

TRANSYT 15
Version: 15.5.2.7994 © Copyright TRL Limited, 2018
For sales and distribution information, program advice and maintenance, contact TRL: +44 (0)1344 379777 software@trl.co.uk www.trisoftware.co.uk
The users of this computer program for the solution of an engineering problem are in no way relieved of their responsibility for the correctness of the solution

Filename: M62 JN 28 CRF Scheme_Mar 20- Scenario 2a - PM + LCC Scheme.t15
Path: Z:\Projects\10127ITM Capitol Park, Leeds F2 (F1A)\Tech\Transyt\TRANSYT - AGREED HE_LCC BASE MODEL (MARCH 2020)\Post-Submission Work
Report generation date: 23/07/2021 08:14:06

- »Network Diagrams
- «A2 - 2019 Base + Committed PM + LCC Scheme : D2 - 2019 Base + Committed PM + LCC Scheme* :
 - »Summary
 - »Network Options
 - »Traffic Nodes
 - »Arms and Traffic Streams
 - »Pedestrian Crossings
 - »Local OD Matrix - Local Matrix: 1
 - »Signal Timings
 - »Results - Link
 - »Results - Traffic Stream
 - »Data Entry - Stage Start and End
 - »Data Entry - Phase
 - »Data Entry - Traffic Stream
 - »Data entry - Link
 - »Results - Pedestrian
 - »Traffic Stream Results
 - »Pedestrian Crossing Results
 - »Network Results
 - »Point to Point Journey Time
 - »Final Prediction Table

File summary

File description

File title	(untitled)
Location	
Site number	
UTCRegion	
Driving side	Left
Date	01/03/2017
Version	
Status	(new file)
Identifier	
Client	
Jobnumber	
Enumerator	LEEDS\00730414
Description	

Model and Results

Enable controller offsets	Enable fuel consumption	Enable quick flares	Display journey time results	Display level of service results	Display blocking and starvation results	Display end of red and green queue results	Display excess queue results	Display separate uniform and random results	Display unweighted results	Display TRANSYT 12 style timings	Display effective greens in results	Display Red-With-Amber	Display End-Of-Green Amber

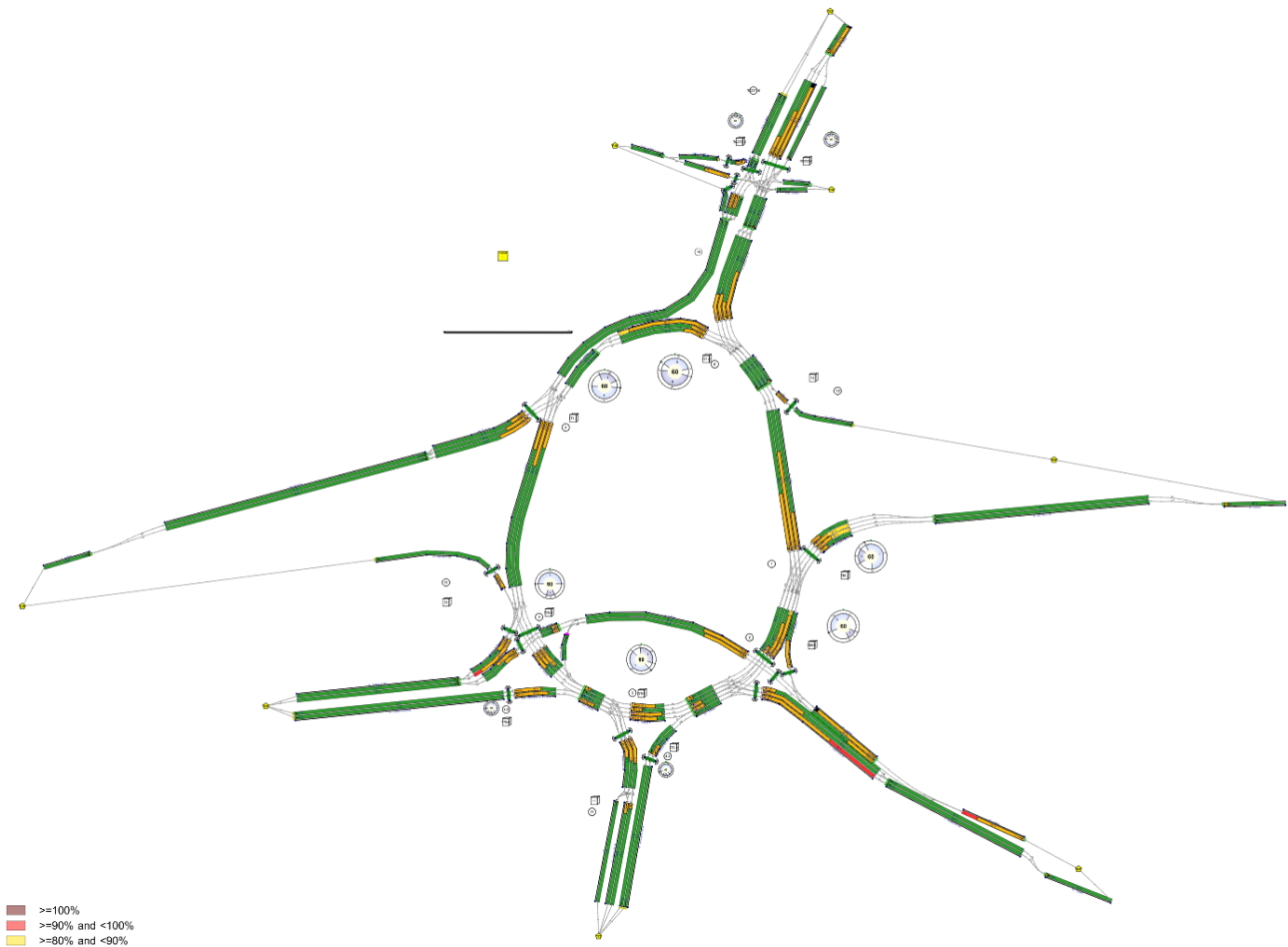
Units

Cost units	Speed units	Distance units	Fuel economy units	Fuel rate units	Mass units	Traffic units input	Traffic units results	Flow units	Average delay units	Total delay units	Rate of delay units
£	kph	m	mpg	l/h	kg	PCU	PCU	perHour	s	-Hour	perHour

Sorting

Show names instead of IDs	Sorting direction	Sorting type	Ignore prefixes when sorting	Analysis/demand set sorting	Link grouping	Source grouping	Colour Analysis/Demand Sets
	Ascending	Numerical		ID	Normal	Normal	✓

Network Diagrams



>=100%
 >=90% and <100%
 >=80% and <90%
 <80%
 Colour overlay: Degree of Saturation
 (untitled)
 Cycletime 0s / 60s , Timesteps 59 / 60
 Diagram produced using TRANSYT 15.5.2.7994

A2 - 2019 Base + Committed PM + LCC Scheme D2 - 2019 Base + Committed PM + LCC Scheme*

Summary

Data Errors and Warnings

Severity	Area	Item	Description
Warning	Traffic Stream Data	Arm Bf - Traffic Stream 1	Arm Bf - Traffic Stream 1 is over 200m. Recommend the use of PDM to model platooning effects.
Warning	Traffic Stream Data	Arm Bf - Traffic Stream 2	Arm Bf - Traffic Stream 2 is over 200m. Recommend the use of PDM to model platooning effects.
Warning	Traffic Stream Data	Arm Ff - Traffic Stream 1	Arm Ff - Traffic Stream 1 is over 200m. Recommend the use of PDM to model platooning effects.
Warning	Traffic Stream Data	Arm Ff - Traffic Stream 2	Arm Ff - Traffic Stream 2 is over 200m. Recommend the use of PDM to model platooning effects.
Warning	Traffic Stream Data	Arm xA - Traffic Stream 1	Arm xA - Traffic Stream 1 is over 200m. Recommend the use of PDM to model platooning effects.
Warning	Traffic Stream Data	Arm xA - Traffic Stream 2	Arm xA - Traffic Stream 2 is over 200m. Recommend the use of PDM to model platooning effects.
Warning	Traffic Stream Data	Arm TC38 - Traffic Stream 1	Traffic Stream 1: CTM uses a whole number of cells. CTM is using the length adjusted by 30%.
Warning	Traffic Stream Signals	Arm TC5 - Traffic Stream 4 - Signals (TC777-1, C)	Traffic Stream 4 controlling phase C never runs in the current stage sequence.
Warning	Traffic Stream Signals	Arm TC42 - Traffic Stream 1 - Signals (TC777-1, E)	Traffic Stream 1 controlling phase E never runs in the current stage sequence.
Info	Arm Data	Arm xC	No traffic node specified for arm(s): xC
Info	Traffic Stream Signals	Arm TC5 - Traffic Stream 4 - Signals (TC777-1, C)	Traffic Stream 4 controlling phase C never runs in stage sequence 1.
Info	Traffic Stream Signals	Arm TC42 - Traffic Stream 1 - Signals (TC777-1, E)	Traffic Stream 1 controlling phase E never runs in stage sequence 1.

Run Summary

Analysis set used	Run start time	Run finish time	Modelling start time (HH:mm)	Network Cycle Time (s)	Performance Index (£ per hr)	Total network delay (PCU-hr/hr)	Highest DOS (%)	Item with highest DOS	Number of oversaturated items	Percentage of oversaturated items (%)	Item with worst signalised PRC	Item with worst unsignalised PRC	Item with worst over PR
2	23/07/2021 08:12:39	23/07/2021 08:12:52	16:30	60	5740.62	357.16	112.96	52/1	7	5	TC5/4	49/1	TC5

Analysis Set Details

Name	Description	Demand set	Include in report	Locked
2019 Base + Committed PM + LCC Scheme		D2	✓	

Demand Set Details

Name	Description	Composite	Demand sets	Start time (HH:mm)	Locked
2019 Base + Committed PM + LCC Scheme				16:30	

Network Options

Network timings

Network cycle time (s)	Restrict to SCOOT cycle times	Time segment length (min)	Number of time segments	Modelled time period (min)
60		60	1	60

Signals options

Start displacement (s)	End displacement (s)
2	3

Advanced

Phase minimum broken penalty (£)	Phase maximum broken penalty (£)	Intergreen broken penalty (£)	Starting Red-with-Amber (s)
10000.00	10000.00	10000.00	2

Traffic options

Traffic model	Vehicle flow scaling factor (%)	Pedestrian flow scaling factor (%)	Cruise times or speeds
Platoon Dispersion (PDM)	100	100	Cruise Speeds

Advanced

Resolution	DOS Threshold (%)	Cruise scaling factor (%)	Use link stop weightings	Use link delay weightings	Exclude pedestrians from results calculation	Random delay mode	Type of Vehicle-in-Service	Type of random parameter	PCU Length (m)	Calculate results for Path Segments	Generate PDM Profile Data
1	90	100	✓	✓		Complex	Uniform (TRANSYT)	Uniform (TRANSYT)	5.75		✓

Normal Traffic parameters

Dispersion type	Dispersion coefficient	Travel time coefficient
Default	35	80

Normal Traffic Types

Name	PCU Factor
Normal	1.00

Bus parameters

Name	PCU Factor	Dispersion type	Acceleration (ms ⁻²)	Stationary time coefficient	Cruise time coefficient
Bus	1.00	Default	0.94	30	85

Tram parameters

Name	PCU Factor	Dispersion type	Acceleration (ms ⁻²)	Stationary time coefficient	Cruise time coefficient
Tram	1.00	Default	0.94	100	100

Pedestrian parameters

Dispersion type
Default

Optimisation options

Enable optimisation	Auto redistribute	Optimisation level	Enable OUT Profile accuracy
			✓

Advanced

Optimisation type	Hill climb increments	OUTProfile accuracy	Use enhanced optimisation	Auto optimisation order	Optimisation order	Master controller	Offsets relative to master controller	Master controller offset after each run
				✓				Do nothing

Economics

Vehicle Monetary Value Of Delay (£ per PCU-hr)	Vehicle Monetary Value Of Stops (£ per 100 stops)	Pedestrian monetary value of delay (£ per Ped-hr)
14.20	2.60	14.20

Traffic Nodes

Traffic Nodes

Traffic node	Name	Description
(ALL)	(untitled)	

Arms and Traffic Streams

Arms

Arm	Name	Description	Traffic node
A	Dewsbury Rd SB		6
Ac	(untitled)		6
Acf	(untitled)		6
Af	Dewsbury Rd SB		6
B	M62 WB off slip		1
Bc	(untitled)		1
Bcf	(untitled)		1
Bf	M62 WB off slip		1
C	Bradford Rd WB		2
Cf	Bradford Rd WB		2
D	Dewsbury Rd NB		3
Dc	(untitled)		3
Dcf	(untitled)		3
Df	Dewsbury Rd NB		3-2
Dxp	Dewsbury Rd exit SB (ped)		3-2
Ec	(untitled)		4
Ecf	(untitled)		4
Ef	Bradford Rd EB		4
Exp	Bradford Rd exit WB (ped)		4-2
F	M62 EB off slip		5
Fc	(untitled)		5
Ff	M62 EB off slip		5
G	(untitled)		2
Gf	(untitled)		4
xA	Dewsbury Rd exit NB		10
xB	M62 EB on slip		
xC	(untitled)		
xD	Dewsbury Rd exit SB		
xE	Bradford Rd exit WB		
xF	M62 WB on slip		
Cc1	(untitled)		2
E1	Bradford Rd EB (left)		4
Gf1	(untitled)		4
Cc2	(untitled)		2
E2	Bradford Rd EB (ahead)		4
TC5	(untitled)		TC771-6
TC9	(untitled)		TC771-6
TC35	(untitled)		TC771-6
TC36	(untitled)		TC771-6
TC37	(untitled)		TC771-6
TC38	(untitled)		TC771-6
TC39	(untitled)		TC771-6
TC40	(untitled)		TC771-6
TC41	(untitled)		TC771-6
TC42	(untitled)		TC771-6
TC43	(untitled)		
47	(untitled)		2
48	(untitled)		2
49	(untitled)		TC771-6
50	(untitled)		1
51	(untitled)		4-2
52			6
53			3-2
54			4
55			TC771-6

Traffic Streams

Arm	Traffic Stream	Name	Description	Auto length	Length (m)	Has Saturation Flow	Saturation flow source	Saturation flow (PCU/hr)	Auto-calculate cell saturation flow	Cell saturation flow (PCU/hr)	Is signal controlled	Is give way	Traffic type	Allow Nearside Turn On Red
A	1	(untitled)	M62E	✓	74.52	✓	Directly entered	2050		2050	✓		Normal	
	2	(untitled)	Wake	✓	76.88	✓	Directly entered	2050		2050	✓		Normal	
	3	(untitled)	Dews	✓	78.61	✓	Directly entered	2050		2050	✓		Normal	
	4	(untitled)	Brad/M62W	✓	80.35	✓	Directly entered	2050		2050	✓		Normal	
Ac	1	(untitled)	M62E	✓	95.80	✓	Directly entered	2263		2263	✓		Normal	
	2	(untitled)	Wake	✓	92.34	✓	Directly entered	2263		2263	✓		Normal	
	3	(untitled)	Dews/Brad	✓	87.95	✓	Directly entered	2263		2263	✓		Normal	
Acf	1	(untitled)		✓	69.59	✓	Directly entered	2263		2263			Normal	
	2	(untitled)		✓	70.42	✓	Directly entered	2263		2263			Normal	
Af	1	(untitled)	M62E/Wake	✓	55.52	✓	Directly entered	2050		2050			Normal	
	2	(untitled)	Dews	✓	55.52	✓	Directly entered	2050		2050			Normal	
	3	(untitled)	Brad/M62W	✓	55.74	✓	Directly entered	2050		2050			Normal	
B	1	(untitled)	Wake/Dews	✓	94.67	✓	Directly entered	2050		2050	✓		Normal	
	2	(untitled)	Brad	✓	97.18	✓	Directly entered	2150		2150	✓		Normal	
	3	(untitled)	Leeds	✓	99.69	✓	Directly entered	2100		2100	✓		Normal	
	4	(untitled)		✓	102.42	✓	Directly entered	2050		2050	✓		Normal	
Bc	1	(untitled)	Wake	✓	132.85	✓	Directly entered	2050		2050	✓		Normal	
	2	(untitled)	Dews	✓	131.47	✓	Directly entered	2050		2263	✓		Normal	
	3	(untitled)	Brad/M62W	✓	130.10	✓	Directly entered	2050		2050	✓		Normal	
Bcf	1	(untitled)		✓	62.67	✓	Directly entered	2263		2263			Normal	
	2	(untitled)		✓	63.14	✓	Directly entered	2263		2050			Normal	
	3	(untitled)		✓	62.35	✓	Directly entered	2263		2050			Normal	
	4	(untitled)		✓	62.25	✓	Directly entered	2263		2050			Normal	
Bf	1	(untitled)		✓	227.81	✓	Sum of lanes	1800		1600			Normal	
	2	(untitled)		✓	228.44	✓	Sum of lanes	1800		1700			Normal	
C	1	(untitled)	Dews/Brad	✓	121.13	✓	Directly entered	2100		2050	✓		Normal	
	2	(untitled)	M62W/Brad/Leeds	✓	122.36	✓	Directly entered	2200		2100	✓		Normal	
	3	(untitled)	Leeds/M62E	✓	124.35	✓	Directly entered	2050		1900	✓		Normal	
Cf	1	(untitled)		✓	144.60	✓	Sum of lanes	1965		1965			Normal	
	2	(untitled)		✓	145.86	✓	Sum of lanes	1965		1965			Normal	
	1	(untitled)	Brad/M62		55.00	✓	Directly entered	2050		2050	✓		Normal	

D	2	(untitled)	Leeds		55.00	✓	Directly entered	1850		2075	✓		Normal
	3	(untitled)	Leeds/M62/Wake	✓	55.80	✓	Directly entered	2250		2250	✓		Normal
Dc	1	(untitled)	Brad	✓	50.67	✓	Directly entered	2100		2100	✓		Normal
	2	(untitled)	Brad/M62W	✓	48.72	✓	Directly entered	2100		2100	✓		Normal
	3	(untitled)	Leeds	✓	46.78	✓	Directly entered	2100		2100	✓		Normal
	4	(untitled)	Leeds/M62E	✓	44.83	✓	Directly entered	2100		2100	✓		Normal
Dcf	1	(untitled)		✓	65.95	✓	Directly entered	2050		2050			Normal
	2	(untitled)		✓	65.92	✓	Directly entered	2100		2100			Normal
	3	(untitled)		✓	68.61	✓	Directly entered	2100		2100			Normal
	4	(untitled)		✓	66.73	✓	Directly entered	2100		2100			Normal
	5	(untitled)		✓	66.90	✓	Directly entered	2100		2100			Normal
Df	1	(untitled)			200.00	✓	Sum of lanes	1900			✓		Normal
	2	(untitled)			200.00	✓	Directly entered	2250			✓		Normal
Dxp	1	(untitled)		✓	46.62	✓	Directly entered	2050			✓		Normal
	2	(untitled)		✓	48.64	✓	Directly entered	2050			✓		Normal
Ec	1	(untitled)	M62W	✓	50.09	✓	Directly entered	2150		2150	✓		Normal
	2	(untitled)	Leeds	✓	48.43	✓	Directly entered	2263		2263	✓		Normal
	3	(untitled)	Leeds	✓	46.77	✓	Directly entered	2263		2263	✓		Normal
	4	(untitled)	M62E	✓	45.93	✓	Directly entered	2250		2250	✓		Normal
Ecf	1	(untitled)		✓	45.94	✓	Directly entered	2100		2100			Normal
	2	(untitled)		✓	46.37	✓	Directly entered	2100		2100			Normal
	3	(untitled)		✓	46.93	✓	Directly entered	2263		2263			Normal
	4	(untitled)		✓	50.37	✓	Directly entered	2300		2300			Normal
Ef	1	(untitled)		✓	127.54	✓	Directly entered	1900					Normal
	2	(untitled)		✓	127.54	✓	Sum of lanes	1900					Normal
Exp	1	(untitled)		✓	51.83	✓	Directly entered	2050		2100	✓		Normal
	2	(untitled)		✓	53.71	✓	Directly entered	2050		2100	✓		Normal
F	1	(untitled)	Leeds	✓	85.13	✓	Directly entered	2100		2100	✓		Normal
	2	(untitled)	Wake	✓	85.72	✓	Directly entered	2100		2100	✓		Normal
	3	(untitled)	Dews/Brad	✓	87.25	✓	Directly entered	2100		2100	✓		Normal
Fc	1	(untitled)	Leeds	✓	183.21	✓	Directly entered	2263		2263	✓		Normal
	2	(untitled)	Leeds	✓	181.45	✓	Directly entered	2263		2263	✓		Normal
	3	(untitled)	M62E/Dews	✓	180.28	✓	Directly entered	2263		2263	✓		Normal

Ff	1	(untitled)		✓	275.73	✓	Sum of lanes	1900		1900			Normal
	2	(untitled)		✓	275.39	✓	Sum of lanes	1900		1900			Normal
G	1	(untitled)		✓	156.15	✓	Directly entered	2050		2050	✓		Normal
	2	(untitled)		✓	152.60	✓	Directly entered	2050		2050	✓		Normal
Gf	1	(untitled)		✓	38.89	✓	Directly entered	2050		2050			Normal
	2	(untitled)		✓	38.45	✓	Directly entered	2050		2050			Normal
xA	1	(untitled)		✓	229.66	✓	Directly entered	2263		2263			Normal
	2	(untitled)		✓	229.97	✓	Directly entered	2263		2263			Normal
xB	1	(untitled)		✓	56.54								Normal
xC	1	(untitled)		✓	115.60	✓	Sum of lanes	1900		1900			Normal
	2	(untitled)		✓	115.98	✓	Sum of lanes	1900		1900			Normal
xD	1	(untitled)		✓	121.71								Normal
	2	(untitled)		✓	122.74								Normal
xE	1	(untitled)		✓	173.89								Normal
	2	(untitled)		✓	173.83								Normal
xF	1	(untitled)		✓	100.49								Normal
Cc1	1	(untitled)	Wake	✓	95.84	✓	Directly entered	2050		2050	✓		Normal
E1	1	(untitled)	M62W/Leeds		80.00	✓	Directly entered	2050		1900	✓		Normal
	2	(untitled)	Leeds/M62E		80.00	✓	Directly entered	2200		2100	✓		Normal
Gf1	1	(untitled)		✓	49.26							✓	Normal
Cc2	2	(untitled)	Dews	✓	91.58	✓	Directly entered	2150		2100	✓		Normal
	3	(untitled)	Brad/M62W	✓	89.25	✓	Directly entered	2050		2050	✓		Normal
	4	(untitled)	Dews/Brad	✓	88.96	✓	Directly entered	2150		2100	✓		Normal
	5	(untitled)	Leeds	✓	88.65	✓	Directly entered	2050		2050	✓		Normal
E2	3	(untitled)	Wake	✓	53.28	✓	Directly entered	2150		2050	✓		Normal
	4	(untitled)	Wake	✓	54.33	✓	Directly entered	2050		2050	✓		Normal
TC5	2	(untitled)		✓	23.03	✓	Sum of lanes	2263		2263	✓		Normal
	3	(untitled)		✓	23.02	✓	Directly entered	2263		2263	✓		Normal
	4	(untitled)		✓	24.43	✓	Sum of lanes	1800		2263	✓		Normal
TC9	1	(untitled)		✓	91.71	✓	Directly entered	1925		1925	✓		Normal
	2	(untitled)		✓	92.11	✓	Sum of lanes	1966		1966	✓		Normal
	3	(untitled)		✓	92.69	✓	Sum of lanes	1947		1947	✓		Normal
TC35	1	(untitled)		✓	24.16	✓	Directly entered	1900		2263	✓		Normal
TC36	1	(untitled)		✓	25.22	✓	Sum of lanes	1800					Normal
TC37	1	(untitled)		✓	44.32	✓	Directly entered	1850		1850	✓		Normal
TC38	1	(untitled)		✓	21.32	✓	Directly entered	1850		1850		✓	Normal

TC39	2	(untitled)		✓	35.24	✓	Directly entered	2263		2263			Normal
	3	(untitled)		✓	33.28	✓	Directly entered	2263		2263			Normal
TC40	2	(untitled)		✓	58.74								Normal
	3	(untitled)		✓	55.82								Normal
TC41	1	(untitled)		✓	54.63	✓	Directly entered	1850		1850	✓		Normal
TC42	1	(untitled)		✓	23.35	✓	Sum of lanes	1771			✓		Normal
TC43	1	(untitled)		✓	51.77	✓	Sum of lanes	1800					Normal
47	1	(untitled)		✓	133.63	✓	Directly entered	1300		1300			Normal
48	1	(untitled)		✓	55.12	✓	Sum of lanes	1965					Normal
49	1	(untitled)		✓	26.24	✓	Directly entered	1900					Normal
	2	(untitled)		✓	26.24	✓	Directly entered	1900					Normal
50	1	(untitled)		✓	48.15	✓	Sum of lanes	1900					Normal
51	1	(untitled)		✓	37.47	✓	Sum of lanes	1900					Normal
52	1				25.00	✓	Sum of lanes	1800			✓		Normal
53	1				200.00	✓	Sum of lanes	1800			✓		Normal
54	1				20.00	✓	Sum of lanes	1800			✓		Normal
55	1			✓	89.69	✓	Sum of lanes	1800			✓		Normal

Lanes

Arm	Traffic Stream	Lane	Name	Description	Use RR67	Surface condition	Site quality factor	Gradient (%)	Width (m)	Use connector turning radius	Proportion that turn (%)	Turning radius (m)	Nearside lane	Saturation flow (PCU/hr)
A	1	1	(untitled)											
	2	2	(untitled)											
	3	3	(untitled)											
	4	4	(untitled)											
Ac	1	1	(untitled)											
	2	2	(untitled)											
	3	3	(untitled)											
Acf	1	1	(untitled)											
	2	2	(untitled)											
Af	1	1	(untitled)											
	2	2	(untitled)											
	3	3	(untitled)											
B	1	1	(untitled)											
	2	2	(untitled)											
	3	3	(untitled)											
	4	4	(untitled)											
Bc	1	1	(untitled)											
	2	1	(untitled)											
	3	1	(untitled)											
Bcf	1	1	(untitled)											
	2	1	(untitled)											
	3	1	(untitled)											
	4	1	(untitled)											
Bf	1	1	(untitled)											1800
	2	1	(untitled)											1800

Gf1	1	1	(untitled)														
Cc2	2	2	(untitled)														
	3	3	(untitled)														
	4	4	(untitled)														
	5	5	(untitled)														
E2	3	3	(untitled)														
	4	4	(untitled)														
TC5	2	1	(untitled)		✓	N/A	Clearly Good	0	3.50	✓	0	99999.00				2263	
	3	1	(untitled)														
	4	1	(untitled)														1800
TC9	1	1	(untitled)														
	2	1	(untitled)		✓	N/A	Average	0	3.70	✓	0	99999.00					1966
	3	1	(untitled)		✓	N/A	Average	0	3.50	✓	0	99999.00					1947
TC35	1	1	(untitled)														
TC36	1	1	(untitled)														1800
TC37	1	1	(untitled)														
TC38	1	1	(untitled)														
TC39	2	1	(untitled)														
	3	1	(untitled)														
TC40	2	1	(untitled)														
	3	1	(untitled)														
TC41	1	1	(untitled)														
TC42	1	1	(untitled)		✓	N/A	Average	0	3.00	✓	0	9.44	✓				1771
TC43	1	1	(untitled)														1800
47	1	1	(untitled)														
48	1	1	(untitled)														1965
49	1	2	(untitled)														
	2	1	(untitled)														
50	1	1	(untitled)														1900
51	1	1	(untitled)														1900
52	1	1	(untitled)														1800
53	1	1	(untitled)														1800
54	1	1	(untitled)														1800
55	1	1	(untitled)														1800

Modelling

Arm	Traffic Stream	Traffic model	Stop weighting multiplier (%)	Delay weighting multiplier (%)	Assignment Cost Weighting (%)	Exclude from results calculation	Max queue storage (PCU)	Has queue limit	Queue limit (PCU)	Excess queue penalty (£)	Has degree of saturation limit	Degree of saturation limit (%)	Excess degree of saturation penalty (£)	Low degree of saturation penalty (£)
A	1	CTM	100	100	100		0.00							
	2	CTM	100	100	100		0.00							
	3	CTM	100	100	100		0.00							
	4	CTM	100	100	100		0.00							
Ac	1	CTM	100	100	100		0.00							
	2	CTM	100	100	100		0.00							
	3	CTM	100	100	100		0.00							
Acf	1	CTM	100	100	100		0.00							
	2	CTM	100	100	100		0.00							
Af	1	CTM	100	100	100		0.00							
	2	CTM	100	100	100		0.00							
	3	CTM	100	100	100		0.00							
B	1	CTM	100	100	100		0.00							
	2	CTM	100	100	100		0.00							
	3	CTM	100	100	100		0.00							
	4	CTM	100	100	100		0.00							
Bc	1	CTM	100	100	100		0.00							
	2	CTM	100	100	100		0.00							

	3	CTM	100	100	100	0.00								
Bcf	1	CTM	100	100	100	0.00								
	2	CTM	100	100	100	0.00								
	3	CTM	100	100	100	0.00								
	4	CTM	100	100	100	0.00								
Bf	1	CTM	100	100	100	0.00								
	2	CTM	100	100	100	0.00								
C	1	CTM	100	100	100	0.00								
	2	CTM	100	100	100	0.00								
	3	CTM	100	100	100	0.00								
Cf	1	CTM	100	100	100	0.00								
	2	CTM	100	100	100	0.00								
D	1	CTM	100	100	100	0.00								
	2	CTM	100	100	100	0.00								
	3	CTM	100	100	100	0.00								
Dc	1	CTM	100	100	100	0.00								
	2	CTM	100	100	100	0.00								
	3	CTM	100	100	100	0.00								
	4	CTM	100	100	100	0.00								
Dcf	1	CTM	100	100	100	0.00								
	2	CTM	100	100	100	0.00								
	3	CTM	100	100	100	0.00								
	4	CTM	100	100	100	0.00								
	5	CTM	100	100	100	0.00								
Df	1	NetworkDefault	100	100	100	0.00								
	2	NetworkDefault	100	100	100	0.00								
Dxp	1	NetworkDefault	100	100	100	0.00								
	2	NetworkDefault	100	100	100	0.00								
Ec	1	CTM	100	100	100	0.00								
	2	CTM	100	100	100	0.00								
	3	CTM	100	100	100	0.00								
	4	CTM	100	100	100	0.00								
Ecf	1	CTM	100	100	100	0.00								
	2	CTM	100	100	100	0.00								
	3	CTM	100	100	100	0.00								
	4	CTM	100	100	100	0.00								
Ef	1	NetworkDefault	100	100	100	0.00								
	2	NetworkDefault	100	100	100	0.00								
Exp	1	CTM	100	100	100	0.00								
	2	CTM	100	100	100	0.00								
F	1	CTM	100	100	100	0.00								
	2	CTM	100	100	100	0.00								
	3	CTM	100	100	100	0.00								
Fc	1	CTM	100	100	100	0.00								
	2	CTM	100	100	100	0.00								
	3	CTM	100	100	100	0.00								
Ff	1	CTM	100	100	100	0.00								
	2	CTM	100	100	100	0.00	✓	0.00	0.00	✓	2	0.00	0.00	
G	1	CTM	100	100	100	0.00								
	2	CTM	100	100	100	0.00								
Gf	1	CTM	100	100	100	0.00								
	2	CTM	100	100	100	0.00								
xA	1	CTM	100	100	100	0.00								
	2	CTM	100	100	100	0.00								
xB	1	NetworkDefault	100	100	100	0.00								
xC	1	CTM	100	100	100	0.00								
	2	CTM	100	100	100	0.00								

xD	1	NetworkDefault	100	100	100	0.00							
	2	NetworkDefault	100	100	100	0.00							
xE	1	NetworkDefault	100	100	100	0.00							
	2	NetworkDefault	100	100	100	0.00							
xF	1	NetworkDefault	100	100	100	0.00							
Cc1	1	CTM	100	100	100	0.00							
E1	1	CTM	100	100	100	0.00							
	2	CTM	100	100	100	0.00							
Gf1	1	NetworkDefault	100	100	100	0.00							
Cc2	2	CTM	100	100	100	0.00							
	3	CTM	100	100	100	0.00							
	4	CTM	100	100	100	0.00							
	5	CTM	100	100	100	0.00							
E2	3	CTM	100	100	100	0.00							
	4	CTM	100	100	100	0.00							
TC5	2	CTM	100	100	100	0.00							
	3	CTM	100	100	100	0.00							
	4	CTM	100	100	100	0.00							
TC9	1	CTM	100	100	100	0.00							
	2	CTM	100	100	100	0.00							
	3	CTM	100	100	100	0.00							
TC35	1	CTM	100	100	100	0.00							
TC36	1	NetworkDefault	100	100	100	0.00							
TC37	1	CTM	100	100	100	0.00							
TC38	1	CTM	100	100	100	0.00							
TC39	2	CTM	100	100	100	0.00							
	3	CTM	100	100	100	0.00							
TC40	2	PDM	100	100	100	0.00							
	3	PDM	100	100	100	0.00							
TC41	1	CTM	100	100	100	0.00							
TC42	1	NetworkDefault	100	100	100	0.00							
TC43	1	NetworkDefault	100	100	100	0.00							
47	1	CTM	100	100	100	0.00							
48	1	NetworkDefault	100	100	100	0.00							
49	1	NetworkDefault	100	100	100	0.00							
	2	NetworkDefault	100	100	100	0.00							
50	1	NetworkDefault	100	100	100	0.00							
51	1	NetworkDefault	100	100	100	0.00							
52	1	NetworkDefault	100	100	100	0.00							
53	1	NetworkDefault	100	100	100	0.00							
54	1	NetworkDefault	100	100	100	0.00							
55	1	NetworkDefault	100	100	100	0.00							

Modelling - Advanced

Arm	Traffic Stream	Initial queue (PCU)	Type of Vehicle-in-Service	Vehicle-in-Service	Type of random parameter	Random parameter	Auto cycle time	Cycle time
(ALL)	(ALL)	0.00	NetworkDefault	Not-Included	NetworkDefault	0.50	✓	60

Normal traffic - Modelling

Arm	Traffic Stream	Stop weighting (%)	Delay weighting (%)
(ALL)	(ALL)	100	100

Normal traffic - Advanced

Arm	Traffic Stream	Dispersion type for Normal Traffic
(ALL)	(ALL)	NetworkDefault

Flows

Arm	Traffic Stream	Total Flow (PCU/hr)	Normal Flow (PCU/hr)
-----	----------------	---------------------	----------------------

A	1	834	834
	2	375	375
	3	746	746
	4	540	540
Ac	1	733	733
	2	262	262
	3	427	427
Acf	1	995	995
	2	427	427
Af	1	1209	1209
	2	746	746
	3	540	540
B	1	246	246
	2	368	368
	3	345	345
	4	260	260
Bc	1	724	724
	2	1027	1027
	3	599	599
Bcf	1	1567	1567
	2	724	724
	3	1027	1027
	4	599	599
Bf	1	614	614
	2	605	605
C	1	460	460
	2	391	391
	3	142	142
Cf	1	460	460
	2	533	533
D	1	260	260
	2	315	315
	3	350	350
Dc	1	758	758
	2	795	795
	3	287	287
	4	402	402
Dcf	1	1093	1093
	2	1269	1269
	3	795	795
	4	287	287
	5	402	402
Df	1	563	563
	2	350	350
Dxp	1	1093	1093
	2	511	511
Ec	1	553	553
	2	532	532
	3	518	518
	4	274	274
Ecf	1	850	850
	2	963	963
	3	532	532
	4	822	822
Ef	1	793	793
	2	584	584
Exp	1	850	850
	2	410	410

F	1	173	173
	2	267	267
	3	341	341
Fc	1	623	623
	2	609	609
	3	779	779
Ff	1	440	440
	2	341	341
G	1	343	343
	2	272	272
Gf	1	339	339
	2	245	245
xA	1	706	706
	2	663	663
xB	1	1567	1567
xC	1	717	717
	2	615	615
xD	1	1093	1093
	2	511	511
xE	1	850	850
	2	410	410
xF	1	659	659
Cc1	1	716	716
E1	1	288	288
	2	505	505
Gf1	1	31	31
Cc2	2	1006	1006
	3	625	625
	4	962	962
	5	260	260
E2	3	339	339
	4	245	245
TC5	2	649	649
	3	663	663
	4	0	0
TC9	1	1074	1074
	2	721	721
	3	398	398
TC35	1	57	57
TC36	1	356	356
TC37	1	72	72
TC38	1	72	72
TC39	2	649	649
	3	663	663
TC40	2	721	721
	3	663	663
TC41	1	284	284
TC42	1	0	0
TC43	1	0	0
47	1	1331	1331
48	1	993	993
49	1	1092	1092
	2	1119	1119
50	1	1219	1219
51	1	781	781
52	1	1567	1567
53	1	12	12
54	1	659	659

55	1	18	18
----	---	----	----

Signals

Arm	Traffic Stream	Controller stream	Phase	Second phase enabled
A	1	771-2	E	
	2	771-2	E	
	3	771-2	E	
	4	771-2	E	
Ac	1	771-2	D	
	2	771-2	D	
	3	771-2	D	
B	1	769-1	B	
	2	769-1	B	
	3	769-1	B	
	4	769-1	B	
Bc	1	769-1	A	
	2	769-1	A	
	3	769-1	A	
C	1	769-2	G	
	2	769-2	G	
	3	769-2	G	
D	1	770-1	B	
	2	770-1	B	
	3	770-1	B	
Dc	1	770-1	A	
	2	770-1	A	
	3	770-1	A	
	4	770-1	A	
Df	1	11	B	
	2	11	B	
Dxp	1	770-2	D	
	2	770-2	D	
Ec	1	770-3	F	
	2	770-3	F	
	3	770-3	F	
	4	770-3	F	
Exp	1	770-4	L	
	2	770-4	L	
F	1	771-1	B	
	2	771-1	B	
	3	771-1	B	
Fc	1	771-1	A	
	2	771-1	A	
	3	771-1	A	
G	1	769-2	F	
	2	769-2	F	
Cc1	1	769-2	E	
E1	1	770-3	G	
	2	770-3	G	
Cc2	2	769-2	D	
	3	769-2	D	
	4	769-2	D	
	5	769-2	D	
	3	770-3	H	
E2	3	770-3	H	
	4	770-3	H	
TC5	2	TC777-1	A	
	3	TC777-1	A	
	4	TC777-1	C	

TC9	1	TC777-1	B	
	2	TC777-1	B	
	3	TC777-1	B	
TC35	1	TC777-1	A	
TC37	1	TC777-2	J	
TC41	1	TC777-1	D	
TC42	1	TC777-1	E	
52	1	12	A	
53	1	11	A	
54	1	13	A	
55	1	TC777-1	J	

Entry Sources

Arm	Traffic Stream	Cruise time for Normal Traffic (s)	Cruise speed for Normal Traffic (kph)
Df	1	24.00	30.00
	2	24.00	30.00
Ef	1	15.31	30.00
	2	15.31	30.00
TC36	1	3.03	30.00
TC42	1	2.80	30.00
48	1	6.61	30.00
49	1	3.15	30.00
	2	3.15	30.00
50	1	5.78	30.00
51	1	4.50	30.00
53	1	24.00	30.00

Sources

Arm	Traffic Stream	Source	Source traffic stream	Destination traffic stream	Cruise time for Normal Traffic (s)	Cruise speed for Normal Traffic (kph)	Auto turning radius	Traffic turn style	Turning radius (m)
A	1	1	Af/1	A/1	5.59	48.00	✓	Straight	Straight Movement
	2	1	Af/1	A/2	5.77	48.00	✓	Straight	Straight Movement
	3	1	Af/2	A/3	5.90	48.00	✓	Straight	Straight Movement
	4	1	Af/3	A/4	6.03	48.00	✓	Straight	Straight Movement
Ac	1	1	Acf/1	Ac/1	7.19	48.00	✓	Offside	48.59
	2	1	Acf/1	Ac/2	9.50	35.00	✓	Offside	46.08
	3	1	Acf/2	Ac/3	6.60	48.00	✓	Offside	42.76
Acf	1	1	F/2	Acf/1	5.22	48.00	✓	Straight	Straight Movement
	2	1	F/3	Acf/2	7.24	35.00	✓	Straight	Straight Movement
Af	1	1	TC42/1	Af/1	6.66	30.00	✓	Nearside	10.60
	2	1	TC42/1	Af/2	6.66	30.00	✓	Nearside	10.60
	3	1	TC42/1	Af/3	6.69	30.00	✓	Nearside	10.60
B	1	1	Bf/1	B/1	7.10	48.00	✓	Straight	Straight Movement
	2	1	Bf/1	B/2	7.29	48.00	✓	Straight	Straight Movement
	3	1	Bf/2	B/3	7.48	48.00	✓	Straight	Straight Movement
	4	1	Bf/2	B/4	12.29	30.00	✓	Straight	Straight Movement
Bc	1	1	Bcf/2	Bc/1	11.96	40.00	✓	Offside	51.76
	2	1	Bcf/3	Bc/2	11.83	40.00	✓	Offside	48.45
	3	1	Bcf/4	Bc/3	11.71	40.00	✓	Offside	45.13
	1	1	A/1	Bcf/1	4.70	48.00	✓	Nearside	68.65

Bcf	2	1	A/2	Bcf/2	6.69	34.00	✓	Nearside	71.96
	3	1	A/3	Bcf/3	6.60	34.00	✓	Nearside	75.27
	4	1	A/4	Bcf/4	6.59	34.00	✓	Nearside	78.59
Bf	1	1	50/1	Bf/1	27.34	30.00	✓	Straight	Straight Movement
	2	1	50/1	Bf/2	27.41	30.00	✓	Straight	Straight Movement
C	1	1	Cf/1	C/1	14.54	30.00	✓	Offside	59.30
	2	1	Cf/2	C/2	14.68	30.00	✓	Offside	55.98
	3	1	Cf/2	C/3	14.92	30.00	✓	Offside	53.27
Cf	1	1	48/1	Cf/1	17.35	30.00	✓	Straight	Straight Movement
	2	1	48/1	Cf/2	17.50	30.00	✓	Straight	Straight Movement
D	1	1	Df/1	D/1	4.13	48.00	✓	Straight	Straight Movement
	2	1	Df/1	D/2	4.13	48.00	✓	Straight	Straight Movement
	3	1	Df/2	D/3	4.19	48.00	✓	Straight	Straight Movement
Dc	1	1	Dcf/2	Dc/1	3.80	48.00	✓	Offside	56.07
	2	1	Dcf/3	Dc/2	3.65	48.00	✓	Offside	52.76
	3	1	Dcf/4	Dc/3	3.51	48.00	✓	Offside	49.44
	4	1	Dcf/5	Dc/4	3.36	48.00	✓	Offside	46.13
Dcf	1	1	Cc2/2	Dcf/1	4.95	48.00	✓	Straight	Straight Movement
	2	1	Cc2/4	Dcf/2	4.94	48.00	✓	Straight	Straight Movement
	3	1	Cc2/3	Dcf/3	5.15	48.00	✓	Straight	Straight Movement
	4	1	C/2	Dcf/4	5.00	48.00	✓	Nearside	58.86
	5	1	Cc2/5	Dcf/5	5.02	48.00	✓	Straight	Straight Movement
Dxp	1	1	Dcf/1	Dxp/1	3.50	48.00	✓	Nearside	80.62
	2	1	Dcf/2	Dxp/2	3.65	48.00	✓	Nearside	83.93
Ec	1	1	Ecf/2	Ec/1	3.76	48.00	✓	Offside	76.42
	2	1	Ecf/3	Ec/2	3.63	48.00	✓	Offside	73.10
	3	1	Ecf/4	Ec/3	3.51	48.00	✓	Offside	69.79
	4	1	Ecf/4	Ec/4	3.44	48.00	✓	Offside	67.06
Ecf	1	1	Dc/1	Ecf/1	3.45	48.00	✓	Offside	76.11
	2	1	Dc/2	Ecf/2	3.48	48.00	✓	Offside	72.80
	3	1	Dc/3	Ecf/3	3.52	48.00	✓	Offside	69.49
	4	1	Dc/4	Ecf/4	3.78	48.00	✓	Offside	66.17
Exp	1	1	Ecf/1	Exp/1	3.89	48.00	✓	Nearside	52.96
	2	1	Ecf/2	Exp/2	4.03	48.00	✓	Nearside	56.27
F	1	1	Ff/1	F/1	6.38	48.00	✓	Straight	Straight Movement
	2	1	Ff/1	F/2	6.43	48.00	✓	Straight	Straight Movement
	3	1	Ff/2	F/3	6.54	48.00	✓	Straight	Straight Movement
Fc	1	1	Ec/2	Fc/1	18.84	35.00	✓	Straight	Straight Movement
	2	1	Ec/3	Fc/2	18.66	35.00	✓	Straight	Straight Movement
	3	1	Ec/4	Fc/3	18.54	35.00	✓	Straight	Straight Movement
Ff	1	1	51/1	Ff/1	33.09	30.00	✓	Straight	Straight Movement
	2	1	51/1	Ff/2	33.05	30.00	✓	Straight	Straight Movement
G	1	1	Gf/1	G/1	16.06	35.00	✓	Offside	96.83
	2	1	Gf/2	G/2	11.45	48.00	✓	Offside	93.51

Gf	1	1	E2/3	Gf/1	2.92	48.00	✓	Straight	Straight Movement
	2	1	E2/4	Gf/2	2.88	48.00	✓	Straight	Straight Movement
xA	1	1	F/1	xA/1	17.22	48.00	✓	Straight	Straight Movement
	2	1	F/1	xA/2	17.25	48.00	✓	Straight	Straight Movement
xB	1	1	52/1	xB/1	6.79	30.00	✓	Straight	Straight Movement
xC	1	1	G/1	xC/1	8.67	48.00	✓	Straight	Straight Movement
	2	1	G/2	xC/2	8.70	48.00	✓	Straight	Straight Movement
xD	1	1	Dxp/1	xD/1	9.13	48.00	✓	Nearside	30.26
	2	1	Dxp/2	xD/2	9.21	48.00	✓	Nearside	33.58
xE	1	1	Exp/1	xE/1	13.04	48.00	✓	Straight	Straight Movement
	2	1	Exp/2	xE/2	13.04	48.00	✓	Straight	Straight Movement
xF	1	1	54/1	xF/1	12.06	30.00	✓	Nearside	21.41
Cc1	1	1	B/1	Cc1/1	8.63	40.00	✓	Straight	Straight Movement
E1	1	1	Ef/1	E1/1	6.00	48.00	✓	Nearside	26.33
	2	1	Ef/1	E1/2	6.00	48.00	✓	Nearside	28.96
Gf1	1	1	Ecf/4	Gf1/1	3.69	48.00	✓	Offside	25.08
Cc2	2	1	B/1	Cc2/2	8.24	40.00	✓	Straight	Straight Movement
	3	1	Bc/3	Cc2/3	5.95	54.00	✓	Straight	Straight Movement
	4	1	Bc/3	Cc2/4	5.93	54.00	✓	Straight	Straight Movement
	5	1	Bc/3	Cc2/5	5.91	54.00	✓	Offside	97.08
E2	3	1	Ef/2	E2/3	4.00	48.00	✓	Nearside	43.25
	4	1	Ef/2	E2/4	4.07	48.00	✓	Nearside	43.25
TC5	2	1	xA/1	TC5/2	2.76	30.00	✓	Straight	Straight Movement
	3	1	xA/2	TC5/3	2.76	30.00	✓	Straight	Straight Movement
	4	1	xA/2	TC5/4	2.93	30.00	✓	Straight	Straight Movement
TC9	1	1	49/1	TC9/1	11.00	30.00	✓	Straight	Straight Movement
	2	1	49/2	TC9/2	11.05	30.00	✓	Straight	Straight Movement
	3	1	49/2	TC9/3	11.12	30.00	✓	Straight	Straight Movement
TC35	1	1	xA/1	TC35/1	2.90	30.00	✓	Straight	Straight Movement
TC37	1	1	TC36/1	TC37/1	3.19	50.00	✓	Nearside	46.04
TC38	1	1	TC37/1	TC38/1	1.53	50.00	✓	Straight	Straight Movement
TC39	2	1	TC5/2	TC39/2	2.54	50.00	✓	Straight	Straight Movement
	3	1	TC5/3	TC39/3	2.40	50.00	✓	Straight	Straight Movement
TC40	2	1	TC38/1	TC40/2	4.23	50.00	✓	Nearside	11.92
	3	1	TC39/3	TC40/3	4.02	50.00	✓	Offside	77.43
TC41	1	1	TC36/1	TC41/1	3.93	50.00	✓	Straight	Straight Movement
TC43	1	1	TC9/1	TC43/1	3.73	50.00	✓	Nearside	6.11
47	1	1	xC/1	47/1	16.04	30.00	✓	Straight	Straight Movement
52	1	1	Bcf/1	52/1	3.00	30.00	✓	Nearside	48.47
54	1	1	Ec/1	54/1	2.40	30.00	✓	Straight	Straight Movement

55	1	1	49/1	55/1	10.76	30.00	✓	Straight	Straight Movement
Acf	1	2	Fc/3	Acf/1	5.22	48.00	✓	Straight	Straight Movement
	2	2	Fc/3	Acf/2	7.24	35.00	✓	Straight	Straight Movement
Af	1	2	TC9/1	Af/1	6.66	30.00	✓	Straight	Straight Movement
	2	2	TC9/2	Af/2	6.66	30.00	✓	Straight	Straight Movement
	3	2	TC9/3	Af/3	6.69	30.00	✓	Straight	Straight Movement
Bcf	1	2	Ac/1	Bcf/1	3.96	57.00	✓	Offside	93.05
	2	2	Ac/2	Bcf/2	3.99	57.00	✓	Offside	89.74
	3	2	Ac/3	Bcf/3	3.94	57.00	✓	Offside	86.42
	4	2	Ac/3	Bcf/4	3.93	57.00	✓	Offside	86.42
D	1	2	53/1	D/1	4.13	48.00	✓	Straight	Straight Movement
	2	2	53/1	D/2	4.13	48.00	✓	Straight	Straight Movement
	3	2	53/1	D/3	4.19	48.00	✓	Straight	Straight Movement
Dcf	1	2	C/1	Dcf/1	4.95	48.00	✓	Nearside	55.54
	2	2	C/1	Dcf/2	4.94	48.00	✓	Nearside	55.54
	3	2	C/2	Dcf/3	5.15	48.00	✓	Nearside	58.86
	4	2	Cc2/3	Dcf/4	8.01	30.00	✓	Straight	Straight Movement
	5	2	C/3	Dcf/5	5.02	48.00	✓	Nearside	62.17
Ecf	1	2	D/1	Ecf/1	3.45	48.00	✓	Nearside	43.36
	2	2	D/1	Ecf/2	3.48	48.00	✓	Nearside	43.36
	3	2	D/2	Ecf/3	3.52	48.00	✓	Nearside	46.68
	4	2	D/3	Ecf/4	3.78	48.00	✓	Nearside	49.99
Fc	1	2	E1/1	Fc/1	20.61	32.00	✓	Nearside	58.94
	2	2	E1/1	Fc/2	20.41	32.00	✓	Nearside	60.85
	3	2	E1/2	Fc/3	20.28	32.00	✓	Nearside	64.16
G	1	2	Gf1/1	G/1	16.06	35.00	✓	Offside	17.91
	2	2	Gf1/1	G/2	11.45	48.00	✓	Offside	15.13
xA	1	2	Fc/1	xA/1	17.22	48.00	✓	Straight	Straight Movement
	2	2	Fc/2	xA/2	17.25	48.00	✓	Straight	Straight Movement
xC	1	2	Cc1/1	xC/1	8.67	48.00	✓	Nearside	56.51
	2	2	Cc1/1	xC/2	8.70	48.00	✓	Nearside	57.28
Cc1	1	2	Bc/1	Cc1/1	6.39	54.00	✓	Straight	Straight Movement
Cc2	2	2	Bc/2	Cc2/2	6.11	54.00	✓	Straight	Straight Movement
	3	2	B/3	Cc2/3	8.03	40.00	✓	Straight	Straight Movement
	4	2	B/2	Cc2/4	8.01	40.00	✓	Straight	Straight Movement
	5	2	B/4	Cc2/5	7.98	40.00	✓	Straight	Straight Movement
TC39	2	2	TC42/1	TC39/2	2.54	50.00	✓	Offside	9.44
	3	2	TC42/1	TC39/3	2.40	50.00	✓	Offside	9.44
TC40	2	2	TC39/2	TC40/2	4.23	50.00	✓	Offside	80.74
TC43	1	2	TC5/4	TC43/1	3.73	50.00	✓	Offside	21.45
47	1	2	xC/2	47/1	16.04	30.00	✓	Straight	Straight Movement
54	1	2	E1/1	54/1	2.40	30.00	✓	Nearside	39.19
Acf	1	3	Fc/2	Acf/1	5.22	48.00	✓	Straight	Straight Movement
Af	1	3	TC41/1	Af/1	6.66	30.00	✓	Offside	6.19
	2	3	TC41/1	Af/2	6.66	30.00	✓	Offside	6.19

	3	3	TC41/1	Af/3	6.69	30.00	✓	Offside	6.19
Bcf	2	3	Ac/3	Bcf/2	3.99	57.00	✓	Offside	86.42
Dcf	3	3	Cc2/4	Dcf/3	8.23	30.00	✓	Straight	Straight Movement
Ecf	4	3	D/2	Ecf/4	6.04	30.00	✓	Nearside	46.68
xA	2	3	Fc/1	xA/2	17.25	48.00	✓	Straight	Straight Movement
Cc2	2	3	B/2	Cc2/2	8.24	40.00	✓	Straight	Straight Movement
	4	3	Bc/2	Cc2/4	5.93	54.00	✓	Straight	Straight Movement
Af	1	4	55/1	Af/1	6.66	30.00	✓	Straight	Straight Movement
	2	4	55/1	Af/2	6.66	30.00	✓	Straight	Straight Movement
	3	4	55/1	Af/3	6.69	30.00	✓	Straight	Straight Movement
Cc2	2	4	Bc/1	Cc2/2	6.11	54.00	✓	Straight	Straight Movement

Give Way Data

Arm	Traffic Stream	Opposed traffic	Use Step-wise Opposed Turn Model	Visibility restricted
(ALL)	1	AllTraffic		

Give Way Data - All Movements - Conflicts

Traffic Stream	Description	Controlling type	Controlling traffic stream	Percentage opposing (%)	Slope coefficient	Upstream signals visible	Conflict shift	Conflict duration
1		TrafficStream	Gf/1	100	0.22		4	0
		TrafficStream	Gf/2	100	0.22		4	4
		TrafficStream	TC39/2	100	0.22		0	0
		TrafficStream	TC39/3	100	0.22		0	0

Pedestrian Crossings

Pedestrian Crossings

Crossing	Name	Description	Traffic node	Allow walk on red	Crossing type	Length (m)	Cruise time (seconds)	Cruise speed (kph)
1	(untitled)		3-2		Nearside	3.00	2.00	5.40
2	(untitled)		3		Nearside	3.00	2.00	5.40
3	(untitled)		4-2		Nearside	3.00	2.00	5.40
4	(untitled)		4		Nearside	3.00	2.00	5.40
5	(untitled)		4		Nearside	3.00	2.00	5.40
6	(untitled)		4		Nearside	3.00	2.00	5.40
7	(untitled)		5		Nearside	3.00	2.00	5.40
8	(untitled)		1		Nearside	3.00	2.00	5.40
9	(untitled)		2		Nearside	3.00	2.00	5.40
10	(untitled)		2		Nearside	3.00	2.00	5.40
11	(untitled)				Nearside	3.00	2.00	5.40
12	(untitled)		2		Nearside	3.00	2.00	5.40
13	(untitled)				Farside	3.00	2.00	5.40
14	(untitled)				Farside	3.00	2.00	5.40
15	(untitled)				Nearside	3.00	2.00	5.40
16	(untitled)				Nearside	3.00	2.00	5.40
17	(untitled)				Nearside	3.00	2.00	5.40
18	(untitled)		12		Farside	3.00	2.00	5.40
19	(untitled)		13		Farside	3.00	2.00	5.40

Pedestrian Crossings - Signals

Crossing	Controller stream	Phase	Second phase enabled
1	770-2	E	
2	770-1	C	
3	770-4	M	
4	770-3	J	
5	770-3	I	
6	770-3	K	
7	771-1	C	
8	769-1	C	
9	769-2	J	
10	769-2	K	
11	769-2	H	
12	769-2	I	
13	TC777-1	I	
14	TC777-1	F	
15	TC777-1	G	
16	TC777-1	H	
17	TC777-2	K	
18	12	B	
19	13	B	

Pedestrian Crossings - Sides

Crossing	Side	Saturation flow (Ped/hr)
(ALL)	(ALL)	11000

Pedestrian Crossings - Modelling

Crossing	Side	Delay weighting (%)	Assignment Cost Weighting (%)	Exclude from results calculation	Max queue storage (Ped)	Has queue limit	Has degree of saturation limit
(ALL)	(ALL)	100	100		0.00		

Local OD Matrix - Local Matrix: 1

Local Matrix Options

OD Matrix	Name	Use for point to point table	Auto calculate	Allocation mode	Allow paths past exit locations	Allow looped paths on arms	Allow looped paths on traffic nodes	Copy flows	Matrix to copy flows from	Limit paths by length	Path length limit multiplier	Limit paths by number	Path number limit
1	(untitled)	✓	✓	Lane Balancing			✓			✓	1.25		

Normal Input Flows (PCU/hr)

	To								
	A28	B28	C28	D28	E28	F28	G28	H28	
From	A28	3	48	328	12	413	13	403	0
	B28	17	0	91	164	477	7	237	0
	C28	265	31	0	168	92	8	361	0
	D28	5	349	238	0	16	13	160	0
	E28	443	584	85	106	1	6	152	0
	F28	99	26	54	78	27	0	72	0
	G28	735	293	808	131	234	10	0	0
	H28	0	0	0	0	0	0	0	0

Bus Input Flows not shown as they are blank.

Tram Input Flows not shown as they are blank.

Pedestrian Input Flows not shown as they are blank.

Locations

OD Matrix	Location	Name	Entries	Exits	Colour
1	A28	(untitled)	50/1	xB/1	#FF0000
	B28	(untitled)	48/1	47/1	#00FF40
	C28	(untitled)	Df/2, Df/1, 53/1	xD/1, xD/2	#804000
	D28	(untitled)	51/1	xF/1	#FF00FF
	E28	(untitled)	Ef/2, Ef/1	xE/1, xE/2	#FF8000
	F28	(untitled)	TC36/1	TC35/1	#FFA500
	G28	(untitled)	49/2, 49/1	TC40/2, TC40/3	#0000FF
	H28	(untitled)	TC42/1	TC43/1	#008000

Normal Paths and Flows

OD Matrix	Path	Description	From location	To location	Path items	Allocation type	N Cal (P)
	24		C28	C28	Df/2, D/3, Ecf/4, Ec/4, Fc/3, Acf/2, Ac/3, Bcf/3, Bc/2, Cc2/2, Dcf/1, Dxp/1, xD/1	Normal	
	25		C28	C28	Df/2, D/3, Ecf/4, Ec/4, Fc/3, Acf/2, Ac/3, Bcf/4, Bc/3, Cc2/4, Dcf/2, Dxp/2, xD/2	Disabled	
	32	l1	C28	E28	Df/1, D/1, Ecf/1, Exp/1, xE/1	Normal	
	36		C28	E28	Df/1, D/1, Ecf/2, Exp/2, xE/2	Disabled	
	42		E28	C28	Ef/1, E1/2, Fc/3, Acf/2, Ac/3, Bcf/3, Bc/2, Cc2/2, Dcf/1, Dxp/1, xD/1	Normal	
	43		E28	C28	Ef/1, E1/2, Fc/3, Acf/2, Ac/3, Bcf/4, Bc/3, Cc2/4, Dcf/2, Dxp/2, xD/2	Disabled	
	44		E28	E28	Ef/1, E1/2, Fc/3, Acf/2, Ac/3, Bcf/4, Bc/3, Cc2/4, Dcf/2, Dc/1, Ecf/1, Exp/1, xE/1	Normal	
	45		E28	E28	Ef/1, E1/2, Fc/3, Acf/2, Ac/3, Bcf/4, Bc/3, Cc2/3, Dcf/3, Dc/2, Ecf/2, Exp/2, xE/2	Normal	
	68		E28	G28	Ef/1, E1/1, Fc/1, xA/1, TC5/2, TC39/2, TC40/2	Normal	
	91	l2	C28	F28	Df/1, D/2, Ecf/3, Ec/2, Fc/1, xA/1, TC35/1	Normal	
	92		E28	F28	Ef/1, E1/1, Fc/1, xA/1, TC35/1	Normal	
	96		A28	C28	50/1, Bf/1, B/2, Cc2/2, Dcf/1, Dxp/1, xD/1	Fixed	
	98		G28	E28	49/2, TC9/3, Af/3, A/4, Bcf/4, Bc/3, Cc2/4, Dcf/3, Dc/2, Ecf/2, Exp/2, xE/2	Fixed	
	99	l3	C28	B28	Df/2, D/3, Ecf/4, Gf1/1, G/2, xC/2, 47/1	Normal	
	100		E28	B28	Ef/2, E2/4, Gf/2, G/2, xC/2, 47/1	Fixed	
	101		E28	E28	Ef/1, E1/2, Fc/3, Acf/2, Ac/3, Bcf/4, Bc/3, Cc2/4, Dcf/3, Dc/2, Ecf/2, Exp/2, xE/2	Normal	
	102		A28	C28	50/1, Bf/1, B/1, Cc2/2, Dcf/1, Dxp/1, xD/1	Normal	
	103		F28	B28	TC36/1, TC41/1, Af/1, A/2, Bcf/2, Bc/1, Cc1/1, xC/2, 47/1	Fixed	
	104	l2	C28	G28	Df/1, D/2, Ecf/3, Ec/2, Fc/1, xA/1, TC5/2, TC39/2, TC40/2	Normal	
	105		D28	H28	51/1, Ff/1, F/1, xA/2, TC5/4, TC43/1	Normal	
	106		G28	C28	49/2, TC9/2, Af/2, A/3, Bcf/3, Bc/2, Cc2/2, Dcf/1, Dxp/1, xD/1	Fixed	
	107		A28	B28	50/1, Bf/1, B/1, Cc1/1, xC/2, 47/1	Normal	
	108		B28	G28	48/1, Cf/2, C/3, Dcf/5, Dc/4, Ecf/4, Ec/3, Fc/2, xA/2, TC5/3, TC39/3, TC40/3	Fixed	
	109	l3	C28	G28	Df/2, D/3, Ecf/4, Ec/3, Fc/2, xA/2, TC5/3, TC39/3, TC40/3	Fixed	
	110		E28	G28	Ef/1, E1/1, Fc/2, xA/2, TC5/3, TC39/3, TC40/3	Fixed	
	111		B28	G28	48/1, Cf/2, C/2, Dcf/4, Dc/3, Ecf/3, Ec/2, Fc/1, xA/2, TC5/3, TC39/3, TC40/3	Fixed	
	112		F28	G28	TC36/1, TC37/1, TC38/1, TC40/2	Normal	
	114		C28	H28	Df/1, D/2, Ecf/3, Ec/2, Fc/1, xA/2, TC5/4, TC43/1	Normal	
	115		B28	C28	48/1, Cf/1, C/1, Dcf/2, Dxp/2, xD/2	Fixed	
	116		F28	C28	TC36/1, TC41/1, Af/2, A/3, Bcf/3, Bc/2, Cc2/2, Dcf/1, Dxp/1, xD/1	Normal	
	117		H28	H28	TC42/1, Af/3, A/4, Bcf/4, Bc/3, Cc2/3, Dcf/4, Dc/3, Ecf/3, Ec/2, Fc/1, xA/2, TC5/4, TC43/1	Normal	
	118		F28	C28	TC36/1, TC41/1, Af/3, A/4, Bcf/4, Bc/3, Cc2/4, Dcf/2, Dxp/2, xD/2	Fixed	
	119		F28	E28	TC36/1, TC41/1, Af/3, A/4, Bcf/4, Bc/3, Cc2/4, Dcf/2, Dc/1, Ecf/1, Exp/1, xE/1	Normal	
	120		F28	E28	TC36/1, TC41/1, Af/3, A/4, Bcf/4, Bc/3, Cc2/3, Dcf/3, Dc/2, Ecf/2, Exp/2, xE/2	Normal	
	122		C28	C28	Df/2, D/3, Ecf/4, Ec/4, Fc/3, Acf/1, Ac/2, Bcf/2, Bc/1, Cc2/2, Dcf/1, Dxp/1, xD/1	Normal	
	123		C28	C28	Df/2, D/3, Ecf/4, Ec/4, Fc/3, Acf/2, Ac/3, Bcf/2, Bc/1, Cc2/2, Dcf/1, Dxp/1, xD/1	Normal	
	124		E28	C28	Ef/1, E1/2, Fc/3, Acf/1, Ac/2, Bcf/2, Bc/1, Cc2/2, Dcf/1, Dxp/1, xD/1	Fixed	
	126		D28	C28	51/1, Ff/1, F/2, Acf/1, Ac/2, Bcf/2, Bc/1, Cc2/2, Dcf/1, Dxp/1, xD/1	Fixed	
	127		D28	C28	51/1, Ff/2, F/3, Acf/2, Ac/3, Bcf/2, Bc/1, Cc2/2, Dcf/1, Dxp/1, xD/1	Fixed	
	128		H28	C28	TC42/1, Af/2, A/3, Bcf/3, Bc/2, Cc2/2, Dcf/1, Dxp/1, xD/1	Normal	
	129		F28	C28	TC36/1, TC41/1, Af/1, A/2, Bcf/2, Bc/1, Cc2/2, Dcf/1, Dxp/1, xD/1	Normal	

130		G28	C28	49/2, TC9/2, Af/2, A/3, Bcf/3, Bc/2, Cc2/4, Dcf/2, Dxp/2, xD/2	Normal
131		G28	E28	49/2, TC9/2, Af/2, A/3, Bcf/3, Bc/2, Cc2/4, Dcf/2, Dc/1, Ecf/1, Exp/1, xE/1	Fixed
132		H28	C28	TC42/1, Af/3, A/4, Bcf/4, Bc/3, Cc2/4, Dcf/2, Dxp/2, xD/2	Normal
133		H28	E28	TC42/1, Af/3, A/4, Bcf/4, Bc/3, Cc2/4, Dcf/2, Dc/1, Ecf/1, Exp/1, xE/1	Normal
135		H28	E28	TC42/1, Af/3, A/4, Bcf/4, Bc/3, Cc2/3, Dcf/3, Dc/2, Ecf/2, Exp/2, xE/2	Normal
136		E28	E28	Ef/1, E1/2, Fc/3, Acf/2, Ac/3, Bcf/3, Bc/2, Cc2/4, Dcf/2, Dc/1, Ecf/1, Exp/1, xE/1	Normal
137		H28	G28	TC42/1, TC39/2, TC40/2	Normal
138		H28	G28	TC42/1, TC39/3, TC40/3	Normal
139		D28	E28	51/1, Ff/2, F/3, Acf/2, Ac/3, Bcf/3, Bc/2, Cc2/4, Dcf/2, Dc/1, Ecf/1, Exp/1, xE/1	Normal
141		D28	E28	51/1, Ff/2, F/3, Acf/2, Ac/3, Bcf/3, Bc/2, Cc2/4, Dcf/3, Dc/2, Ecf/2, Exp/2, xE/2	Normal
142		C28	H28	Df/2, D/3, Ecf/4, Ec/3, Fc/2, xA/2, TC5/4, TC43/1	Normal
143		E28	H28	Ef/1, E1/1, Fc/2, xA/2, TC5/4, TC43/1	Normal
145		H28	H28	TC42/1, Af/3, A/4, Bcf/4, Bc/3, Cc2/5, Dcf/5, Dc/4, Ecf/4, Ec/3, Fc/2, xA/2, TC5/4, TC43/1	Normal
146		F28	H28	TC36/1, TC41/1, Af/3, A/4, Bcf/4, Bc/3, Cc2/5, Dcf/5, Dc/4, Ecf/4, Ec/3, Fc/2, xA/2, TC5/4, TC43/1	Normal
147		F28	E28	TC36/1, TC41/1, Af/2, A/3, Bcf/3, Bc/2, Cc2/4, Dcf/2, Dc/1, Ecf/1, Exp/1, xE/1	Fixed
149	i3	C28	B28	Df/2, D/3, Ecf/4, Gf1/1, G/1, xC/1, 47/1	Fixed
150		E28	B28	Ef/2, E2/3, Gf1/1, G/1, xC/1, 47/1	Normal
152		H28	B28	TC42/1, Af/1, A/2, Bcf/2, Bc/1, Cc1/1, xC/1, 47/1	Normal
153		F28	B28	TC36/1, TC41/1, Af/1, A/2, Bcf/2, Bc/1, Cc1/1, xC/1, 47/1	Normal
155		E28	C28	Ef/1, E1/1, Fc/2, Acf/1, Ac/2, Bcf/2, Bc/1, Cc2/2, Dcf/1, Dxp/1, xD/1	Fixed
156		C28	G28	Df/1, D/2, Ecf/4, Ec/3, Fc/2, xA/2, TC5/3, TC39/3, TC40/3	Fixed
157		H28	B28	TC42/1, Af/1, A/2, Bcf/2, Bc/1, Cc1/1, xC/2, 47/1	Normal
159		B28	E28	48/1, Cf/2, C/2, Dcf/3, Dc/2, Ecf/2, Exp/2, xE/2	Fixed
160		B28	G28	48/1, Cf/2, C/2, Dcf/4, Dc/3, Ecf/3, Ec/2, Fc/1, xA/1, TC5/2, TC39/2, TC40/2	Normal
161		B28	F28	48/1, Cf/2, C/2, Dcf/4, Dc/3, Ecf/3, Ec/2, Fc/1, xA/1, TC35/1	Normal
162		B28	H28	48/1, Cf/2, C/3, Dcf/5, Dc/4, Ecf/4, Ec/3, Fc/2, xA/2, TC5/4, TC43/1	Normal
164		B28	B28	48/1, Cf/2, C/3, Dcf/5, Dc/4, Ecf/4, Gf1/1, G/1, xC/1, 47/1	Normal
165		B28	B28	48/1, Cf/2, C/3, Dcf/5, Dc/4, Ecf/4, Gf1/1, G/2, xC/2, 47/1	Normal
166		B28	C28	48/1, Cf/1, C/1, Dcf/1, Dxp/1, xD/1	Normal
167		B28	E28	48/1, Cf/1, C/1, Dcf/2, Dc/1, Ecf/1, Exp/1, xE/1	Normal
169		G28	B28	49/1, TC9/1, Af/1, A/2, Bcf/2, Bc/1, Cc1/1, xC/1, 47/1	Normal
170		G28	B28	49/1, TC9/1, Af/1, A/2, Bcf/2, Bc/1, Cc1/1, xC/2, 47/1	Normal
171		G28	H28	49/1, TC9/1, TC43/1	Normal
172		C28	F28	53/1, D/2, Ecf/3, Ec/2, Fc/1, xA/1, TC35/1	Fixed
173		C28	G28	53/1, D/2, Ecf/3, Ec/2, Fc/1, xA/2, TC5/3, TC39/3, TC40/3	Disabled
174		C28	H28	53/1, D/2, Ecf/3, Ec/2, Fc/1, xA/2, TC5/4, TC43/1	Normal
175		G28	C28	49/2, TC9/3, Af/3, A/4, Bcf/4, Bc/3, Cc2/4, Dcf/2, Dxp/2, xD/2	Fixed
176		G28	E28	49/2, TC9/3, Af/3, A/4, Bcf/4, Bc/3, Cc2/4, Dcf/2, Dc/1, Ecf/1, Exp/1, xE/1	Normal
178		G28	E28	49/2, TC9/3, Af/3, A/4, Bcf/4, Bc/3, Cc2/3, Dcf/3, Dc/2, Ecf/2, Exp/2, xE/2	Fixed
180		C28	C28	53/1, D/2, Ecf/4, Ec/4, Fc/3, Acf/1, Ac/2, Bcf/2, Bc/1, Cc2/2, Dcf/1, Dxp/1, xD/1	Normal
181		G28	G28	49/2, TC9/3, Af/3, A/4, Bcf/4, Bc/3, Cc2/5, Dcf/5, Dc/4, Ecf/4, Ec/3, Fc/2, xA/2, TC5/3, TC39/3, TC40/3	Normal
182		C28	C28	53/1, D/2, Ecf/4, Ec/4, Fc/3, Acf/2, Ac/3, Bcf/3, Bc/2, Cc2/2, Dcf/1, Dxp/1, xD/1	Normal
183		C28	C28	53/1, D/2, Ecf/4, Ec/4, Fc/3, Acf/2, Ac/3, Bcf/3, Bc/2, Cc2/4, Dcf/2, Dxp/2, xD/2	Normal
184		C28	C28	53/1, D/2, Ecf/4, Ec/4, Fc/3, Acf/2, Ac/3, Bcf/4, Bc/3, Cc2/4, Dcf/2, Dxp/2, xD/2	Normal
185		A28	B28	50/1, Bf/1, B/1, Cc1/1, xC/1, 47/1	Normal
186		A28	C28	50/1, Bf/1, B/2, Cc2/4, Dcf/2, Dxp/2, xD/2	Fixed
187		A28	E28	50/1, Bf/1, B/2, Cc2/4, Dcf/2, Dc/1, Ecf/1, Exp/1, xE/1	Normal
188		C28	H28	53/1, D/3, Ecf/4, Ec/3, Fc/2, xA/2, TC5/4, TC43/1	Normal
190		C28	C28	53/1, D/3, Ecf/4, Ec/3, Fc/2, Acf/1, Ac/2, Bcf/2, Bc/1, Cc2/2, Dcf/1, Dxp/1, xD/1	Normal
192		C28	C28	53/1, D/3, Ecf/4, Ec/4, Fc/3, Acf/1, Ac/2, Bcf/2, Bc/1, Cc2/2, Dcf/1, Dxp/1, xD/1	Normal
193		C28	C28	53/1, D/3, Ecf/4, Ec/4, Fc/3, Acf/2, Ac/3, Bcf/2, Bc/1, Cc2/2, Dcf/1, Dxp/1, xD/1	Normal
194		C28	C28	53/1, D/3, Ecf/4, Ec/4, Fc/3, Acf/2, Ac/3, Bcf/3, Bc/2, Cc2/2, Dcf/1, Dxp/1, xD/1	Normal
195		D28	G28	51/1, Ff/1, F/1, xA/1, TC5/2, TC39/2, TC40/2	Normal
196		D28	F28	51/1, Ff/1, F/1, xA/1, TC35/1	Normal
197		D28	G28	51/1, Ff/1, F/1, xA/2, TC5/3, TC39/3, TC40/3	Fixed
198		G28	D28	49/2, TC9/3, Af/3, A/4, Bcf/4, Bc/3, Cc2/4, Dcf/3, Dc/2, Ecf/2, Ec/1, 54/1, xF/1	Fixed
199		D28	B28	51/1, Ff/1, F/2, Acf/1, Ac/2, Bcf/2, Bc/1, Cc1/1, xC/1, 47/1	Normal
200		D28	B28	51/1, Ff/1, F/2, Acf/1, Ac/2, Bcf/2, Bc/1, Cc1/1, xC/2, 47/1	Normal

201		D28	C28	51/1, Ff/2, F/3, Acf/2, Ac/3, Bcf/3, Bc/2, Cc2/2, Dcf/1, Dxp/1, xD/1	Normal
202		G28	B28	49/1, 55/1, Af/1, A/2, Bcf/2, Bc/1, Cc1/1, xC/2, 47/1	Disabled
203		G28	C28	49/1, 55/1, Af/2, A/3, Bcf/3, Bc/2, Cc2/2, Dcf/1, Dxp/1, xD/1	Fixed
204		D28	C28	51/1, Ff/2, F/3, Acf/2, Ac/3, Bcf/4, Bc/3, Cc2/4, Dcf/2, Dxp/2, xD/2	Fixed
205		D28	E28	51/1, Ff/2, F/3, Acf/2, Ac/3, Bcf/4, Bc/3, Cc2/4, Dcf/2, Dc/1, Ecf/1, Exp/1, xE/1	Fixed
206		C28	D28	Df/1, D/1, Ecf/2, Ec/1, 54/1, xF/1	Normal
207		D28	E28	51/1, Ff/2, F/3, Acf/2, Ac/3, Bcf/4, Bc/3, Cc2/3, Dcf/3, Dc/2, Ecf/2, Exp/2, xE/2	Normal
208		G28	C28	49/1, 55/1, Af/3, A/4, Bcf/4, Bc/3, Cc2/4, Dcf/2, Dxp/2, xD/2	Disabled
209		G28	E28	49/1, 55/1, Af/3, A/4, Bcf/4, Bc/3, Cc2/4, Dcf/2, Dc/1, Ecf/1, Exp/1, xE/1	Disabled
210	1	A28	G28	50/1, Bf/2, B/4, Cc2/5, Dcf/5, Dc/4, Ecf/4, Ec/3, Fc/2, xA/2, TC5/3, TC39/3, TC40/3	Fixed
211		A28	H28	50/1, Bf/2, B/4, Cc2/5, Dcf/5, Dc/4, Ecf/4, Ec/3, Fc/2, xA/2, TC5/4, TC43/1	Normal
212		H28	D28	TC42/1, Af/2, A/3, Bcf/3, Bc/2, Cc2/4, Dcf/3, Dc/2, Ecf/2, Ec/1, 54/1, xF/1	Normal
213		A28	E28	50/1, Bf/2, B/3, Cc2/3, Dcf/3, Dc/2, Ecf/2, Exp/2, xE/2	Fixed
214		G28	G28	49/2, TC9/3, Af/3, A/4, Bcf/4, Bc/3, Cc2/3, Dcf/4, Dc/3, Ecf/3, Ec/2, Fc/1, xA/1, TC5/2, TC39/2, TC40/2	Normal
215		G28	F28	49/2, TC9/3, Af/3, A/4, Bcf/4, Bc/3, Cc2/3, Dcf/4, Dc/3, Ecf/3, Ec/2, Fc/1, xA/1, TC35/1	Normal
216		G28	G28	49/1, 55/1, Af/3, A/4, Bcf/4, Bc/3, Cc2/3, Dcf/3, Ecf/3, Ec/2, Fc/1, xA/2, TC5/3, TC39/3, TC40/3	Normal
217		G28	G28	49/1, 55/1, Af/3, A/4, Bcf/4, Bc/3, Cc2/5, Dcf/5, Dc/4, Ecf/4, Ec/3, Fc/2, xA/2, TC5/3, TC39/3, TC40/3	Normal
218		A28	G28	50/1, Bf/2, B/3, Cc2/3, Dcf/4, Dc/3, Ecf/3, Ec/2, Fc/1, xA/1, TC5/2, TC39/2, TC40/2	Fixed
219		A28	F28	50/1, Bf/2, B/3, Cc2/3, Dcf/4, Dc/3, Ecf/3, Ec/2, Fc/1, xA/1, TC35/1	Normal
220		H28	F28	TC42/1, Af/3, A/4, Bcf/4, Bc/3, Cc2/3, Dcf/4, Dc/3, Ecf/3, Ec/2, Fc/1, xA/1, TC35/1	Normal
221		F28	F28	TC36/1, TC41/1, Af/3, A/4, Bcf/4, Bc/3, Cc2/3, Dcf/4, Dc/3, Ecf/3, Ec/2, Fc/1, xA/1, TC35/1	Normal
223		A28	E28	50/1, Bf/1, B/2, Cc2/4, Dcf/3, Dc/2, Ecf/2, Exp/2, xE/2	Fixed
225		D28	E28	51/1, Ff/2, F/3, Acf/2, Ac/3, Bcf/4, Bc/3, Cc2/4, Dcf/3, Dc/2, Ecf/2, Exp/2, xE/2	Fixed
227		H28	E28	TC42/1, Af/3, A/4, Bcf/4, Bc/3, Cc2/4, Dcf/3, Dc/2, Ecf/2, Exp/2, xE/2	Normal
229		F28	E28	TC36/1, TC41/1, Af/3, A/4, Bcf/4, Bc/3, Cc2/4, Dcf/3, Dc/2, Ecf/2, Exp/2, xE/2	Fixed
230		G28	G28	49/2, TC9/3, Af/3, A/4, Bcf/4, Bc/3, Cc2/3, Dcf/4, Dc/3, Ecf/3, Ec/2, Fc/1, xA/2, TC5/3, TC39/3, TC40/3	Normal
231		A28	G28	50/1, Bf/2, B/3, Cc2/3, Dcf/4, Dc/3, Ecf/3, Ec/2, Fc/1, xA/2, TC5/3, TC39/3, TC40/3	Fixed
232		A28	H28	50/1, Bf/2, B/3, Cc2/3, Dcf/4, Dc/3, Ecf/3, Ec/2, Fc/1, xA/2, TC5/4, TC43/1	Normal
233		B28	H28	48/1, Cf/2, C/2, Dcf/4, Dc/3, Ecf/3, Ec/2, Fc/1, xA/2, TC5/4, TC43/1	Normal
234	l2	C28	G28	Df/1, D/2, Ecf/3, Ec/2, Fc/1, xA/2, TC5/3, TC39/3, TC40/3	Fixed
235		E28	G28	Ef/1, E1/1, Fc/1, xA/2, TC5/3, TC39/3, TC40/3	Fixed
236		E28	H28	Ef/1, E1/1, Fc/1, xA/2, TC5/4, TC43/1	Normal
237		F28	H28	TC36/1, TC41/1, Af/3, A/4, Bcf/4, Bc/3, Cc2/3, Dcf/4, Dc/3, Ecf/3, Ec/2, Fc/1, xA/2, TC5/4, TC43/1	Normal
238		D28	B28	51/1, Ff/2, F/3, Acf/2, Ac/3, Bcf/2, Bc/1, Cc1/1, xC/1, 47/1	Fixed
239		D28	B28	51/1, Ff/2, F/3, Acf/2, Ac/3, Bcf/2, Bc/1, Cc1/1, xC/2, 47/1	Fixed
240		G28	C28	49/1, TC9/1, Af/1, A/2, Bcf/2, Bc/1, Cc2/2, Dcf/1, Dxp/1, xD/1	Fixed
241		E28	C28	Ef/1, E1/2, Fc/3, Acf/2, Ac/3, Bcf/2, Bc/1, Cc2/2, Dcf/1, Dxp/1, xD/1	Fixed
242		H28	C28	TC42/1, Af/1, A/2, Bcf/2, Bc/1, Cc2/2, Dcf/1, Dxp/1, xD/1	Normal
244		G28	E28	49/2, TC9/2, Af/2, A/3, Bcf/3, Bc/2, Cc2/4, Dcf/3, Dc/2, Ecf/2, Exp/2, xE/2	Fixed
245		C28	C28	Df/2, D/3, Ecf/4, Ec/4, Fc/3, Acf/2, Ac/3, Bcf/3, Bc/2, Cc2/4, Dcf/2, Dxp/2, xD/2	Normal
246		E28	C28	Ef/1, E1/2, Fc/3, Acf/2, Ac/3, Bcf/3, Bc/2, Cc2/4, Dcf/2, Dxp/2, xD/2	Normal
247		E28	E28	Ef/1, E1/2, Fc/3, Acf/2, Ac/3, Bcf/3, Bc/2, Cc2/4, Dcf/3, Dc/2, Ecf/2, Exp/2, xE/2	Normal
248		D28	C28	51/1, Ff/2, F/3, Acf/2, Ac/3, Bcf/3, Bc/2, Cc2/4, Dcf/2, Dxp/2, xD/2	Fixed
249		H28	C28	TC42/1, Af/2, A/3, Bcf/3, Bc/2, Cc2/4, Dcf/2, Dxp/2, xD/2	Normal
250		H28	E28	TC42/1, Af/2, A/3, Bcf/3, Bc/2, Cc2/4, Dcf/2, Dc/1, Ecf/1, Exp/1, xE/1	Normal
251		H28	E28	TC42/1, Af/2, A/3, Bcf/3, Bc/2, Cc2/4, Dcf/3, Dc/2, Ecf/2, Exp/2, xE/2	Normal
252		F28	C28	TC36/1, TC41/1, Af/2, A/3, Bcf/3, Bc/2, Cc2/4, Dcf/2, Dxp/2, xD/2	Normal
253		F28	E28	TC36/1, TC41/1, Af/2, A/3, Bcf/3, Bc/2, Cc2/4, Dcf/3, Dc/2, Ecf/2, Exp/2, xE/2	Fixed
256		C28	C28	Df/2, D/3, Ecf/4, Ec/3, Fc/2, Acf/1, Ac/2, Bcf/2, Bc/1, Cc2/2, Dcf/1, Dxp/1, xD/1	Normal
257		C28	H28	Df/1, D/2, Ecf/4, Ec/3, Fc/2, xA/2, TC5/4, TC43/1	Normal
259		C28	C28	Df/1, D/2, Ecf/4, Ec/3, Fc/2, Acf/1, Ac/2, Bcf/2, Bc/1, Cc2/2, Dcf/1, Dxp/1, xD/1	Normal
261		C28	C28	Df/1, D/2, Ecf/4, Ec/4, Fc/3, Acf/1, Ac/2, Bcf/2, Bc/1, Cc2/2, Dcf/1, Dxp/1, xD/1	Normal
262		C28	C28	Df/1, D/2, Ecf/4, Ec/4, Fc/3, Acf/2, Ac/3, Bcf/2, Bc/1, Cc2/2, Dcf/1, Dxp/1, xD/1	Normal
263		C28	C28	Df/1, D/2, Ecf/4, Ec/4, Fc/3, Acf/2, Ac/3, Bcf/3, Bc/2, Cc2/2, Dcf/1, Dxp/1, xD/1	Normal
264		C28	C28	Df/1, D/2, Ecf/4, Ec/4, Fc/3, Acf/2, Ac/3, Bcf/3, Bc/2, Cc2/4, Dcf/2, Dxp/2, xD/2	Normal
265		C28	C28	Df/1, D/2, Ecf/4, Ec/4, Fc/3, Acf/2, Ac/3, Bcf/4, Bc/3, Cc2/4, Dcf/2, Dxp/2, xD/2	Normal
266		C28	B28	Df/1, D/2, Ecf/4, Gf1/1, G/1, xC/1, 47/1	Fixed
267		C28	B28	Df/1, D/2, Ecf/4, Gf1/1, G/2, xC/2, 47/1	Fixed

268		C28	E28	53/1, D/1, Ecf/1, Exp/1, xE/1	Fixed
270		C28	E28	53/1, D/1, Ecf/2, Exp/2, xE/2	Disabled
271		C28	G28	53/1, D/2, Ecf/3, Ec/2, Fc/1, xA/1, TC5/2, TC39/2, TC40/2	Fixed
272		C28	G28	53/1, D/2, Ecf/4, Ec/3, Fc/2, xA/2, TC5/3, TC39/3, TC40/3	Disabled
273		C28	H28	53/1, D/2, Ecf/4, Ec/3, Fc/2, xA/2, TC5/4, TC43/1	Normal
275		C28	C28	53/1, D/2, Ecf/4, Ec/3, Fc/2, Acf/1, Ac/2, Bcf/2, Bc/1, Cc2/2, Dcf/1, Dxp/1, xD/1	Normal
276		C28	C28	53/1, D/2, Ecf/4, Ec/4, Fc/3, Acf/2, Ac/3, Bcf/2, Bc/1, Cc2/2, Dcf/1, Dxp/1, xD/1	Normal
277		C28	B28	53/1, D/2, Ecf/4, Gf1/1, G/1, xC/1, 47/1	Disabled
278		C28	B28	53/1, D/2, Ecf/4, Gf1/1, G/2, xC/2, 47/1	Disabled
279		C28	G28	53/1, D/3, Ecf/4, Ec/3, Fc/2, xA/2, TC5/3, TC39/3, TC40/3	Disabled
280		C28	C28	53/1, D/3, Ecf/4, Ec/4, Fc/3, Acf/2, Ac/3, Bcf/3, Bc/2, Cc2/4, Dcf/2, Dxp/2, xD/2	Normal
281		C28	C28	53/1, D/3, Ecf/4, Ec/4, Fc/3, Acf/2, Ac/3, Bcf/4, Bc/3, Cc2/4, Dcf/2, Dxp/2, xD/2	Normal
282		C28	B28	53/1, D/3, Ecf/4, Gf1/1, G/1, xC/1, 47/1	Fixed
283		C28	B28	53/1, D/3, Ecf/4, Gf1/1, G/2, xC/2, 47/1	Disabled
285		G28	C28	49/1, 55/1, Af/1, A/2, Bcf/2, Bc/1, Cc2/2, Dcf/1, Dxp/1, xD/1	Disabled
286		G28	B28	49/1, 55/1, Af/1, A/2, Bcf/2, Bc/1, Cc1/1, xC/1, 47/1	Fixed
287		G28	C28	49/1, 55/1, Af/2, A/3, Bcf/3, Bc/2, Cc2/4, Dcf/2, Dxp/2, xD/2	Disabled
288		G28	E28	49/1, 55/1, Af/2, A/3, Bcf/3, Bc/2, Cc2/4, Dcf/2, Dc/1, Ecf/1, Exp/1, xE/1	Fixed
290		G28	E28	49/1, 55/1, Af/2, A/3, Bcf/3, Bc/2, Cc2/4, Dcf/3, Dc/2, Ecf/2, Exp/2, xE/2	Disabled
292		G28	E28	49/1, 55/1, Af/3, A/4, Bcf/4, Bc/3, Cc2/4, Dcf/3, Dc/2, Ecf/2, Exp/2, xE/2	Disabled
294		G28	E28	49/1, 55/1, Af/3, A/4, Bcf/4, Bc/3, Cc2/3, Dcf/3, Dc/2, Ecf/2, Exp/2, xE/2	Disabled
295		G28	G28	49/1, 55/1, Af/3, A/4, Bcf/4, Bc/3, Cc2/3, Dcf/4, Dc/3, Ecf/3, Ec/2, Fc/1, xA/1, TC5/2, TC39/2, TC40/2	Normal
296		G28	F28	49/1, 55/1, Af/3, A/4, Bcf/4, Bc/3, Cc2/3, Dcf/4, Dc/3, Ecf/3, Ec/2, Fc/1, xA/1, TC35/1	Fixed
297		G28	A28	49/1, TC9/1, Af/1, A/1, Bcf/1, 52/1, xB/1	Normal
298		G28	A28	49/1, 55/1, Af/1, A/1, Bcf/1, 52/1, xB/1	Fixed
299		A28	A28	50/1, Bf/2, B/4, Cc2/5, Dcf/5, Dc/4, Ecf/4, Ec/3, Fc/2, Acf/1, Ac/1, Bcf/1, 52/1, xB/1	Normal
300		A28	A28	50/1, Bf/2, B/4, Cc2/5, Dcf/5, Dc/4, Ecf/4, Ec/4, Fc/3, Acf/1, Ac/1, Bcf/1, 52/1, xB/1	Normal
301		B28	A28	48/1, Cf/2, C/3, Dcf/5, Dc/4, Ecf/4, Ec/3, Fc/2, Acf/1, Ac/1, Bcf/1, 52/1, xB/1	Fixed
302		B28	A28	48/1, Cf/2, C/3, Dcf/5, Dc/4, Ecf/4, Ec/4, Fc/3, Acf/1, Ac/1, Bcf/1, 52/1, xB/1	Normal
303		C28	A28	Df/2, D/3, Ecf/4, Ec/3, Fc/2, Acf/1, Ac/1, Bcf/1, 52/1, xB/1	Fixed
304		C28	A28	Df/2, D/3, Ecf/4, Ec/4, Fc/3, Acf/1, Ac/1, Bcf/1, 52/1, xB/1	Normal
305		C28	A28	Df/1, D/2, Ecf/4, Ec/3, Fc/2, Acf/1, Ac/1, Bcf/1, 52/1, xB/1	Fixed
306		C28	A28	Df/1, D/2, Ecf/4, Ec/4, Fc/3, Acf/1, Ac/1, Bcf/1, 52/1, xB/1	Fixed
307		C28	A28	53/1, D/2, Ecf/4, Ec/3, Fc/2, Acf/1, Ac/1, Bcf/1, 52/1, xB/1	Disabled
308		C28	A28	53/1, D/2, Ecf/4, Ec/4, Fc/3, Acf/1, Ac/1, Bcf/1, 52/1, xB/1	Disabled
309		C28	A28	53/1, D/3, Ecf/4, Ec/3, Fc/2, Acf/1, Ac/1, Bcf/1, 52/1, xB/1	Disabled
310		C28	A28	53/1, D/3, Ecf/4, Ec/4, Fc/3, Acf/1, Ac/1, Bcf/1, 52/1, xB/1	Disabled
311		E28	A28	Ef/1, E1/1, Fc/2, Acf/1, Ac/1, Bcf/1, 52/1, xB/1	Fixed
312		E28	A28	Ef/1, E1/2, Fc/3, Acf/1, Ac/1, Bcf/1, 52/1, xB/1	Normal
313		D28	A28	51/1, Ff/1, F/2, Acf/1, Ac/1, Bcf/1, 52/1, xB/1	Normal
314		H28	A28	TC42/1, Af/1, A/1, Bcf/1, 52/1, xB/1	Normal
315		F28	A28	TC36/1, TC41/1, Af/1, A/1, Bcf/1, 52/1, xB/1	Normal
316		G28	D28	49/2, TC9/2, Af/2, A/3, Bcf/3, Bc/2, Cc2/4, Dcf/3, Dc/2, Ecf/2, Ec/1, 54/1, xF/1	Fixed
317		G28	D28	49/2, TC9/3, Af/3, A/4, Bcf/4, Bc/3, Cc2/3, Dcf/3, Dc/2, Ecf/2, Ec/1, 54/1, xF/1	Normal
318		G28	D28	49/1, 55/1, Af/2, A/3, Bcf/3, Bc/2, Cc2/4, Dcf/3, Dc/2, Ecf/2, Ec/1, 54/1, xF/1	Fixed
319		G28	D28	49/1, 55/1, Af/3, A/4, Bcf/4, Bc/3, Cc2/4, Dcf/3, Dc/2, Ecf/2, Ec/1, 54/1, xF/1	Disabled
320		G28	D28	49/1, 55/1, Af/3, A/4, Bcf/4, Bc/3, Cc2/3, Dcf/3, Dc/2, Ecf/2, Ec/1, 54/1, xF/1	Disabled
321		A28	D28	50/1, Bf/1, B/2, Cc2/4, Dcf/3, Dc/2, Ecf/2, Ec/1, 54/1, xF/1	Fixed
322		A28	D28	50/1, Bf/2, B/3, Cc2/3, Dcf/3, Dc/2, Ecf/2, Ec/1, 54/1, xF/1	Normal
323		B28	D28	48/1, Cf/2, C/2, Dcf/3, Dc/2, Ecf/2, Ec/1, 54/1, xF/1	Normal
324		C28	D28	53/1, D/1, Ecf/2, Ec/1, 54/1, xF/1	Fixed
325		E28	D28	Ef/1, E1/1, 54/1, xF/1	Normal
326		D28	D28	51/1, Ff/2, F/3, Acf/2, Ac/3, Bcf/3, Bc/2, Cc2/4, Dcf/3, Dc/2, Ecf/2, Ec/1, 54/1, xF/1	Normal
327		D28	D28	51/1, Ff/2, F/3, Acf/2, Ac/3, Bcf/4, Bc/3, Cc2/4, Dcf/3, Dc/2, Ecf/2, Ec/1, 54/1, xF/1	Normal
328		D28	D28	51/1, Ff/2, F/3, Acf/2, Ac/3, Bcf/4, Bc/3, Cc2/3, Dcf/3, Dc/2, Ecf/2, Ec/1, 54/1, xF/1	Normal
329		H28	D28	TC42/1, Af/3, A/4, Bcf/4, Bc/3, Cc2/4, Dcf/3, Dc/2, Ecf/2, Ec/1, 54/1, xF/1	Normal
330		H28	D28	TC42/1, Af/3, A/4, Bcf/4, Bc/3, Cc2/3, Dcf/3, Dc/2, Ecf/2, Ec/1, 54/1, xF/1	Normal
331		F28	D28	TC36/1, TC41/1, Af/2, A/3, Bcf/3, Bc/2, Cc2/4, Dcf/3, Dc/2, Ecf/2, Ec/1, 54/1, xF/1	Fixed

332		F28	D28	TC36/1, TC41/1, Af/3, A/4, Bcf/4, Bc/3, Cc2/4, Dcf/3, Dc/2, Ecf/2, Ec/1, 54/1, xF/1	Fixed
333		F28	D28	TC36/1, TC41/1, Af/3, A/4, Bcf/4, Bc/3, Cc2/3, Dcf/3, Dc/2, Ecf/2, Ec/1, 54/1, xF/1	Normal

Signal Timings

Network Default: 60s cycle time; 60 steps

Controller Stream 11

Controller Stream	Name	Description	Use sequence	Cycle time source	Cycle time (s)
11	(untitled)		1	NetworkDefault	60

Controller Stream 11 - Properties

Controller Stream	Manufacturer name	Type	Model number	(Telephone) Line Number	Site number	Grid reference	Gaining delay type
11	Unspecified						Absolute

Controller Stream 11 - Optimisation

Controller Stream	Allow offset optimisation	Allow green split optimisation	Optimisation level	Auto redistribute	Enable stage constraint
11	✓	✓	None		

Phases

Controller Stream	Phase	Name	Minimum green (s)	Maximum green (s)	Relative start displacement (s)	Relative end displacement (s)	Type
11	(ALL)	(untitled)	7	300	0	0	Traffic

Library Stages

Controller Stream	Library Stage	Phases in stage	User stage minimum (s)
11	1	A	1
	2	B	1

Stage Sequences

Controller Stream	Sequence	Name	Multiple cycling	Stage IDs	Stage ends
11	1	(untitled)	Single	1, 2	22, 10

Intergreen Matrix for Controller Stream 11

		To	
		A	B
From	A		5
	B	5	

Banned Stage transitions for Controller Stream 11

		To	
		1	2
From	1		
	2		

Interstage Matrix for Controller Stream 11

		To	
		1	2
From	1	0	5
	2	5	0

Resultant Stages

Controller Stream	Resultant Stage	Is base stage	Library Stage ID	Phases in this stage	Stage start (s)	Stage end (s)	Stage duration (s)	User stage minimum (s)	Stage minimum (s)
11	1	✓	1	A	15	22	7	1	7
	2	✓	2	B	27	10	43	1	7

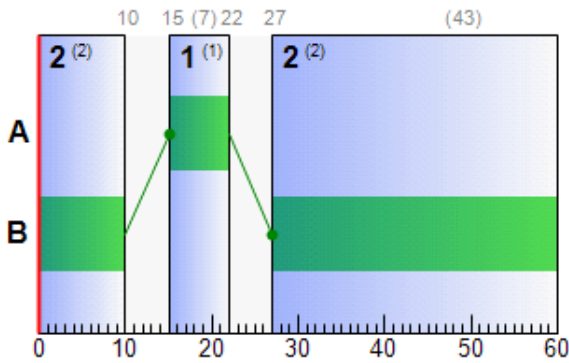
Resultant Phase Green Periods

Controller Stream	Phase	Green period	Is base green period	Start time (s)	End time (s)	Duration (s)
11	A	1	✓	15	22	7
	B	1	✓	27	10	43

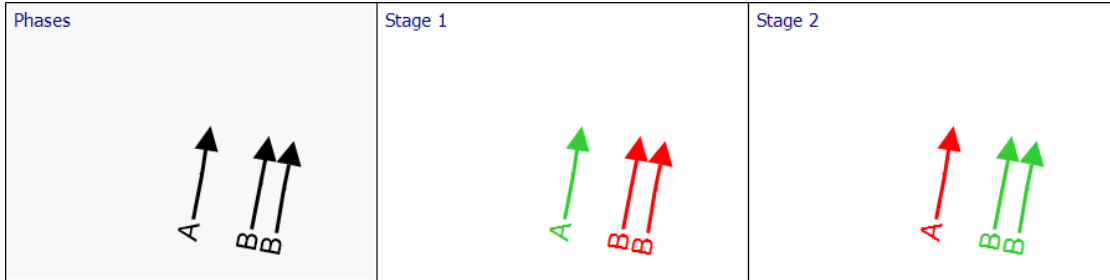
Traffic Stream Green Times

Arm	Traffic Stream	Traffic Node	Controller Stream	Phase	Green Period 1		
					Start	End	Duration
Df	1	3-2	11	B	27	10	43
Df	2	3-2	11	B	27	10	43
53	1	3-2	11	A	15	22	7

Phase Timings Diagram for Controller Stream 11



Stage Sequence Diagram for Controller Stream 11



Controller Stream 12

Controller Stream	Name	Description	Use sequence	Cycle time source	Cycle time (s)
12	(untitled)		1	NetworkDefault	60

Controller Stream 12 - Properties

Controller Stream	Manufacturer name	Type	Model number	(Telephone) Line Number	Site number	Grid reference	Gaining delay type
12	Unspecified						Absolute

Controller Stream 12 - Optimisation

Controller Stream	Allow offset optimisation	Allow green split optimisation	Optimisation level	Auto redistribute	Enable stage constraint
12	✓	✓	None		

Phases

Controller Stream	Phase	Name	Minimum green (s)	Maximum green (s)	Relative start displacement (s)	Relative end displacement (s)	Type	Blackout Time (s)
12	A	(untitled)	7	300	0	0	Unknown	
	B	(untitled)	6	300	0	0	Pedestrian	3

Library Stages

Controller Stream	Library Stage	Phases in stage	User stage minimum (s)
12	1	A	1
	2	B	1

Stage Sequences

Controller Stream	Sequence	Name	Multiple cycling	Stage IDs	Stage ends
12	1	(untitled)	Single	1, 2	36, 48

Intergreen Matrix for Controller Stream 12

		To	
		A	B
From	A		5
	B	5	

Banned Stage transitions for Controller Stream 12

		To	
		1	2
From	1		
	2		

Interstage Matrix for Controller Stream 12

		To	
		1	2
From	1	0	5
	2	5	0

Resultant Stages

Controller Stream	Resultant Stage	Is base stage	Library Stage ID	Phases in this stage	Stage start (s)	Stage end (s)	Stage duration (s)	User stage minimum (s)	Stage minimum (s)
12	1	✓	1	A	53	36	43	1	7
	2	✓	2	B	41	48	7	1	6

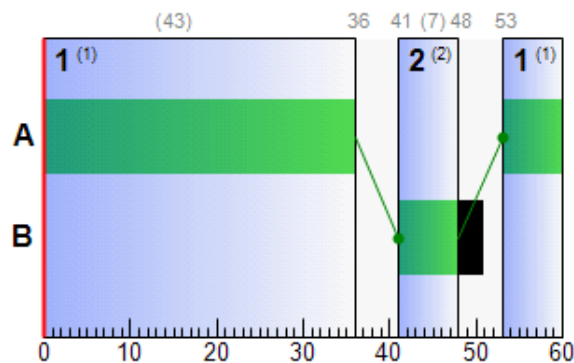
Resultant Phase Green Periods

Controller Stream	Phase	Green period	Is base green period	Start time (s)	End time (s)	Duration (s)
12	A	1	✓	53	36	43
	B	1	✓	41	48	7

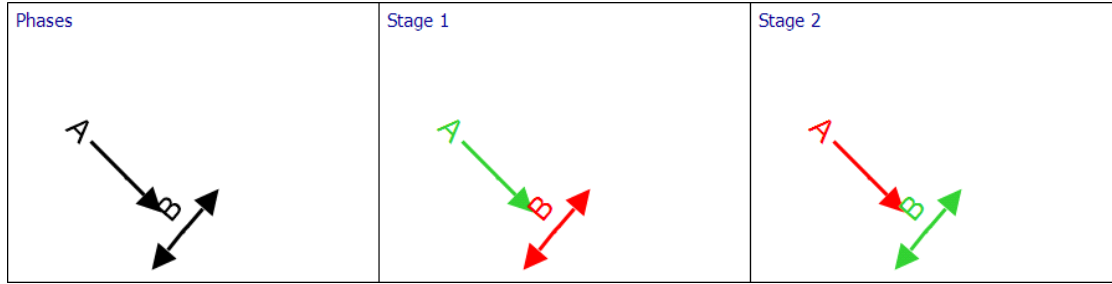
Traffic Stream Green Times

Arm	Traffic Stream	Traffic Node	Controller Stream	Phase	Green Period 1		
					Start	End	Duration
52	1	6	12	A	53	36	43

Phase Timings Diagram for Controller Stream 12



Stage Sequence Diagram for Controller Stream 12



Controller Stream 13

Controller Stream	Name	Description	Use sequence	Cycle time source	Cycle time (s)
13	(untitled)		1	NetworkDefault	60

Controller Stream 13 - Properties

Controller Stream	Manufacturer name	Type	Model number	(Telephone) Line Number	Site number	Grid reference	Gaining delay type
13	Unspecified						Absolute

Controller Stream 13 - Optimisation

Controller Stream	Allow offset optimisation	Allow green split optimisation	Optimisation level	Auto redistribute	Enable stage constraint
13	✓	✓	None		

Phases

Controller Stream	Phase	Name	Minimum green (s)	Maximum green (s)	Relative start displacement (s)	Relative end displacement (s)	Type	Blackout Time (s)
13	A	(untitled)	7	300	0	0	Traffic	
	B	(untitled)	6	300	0	0	Pedestrian	3

Library Stages

Controller Stream	Library Stage	Phases in stage	User stage minimum (s)
13	1	A	1
	2	B	1

Stage Sequences

Controller Stream	Sequence	Name	Multiple cycling	Stage IDs	Stage ends
13	1	(untitled)	Single	1, 2	19, 30

Intergreen Matrix for Controller Stream 13

		To	
		A	B
From	A		5
	B	5	

Banned Stage transitions for Controller Stream 13

		To	
		1	2
From	1		
	2		

Interstage Matrix for Controller Stream 13

		To	
		1	2
From	1	0	5
	2	5	0

Resultant Stages

Controller Stream	Resultant Stage	Is base stage	Library Stage ID	Phases in this stage	Stage start (s)	Stage end (s)	Stage duration (s)	User stage minimum (s)	Stage minimum (s)
13	1	✓	1	A	35	19	44	1	7
	2	✓	2	B	24	30	6	1	6

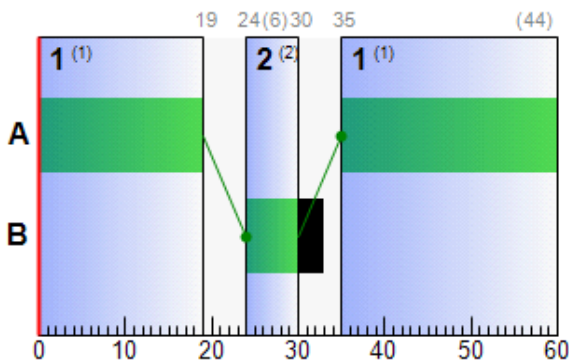
Resultant Phase Green Periods

Controller Stream	Phase	Green period	Is base green period	Start time (s)	End time (s)	Duration (s)
13	A	1	✓	35	19	44
	B	1	✓	24	30	6

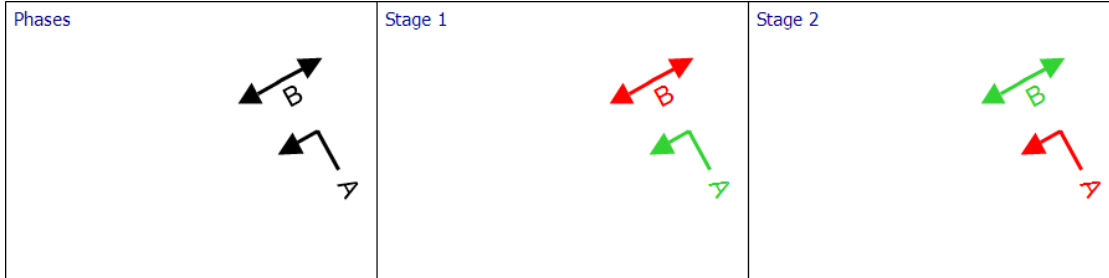
Traffic Stream Green Times

Arm	Traffic Stream	Traffic Node	Controller Stream	Phase	Green Period 1		
					Start	End	Duration
54	1	4	13	A	35	19	44

Phase Timings Diagram for Controller Stream 13



Stage Sequence Diagram for Controller Stream 13



Controller Stream 769-1

Controller Stream	Name	Description	Use sequence	Cycle time source	Cycle time (s)
769-1	(untitled)		1	NetworkDefault	60

Controller Stream 769-1 - Properties

Controller Stream	Manufacturer name	Type	Model number	(Telephone) Line Number	Site number	Grid reference	Gaining delay type
769-1	Unspecified						Absolute

Controller Stream 769-1 - Optimisation

Controller Stream	Allow offset optimisation	Allow green split optimisation	Optimisation level	Auto redistribute	Enable stage constraint
769-1			None		

Phases

Controller Stream	Phase	Name	Minimum green (s)	Maximum green (s)	Relative start displacement (s)	Relative end displacement (s)	Type	Blackout Time (s)
769-1	A	(untitled)	7	300	0	0	Traffic	
	B	(untitled)	7	300	0	0	Traffic	
	C	(untitled)	7	300	0	0	Pedestrian	3

Library Stages

Controller Stream	Library Stage	Phases in stage	User stage minimum (s)
769-1	1	A, C	1
	2	B	1

Losing / Gaining Phase Delays

Controller Stream	Delay	Type	Phase	From stage	To stage	Relative delay
769-1	1	Losing	A	1	2	4

Stage Sequences

Controller Stream	Sequence	Name	Multiple cycling	Stage IDs	Stage ends
769-1	1	(untitled)	Single	1, 2	29, 51

Intergreen Matrix for Controller Stream 769-1

		To		
		A	B	C
From	A		7	
	B	5		5
	C		9	

Banned Stage transitions for Controller Stream 769-1

		To	
		1	2
From	1		
	2		

Interstage Matrix for Controller Stream 769-1

		To	
		1	2
From	1	0	11
	2	5	0

Resultant Stages

Controller Stream	Resultant Stage	Is base stage	Library Stage ID	Phases in this stage	Stage start (s)	Stage end (s)	Stage duration (s)	User stage minimum (s)	Stage minimum (s)
769-1	1	✓	1	A,C	56	29	33	1	7
	2	✓	2	B	40	51	11	1	7

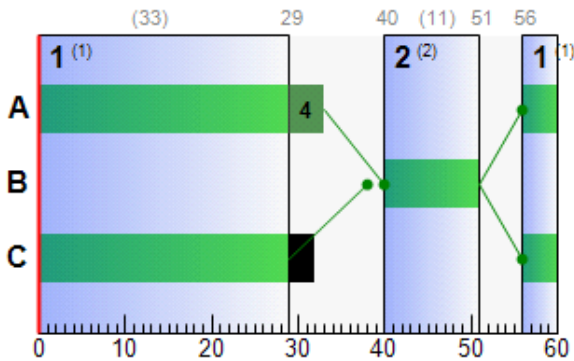
Resultant Phase Green Periods

Controller Stream	Phase	Green period	Is base green period	Start time (s)	End time (s)	Duration (s)
769-1	A	1	✓	56	33	37
	B	1	✓	40	51	11
	C	1	✓	56	29	33

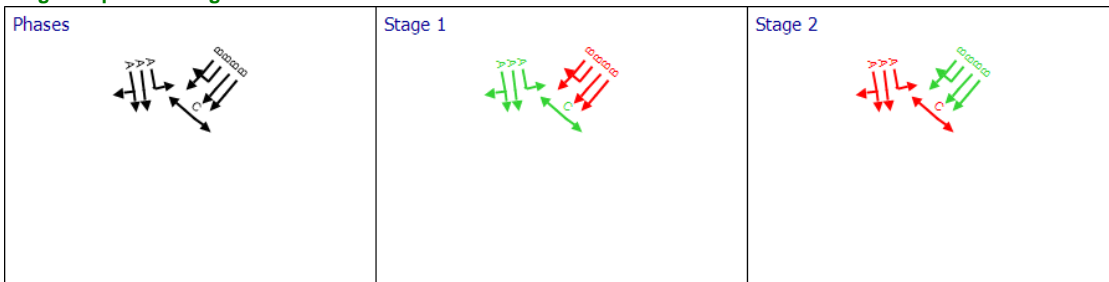
Traffic Stream Green Times

Arm	Traffic Stream	Traffic Node	Controller Stream	Phase	Green Period 1		
					Start	End	Duration
B	1	1	769-1	B	40	51	11
B	2	1	769-1	B	40	51	11
B	3	1	769-1	B	40	51	11
B	4	1	769-1	B	40	51	11
Bc	1	1	769-1	A	56	33	37
Bc	2	1	769-1	A	56	33	37
Bc	3	1	769-1	A	56	33	37

Phase Timings Diagram for Controller Stream 769-1



Stage Sequence Diagram for Controller Stream 769-1



Controller Stream 769-2

Controller Stream	Name	Description	Use sequence	Cycle time source	Cycle time (s)
769-2	(untitled)		1	NetworkDefault	60

Controller Stream 769-2 - Properties

Controller Stream	Manufacturer name	Type	Model number	(Telephone) Line Number	Site number	Grid reference	Gaining delay type
769-2	Unspecified						Absolute

Controller Stream 769-2 - Optimisation

Controller Stream	Allow offset optimisation	Allow green split optimisation	Optimisation level	Auto redistribute	Enable stage constraint
769-2			None		

Phases

Controller Stream	Phase	Name	Minimum green (s)	Maximum green (s)	Relative start displacement (s)	Relative end displacement (s)	Type	Blackout Time (s)
769-2	D	(untitled)	7	300	0	0	Traffic	
	E	(untitled)	7	300	0	0	Traffic	
	F	(untitled)	4	300	0	0	Traffic	
	G	(untitled)	4	300	0	0	Traffic	
	H	(untitled)	5	300	0	0	Pedestrian	3
	I	(untitled)	7	300	0	0	Pedestrian	3
	J	(untitled)	10	300	0	0	Pedestrian	3
	K	(untitled)	5	300	0	0	Pedestrian	3

Library Stages

Controller Stream	Library Stage	Phases in stage	User stage minimum (s)
769-2	4	D, E, H, I	1
	5	F, G, J, K	1
	6	F, G, K	1

Losing / Gaining Phase Delays

Controller Stream	Delay	Type	Phase	From stage	To stage	Relative delay	Absolute delay
769-2	1	Losing	I	4	5	2	
	2	Losing	H	4	5	4	
	3	Losing	D	4	5	7	
	4	Losing	E	4	5	8	
	5	Losing	F	5	4	5	
	6	Losing	G	5	4	6	
	7	Losing	K	5	4	7	
	8	Losing	G	6	4	8	
	9	Losing	I	4	6	4	
	10	Losing	H	4	6	6	
	11	Losing	D	4	6	6	
	12	Losing	E	4	6	7	
	13	Losing	F	6	4	6	
	14	Losing	K	6	4	7	
769-2	16	Gaining	F	4	5	0	12
	17	Gaining	D	5	4	0	11
	18	Gaining	E	5	4	1	15
	19	Gaining	J	4	5	0	12
	20	Losing	J	5	4	1	

Stage Sequences

Controller Stream	Sequence	Name	Multiple cycling	Equal length multiple cycling	Stage IDs	Stage ends	Multiple cycling stage IDs	Multiple cycling stage ends
769-2	1	(untitled)	Single		4, 5	5, 26		
	2	(untitled)	Single		4, 6, 5	0, 16, 32		
	3	(untitled)	Single		4, 5, 6	0, 29, 38		
	4	(untitled)	Double	✓	4, 6	2, 23	4, 6	62, 83

Intergreen Matrix for Controller Stream 769-2

		To									
		D	E	F	G	H	I	J	K		
From	D			5	7			5			
	E			5					5		
	F	6	8			8					
	G	4					5				
	H			5							
	I				9						
	J	12									
	K		7								

Banned Stage transitions for Controller Stream 769-2

		To		
		4	5	6
From	4			
	5			
	6			

Interstage Matrix for Controller Stream 769-2

		To		
		4	5	6
From	4	0	14	13
	5	15	0	0
	6	14	0	0

Resultant Stages

Controller Stream	Resultant Stage	Is base stage	Library Stage ID	Phases in this stage	Stage start (s)	Stage end (s)	Stage duration (s)	User stage minimum (s)	Stage minimum (s)
769-2	1	✓	4	D,E,H,I	41	5	24	1	1
	2	✓	5	F,G,J,K	19	26	7	1	7

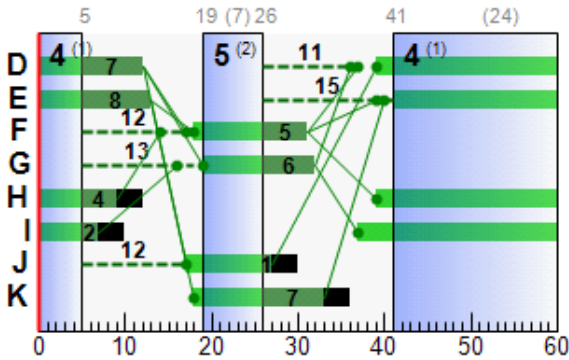
Resultant Phase Green Periods

Controller Stream	Phase	Green period	Is base green period	Start time (s)	End time (s)	Duration (s)
769-2	D	1	✓	39	12	33
	E	1	✓	41	13	32
	F	1	✓	18	31	13
	G	1	✓	19	32	13
	H	1	✓	39	9	30
	I	1	✓	37	7	30
	J	1	✓	17	27	10
K	1	✓	18	33	15	

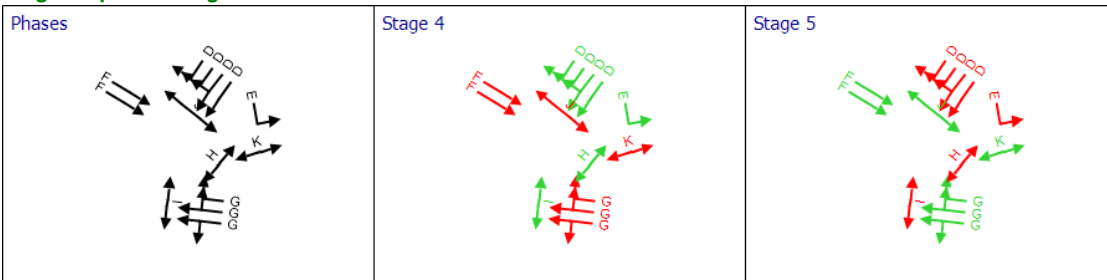
Traffic Stream Green Times

Arm	Traffic Stream	Traffic Node	Controller Stream	Phase	Green Period 1		
					Start	End	Duration
C	1	2	769-2	G	19	32	13
C	2	2	769-2	G	19	32	13
C	3	2	769-2	G	19	32	13
G	1	2	769-2	F	18	31	13
G	2	2	769-2	F	18	31	13
Cc1	1	2	769-2	E	41	13	32
Cc2	2	2	769-2	D	39	12	33
Cc2	3	2	769-2	D	39	12	33
Cc2	4	2	769-2	D	39	12	33
Cc2	5	2	769-2	D	39	12	33

Phase Timings Diagram for Controller Stream 769-2



Stage Sequence Diagram for Controller Stream 769-2



Controller Stream 770-1

Controller Stream	Name	Description	Use sequence	Cycle time source	Cycle time (s)
770-1	(untitled)		1	NetworkDefault	60

Controller Stream 770-1 - Properties

Controller Stream	Manufacturer name	Type	Model number	(Telephone) Line Number	Site number	Grid reference	Gaining delay type
770-1	Unspecified						Absolute

Controller Stream 770-1 - Optimisation

Controller Stream	Allow offset optimisation	Allow green split optimisation	Optimisation level	Auto redistribute	Enable stage constraint
770-1			None		

Phases

Controller Stream	Phase	Name	Minimum green (s)	Maximum green (s)	Relative start displacement (s)	Relative end displacement (s)	Type	Blackout Time (s)
770-1	A	(untitled)	7	300	0	0	Traffic	
	B	(untitled)	7	300	0	0	Traffic	
	C	(untitled)	5	300	0	0	Pedestrian	3

Library Stages

Controller Stream	Library Stage	Phases in stage	User stage minimum (s)
770-1	1	A, C	1
	2	B	1

Losing / Gaining Phase Delays

Controller Stream	Delay	Type	Phase	From stage	To stage	Relative delay
770-1	1	Losing	A	1	2	2

Stage Sequences

Controller Stream	Sequence	Name	Multiple cycling	Stage IDs	Stage ends
770-1	1	(untitled)	Single	1, 2	52, 18

Intergreen Matrix for Controller Stream 770-1

		To		
		A	B	C
From	A		5	
	B	5		5
	C		7	

Banned Stage transitions for Controller Stream 770-1

		To	
		1	2
From	1		
	2		

Interstage Matrix for Controller Stream 770-1

		To	
		1	2
From	1	0	7
	2	5	0

Resultant Stages

Controller Stream	Resultant Stage	Is base stage	Library Stage ID	Phases in this stage	Stage start (s)	Stage end (s)	Stage duration (s)	User stage minimum (s)	Stage minimum (s)
770-1	1	✓	1	A,C	23	52	29	1	5
	2	✓	2	B	59	18	19	1	7

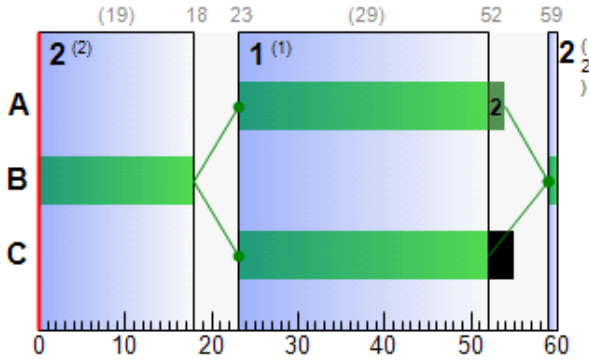
Resultant Phase Green Periods

Controller Stream	Phase	Green period	Is base green period	Start time (s)	End time (s)	Duration (s)
770-1	A	1	✓	23	54	31
	B	1	✓	59	18	19
	C	1	✓	23	52	29

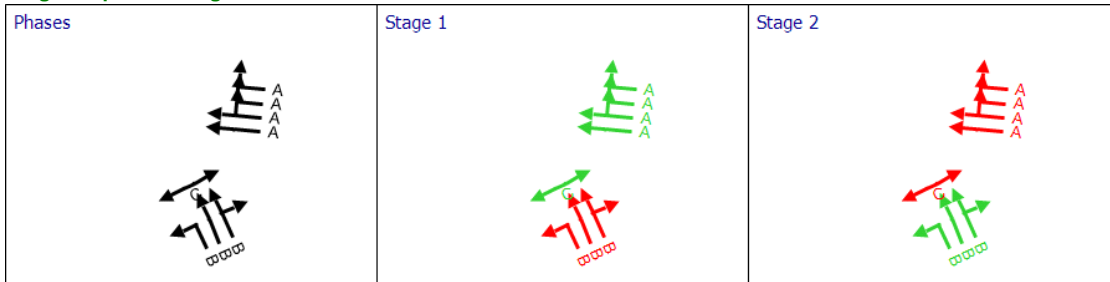
Traffic Stream Green Times

Arm	Traffic Stream	Traffic Node	Controller Stream	Phase	Green Period 1		
					Start	End	Duration
D	1	3	770-1	B	59	18	19
D	2	3	770-1	B	59	18	19
D	3	3	770-1	B	59	18	19
Dc	1	3	770-1	A	23	54	31
Dc	2	3	770-1	A	23	54	31
Dc	3	3	770-1	A	23	54	31
Dc	4	3	770-1	A	23	54	31

Phase Timings Diagram for Controller Stream 770-1



Stage Sequence Diagram for Controller Stream 770-1



Controller Stream 770-2

Controller Stream	Name	Description	Use sequence	Cycle time source	Cycle time (s)
770-2	(untitled)		1	Manual	60

Controller Stream 770-2 - Properties

Controller Stream	Manufacturer name	Type	Model number	(Telephone) Line Number	Site number	Grid reference	Gaining delay type
770-2	Unspecified						Absolute

Controller Stream 770-2 - Optimisation

Controller Stream	Allow offset optimisation	Allow green split optimisation	Optimisation level	Auto redistribute	Enable stage constraint
770-2			None		

Phases

Controller Stream	Phase	Name	Minimum green (s)	Maximum green (s)	Relative start displacement (s)	Relative end displacement (s)	Type	Blackout Time (s)
770-2	D	(untitled)	7	300	0	0	Traffic	
	E	(untitled)	5	300	0	0	Pedestrian	3

Library Stages

Controller Stream	Library Stage	Phases in stage	User stage minimum (s)
770-2	4	D	1
	5	E	1

Stage Sequences

Controller Stream	Sequence	Name	Multiple cycling	Stage IDs	Stage ends
770-2	1	(untitled)	Single	4, 5	23, 35

Intergreen Matrix for Controller Stream 770-2

		To	
		D	E
From	D		5
	E	7	

Banned Stage transitions for Controller Stream 770-2

		To	
		4	5
From	4		
	5		

Interstage Matrix for Controller Stream 770-2

		To	
		4	5
From	4	0	5
	5	7	0

Resultant Stages

Controller Stream	Resultant Stage	Is base stage	Library Stage ID	Phases in this stage	Stage start (s)	Stage end (s)	Stage duration (s)	User stage minimum (s)	Stage minimum (s)
770-2	1	✓	4	D	42	23	41	1	7
	2	✓	5	E	28	35	7	1	5

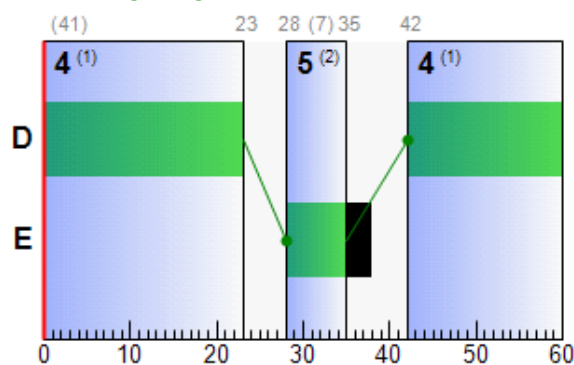
Resultant Phase Green Periods

Controller Stream	Phase	Green period	Is base green period	Start time (s)	End time (s)	Duration (s)
770-2	D	1	✓	42	23	41
	E	1	✓	28	35	7

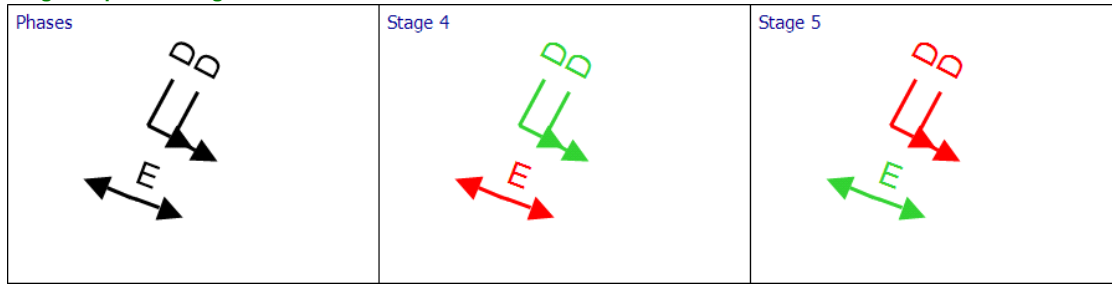
Traffic Stream Green Times

Arm	Traffic Stream	Traffic Node	Controller Stream	Phase	Green Period 1		
					Start	End	Duration
Dxp	1	3-2	770-2	D	42	23	41
Dxp	2	3-2	770-2	D	42	23	41

Phase Timings Diagram for Controller Stream 770-2



Stage Sequence Diagram for Controller Stream 770-2



Controller Stream 770-3

Controller Stream	Name	Description	Use sequence	Cycle time source	Cycle time (s)
770-3	(untitled)		1	NetworkDefault	60

Controller Stream 770-3 - Properties

Controller Stream	Manufacturer name	Type	Model number	(Telephone) Line Number	Site number	Grid reference	Gaining delay type
770-3	Unspecified						Absolute

Controller Stream 770-3 - Optimisation

Controller Stream	Allow offset optimisation	Allow green split optimisation	Optimisation level	Auto redistribute	Enable stage constraint
770-3			None		

Phases

Controller Stream	Phase	Name	Minimum green (s)	Maximum green (s)	Relative start displacement (s)	Relative end displacement (s)	Type	Blackout Time (s)
770-3	F	(untitled)	7	300	0	0	Traffic	
	G	(untitled)	4	300	0	0	Traffic	
	H	(untitled)	4	300	0	0	Traffic	
	I	(untitled)	5	300	0	0	Pedestrian	3
	J	(untitled)	5	300	0	0	Pedestrian	3
	K	(untitled)	10	300	0	0	Pedestrian	3

Library Stages

Controller Stream	Library Stage	Phases in stage	User stage minimum (s)
770-3	7	F, I, J	1
	8	G, H, K	1
	9	G, H	1

Losing / Gaining Phase Delays

Controller Stream	Delay	Type	Phase	From stage	To stage	Relative delay
770-3	1	Losing	I	7	8	2
	2	Losing	F	7	8	2
	3	Losing	G	8	7	7
	4	Losing	H	8	7	5
	5	Losing	I	7	9	4
	6	Losing	F	7	9	4
	7	Losing	G	9	7	7
	8	Losing	H	9	7	5
	9	Losing	J	7	9	2

Stage Sequences

Controller Stream	Sequence	Name	Multiple cycling	Stage IDs	Stage ends
770-3	1	(untitled)	Single	7, 9	15, 33

Intergreen Matrix for Controller Stream 770-3

		To					
		F	G	H	I	J	K
From	F		7	5			6
	G	4			5		
	H	6				5	
	I		7				
	J			7			
	K	11					

Banned Stage transitions for Controller Stream 770-3

		To		
		7	8	9
From	7			
	8			
	9			

Interstage Matrix for Controller Stream 770-3

		To		
		7	8	9
From	7	0	9	11
	8	12	0	0
	9	12	0	0

Resultant Stages

Controller Stream	Resultant Stage	Is base stage	Library Stage ID	Phases in this stage	Stage start (s)	Stage end (s)	Stage duration (s)	User stage minimum (s)	Stage minimum (s)
770-3	1	✓	7	F,I,J	45	15	30	1	2
	2	✓	9	G,H	26	33	7	1	1

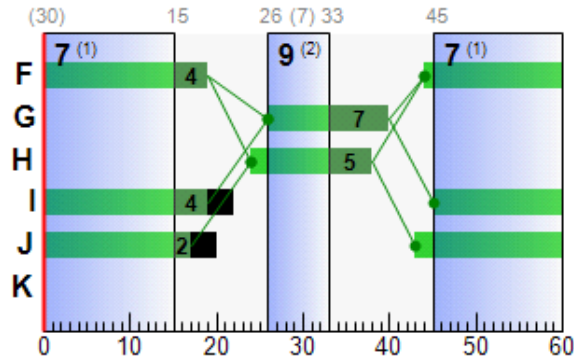
Resultant Phase Green Periods

Controller Stream	Phase	Green period	Is base green period	Start time (s)	End time (s)	Duration (s)
770-3	F	1	✓	44	19	35
	G	1	✓	26	40	14
	H	1	✓	24	38	14
	I	1	✓	45	19	34
	J	1	✓	43	17	34

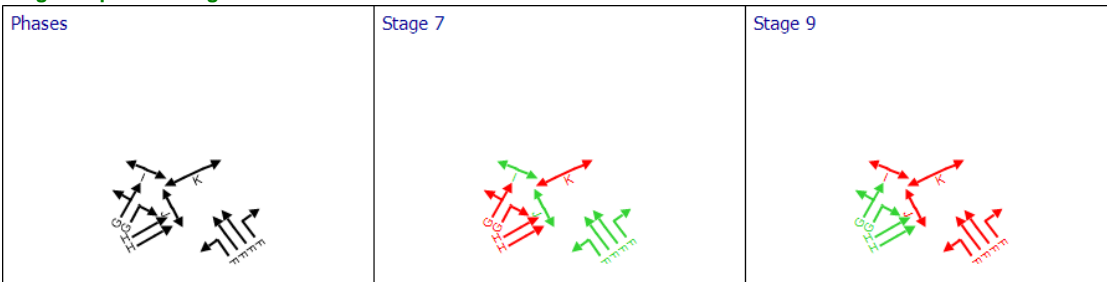
Traffic Stream Green Times

Arm	Traffic Stream	Traffic Node	Controller Stream	Phase	Green Period 1		
					Start	End	Duration
Ec	1	4	770-3	F	44	19	35
Ec	2	4	770-3	F	44	19	35
Ec	3	4	770-3	F	44	19	35
Ec	4	4	770-3	F	44	19	35
E1	1	4	770-3	G	26	40	14
E1	2	4	770-3	G	26	40	14
E2	3	4	770-3	H	24	38	14
E2	4	4	770-3	H	24	38	14

Phase Timings Diagram for Controller Stream 770-3



Stage Sequence Diagram for Controller Stream 770-3



Controller Stream 770-4

Controller Stream	Name	Description	Use sequence	Cycle time source	Cycle time (s)
770-4	(untitled)		1	NetworkDefault	60

Controller Stream 770-4 - Properties

Controller Stream	Manufacturer name	Type	Model number	(Telephone) Line Number	Site number	Grid reference	Gaining delay type
770-4	Unspecified						Absolute

Controller Stream 770-4 - Optimisation

Controller Stream	Allow offset optimisation	Allow green split optimisation	Optimisation level	Auto redistribute	Enable stage constraint
770-4			None		

Phases

Controller Stream	Phase	Name	Minimum green (s)	Maximum green (s)	Relative start displacement (s)	Relative end displacement (s)	Type	Blackout Time (s)
770-4	L	(untitled)	7	300	0	0	Traffic	
	M	(untitled)	6	300	0	0	Pedestrian	3

Library Stages

Controller Stream	Library Stage	Phases in stage	User stage minimum (s)
770-4	11	L	1
	12	M	1

Stage Sequences

Controller Stream	Sequence	Name	Multiple cycling	Stage IDs	Stage ends
770-4	1	(untitled)	Single	11, 12	24, 37

Intergreen Matrix for Controller Stream 770-4

		To	
		L	M
From	L		5
	M	7	

Banned Stage transitions for Controller Stream 770-4

		To	
		11	12
From	11		
	12		

Interstage Matrix for Controller Stream 770-4

		To	
		11	12
From	11	0	5
	12	7	0

Resultant Stages

Controller Stream	Resultant Stage	Is base stage	Library Stage ID	Phases in this stage	Stage start (s)	Stage end (s)	Stage duration (s)	User stage minimum (s)	Stage minimum (s)
770-4	1	✓	11	L	44	24	40	1	7
	2	✓	12	M	29	37	8	1	6

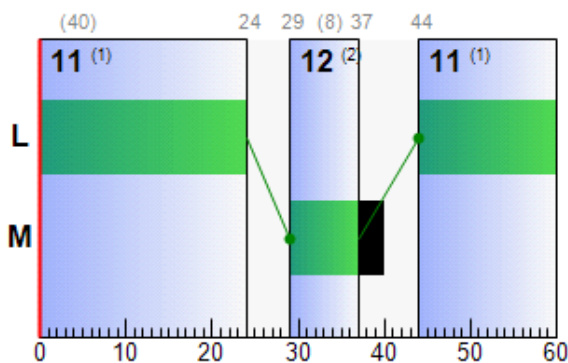
Resultant Phase Green Periods

Controller Stream	Phase	Green period	Is base green period	Start time (s)	End time (s)	Duration (s)
770-4	L	1	✓	44	24	40
	M	1	✓	29	37	8

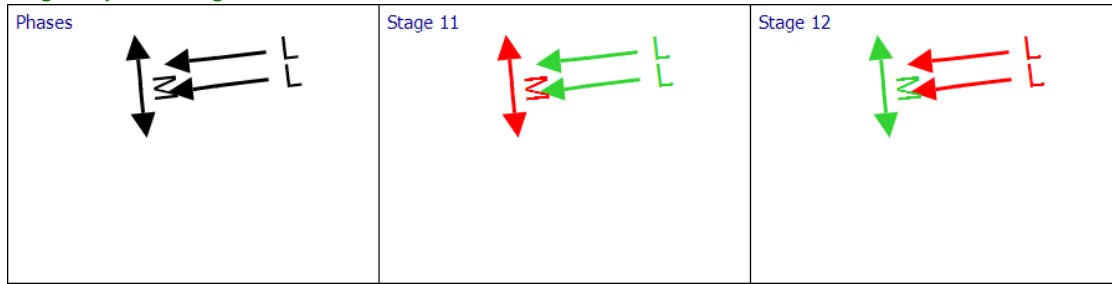
Traffic Stream Green Times

Arm	Traffic Stream	Traffic Node	Controller Stream	Phase	Green Period 1		
					Start	End	Duration
Exp	1	4-2	770-4	L	44	24	40
Exp	2	4-2	770-4	L	44	24	40

Phase Timings Diagram for Controller Stream 770-4



Stage Sequence Diagram for Controller Stream 770-4



Controller Stream 771-1

Controller Stream	Name	Description	Use sequence	Cycle time source	Cycle time (s)
771-1	(untitled)		1	NetworkDefault	60

Controller Stream 771-1 - Properties

Controller Stream	Manufacturer name	Type	Model number	(Telephone) Line Number	Site number	Grid reference	Gaining delay type
771-1	Unspecified						Absolute

Controller Stream 771-1 - Optimisation

Controller Stream	Allow offset optimisation	Allow green split optimisation	Optimisation level	Auto redistribute	Enable stage constraint
771-1			None		

Phases

Controller Stream	Phase	Name	Minimum green (s)	Maximum green (s)	Relative start displacement (s)	Relative end displacement (s)	Type	Blackout Time (s)
771-1	A	(untitled)	7	300	0	0	Traffic	
	B	(untitled)	7	300	0	0	Traffic	
	C	(untitled)	9	300	0	0	Pedestrian	3

Library Stages

Controller Stream	Library Stage	Phases in stage	User stage minimum (s)
771-1	1	A, C	1
	2	A	1
	3	B	1

Losing / Gaining Phase Delays

Controller Stream	Delay	Type	Phase	From stage	To stage	Relative delay
771-1	1	Losing	A	1	3	6

Stage Sequences

Controller Stream	Sequence	Name	Multiple cycling	Stage IDs	Stage ends
771-1	1	(untitled)	Single	1, 3	45, 11

Intergreen Matrix for Controller Stream 771-1

		To		
		A	B	C
From	A		5	
	B	5		5
	C		11	

Banned Stage transitions for Controller Stream 771-1

		To		
		1	2	3
From	1			
	2			
	3			

Interstage Matrix for Controller Stream 771-1

		To		
		1	2	3
From	1	0	0	11
	2	0	0	5
	3	5	5	0

Resultant Stages

Controller Stream	Resultant Stage	Is base stage	Library Stage ID	Phases in this stage	Stage start (s)	Stage end (s)	Stage duration (s)	User stage minimum (s)	Stage minimum (s)
771-1	1	✓	1	A,C	16	45	29	1	9
	2	✓	3	B	56	11	15	1	7

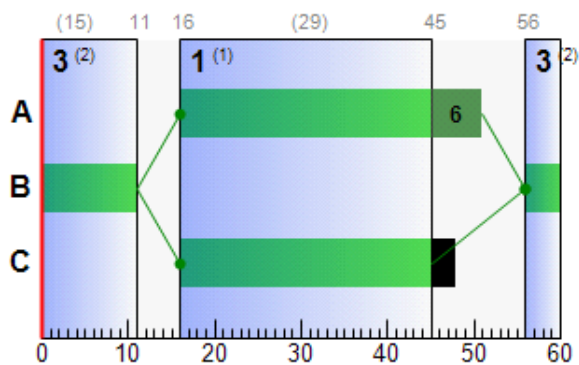
Resultant Phase Green Periods

Controller Stream	Phase	Green period	Is base green period	Start time (s)	End time (s)	Duration (s)
771-1	A	1	✓	16	51	35
	B	1	✓	56	11	15
	C	1	✓	16	45	29

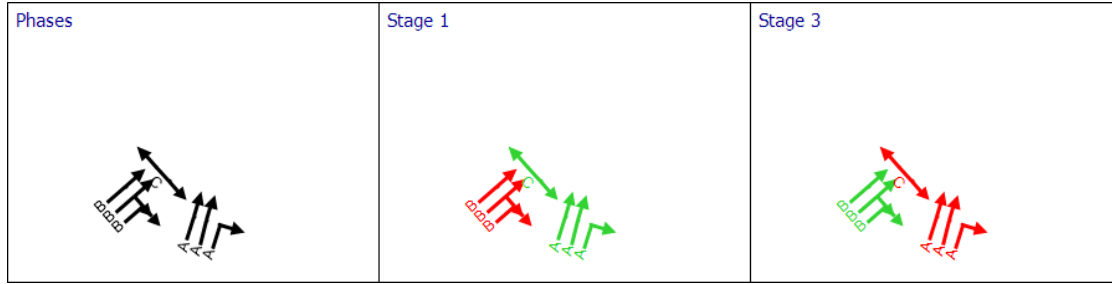
Traffic Stream Green Times

Arm	Traffic Stream	Traffic Node	Controller Stream	Phase	Green Period 1		
					Start	End	Duration
F	1	5	771-1	B	56	11	15
F	2	5	771-1	B	56	11	15
F	3	5	771-1	B	56	11	15
Fc	1	5	771-1	A	16	51	35
Fc	2	5	771-1	A	16	51	35
Fc	3	5	771-1	A	16	51	35

Phase Timings Diagram for Controller Stream 771-1



Stage Sequence Diagram for Controller Stream 771-1



Controller Stream 771-2

Controller Stream	Name	Description	Use sequence	Cycle time source	Cycle time (s)
771-2	(untitled)		1	NetworkDefault	60

Controller Stream 771-2 - Properties

Controller Stream	Manufacturer name	Type	Model number	(Telephone) Line Number	Site number	Grid reference	Gaining delay type
771-2	Unspecified						Absolute

Controller Stream 771-2 - Optimisation

Controller Stream	Allow offset optimisation	Allow green split optimisation	Optimisation level	Auto redistribute	Enable stage constraint
771-2			None		

Phases

Controller Stream	Phase	Name	Minimum green (s)	Maximum green (s)	Relative start displacement (s)	Relative end displacement (s)	Type
771-2	(ALL)	(untitled)	7	300	0	0	Traffic

Library Stages

Controller Stream	Library Stage	Phases in stage	User stage minimum (s)
771-2	5	D	1
	6	E	1

Stage Sequences

Controller Stream	Sequence	Name	Multiple cycling	Stage IDs	Stage ends
771-2	1	(untitled)	Single	5, 6	13, 46

Intergreen Matrix for Controller Stream 771-2

		To	
		D	E
From	D		5
	E	5	

Banned Stage transitions for Controller Stream 771-2

		To	
		5	6
From	5		
	6		

Interstage Matrix for Controller Stream 771-2

		To	
		5	6
From	5	0	5
	6	5	0

Resultant Stages

Controller Stream	Resultant Stage	Is base stage	Library Stage ID	Phases in this stage	Stage start (s)	Stage end (s)	Stage duration (s)	User stage minimum (s)	Stage minimum (s)
771-2	1	✓	5	D	51	13	22	1	7
	2	✓	6	E	18	46	28	1	7

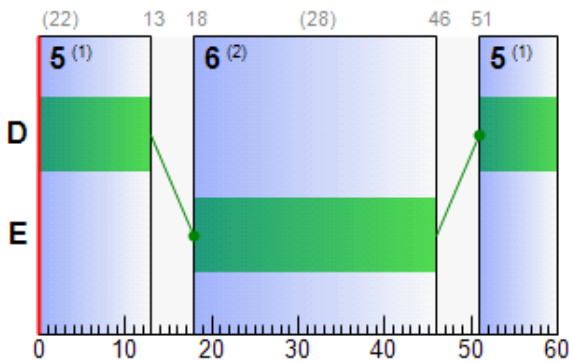
Resultant Phase Green Periods

Controller Stream	Phase	Green period	Is base green period	Start time (s)	End time (s)	Duration (s)
771-2	D	1	✓	51	13	22
	E	1	✓	18	46	28

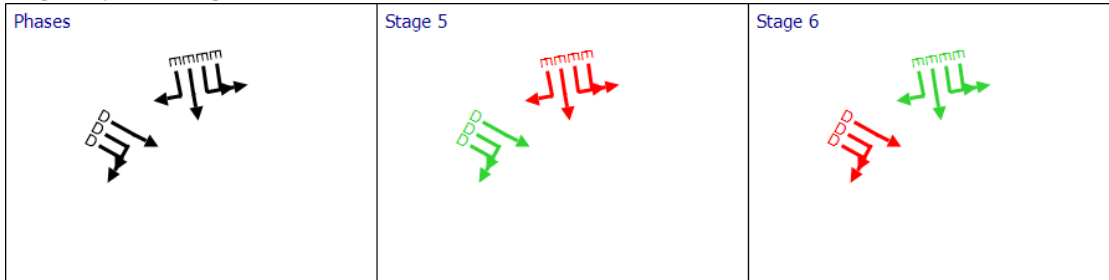
Traffic Stream Green Times

Arm	Traffic Stream	Traffic Node	Controller Stream	Phase	Green Period 1		
					Start	End	Duration
A	1	6	771-2	E	18	46	28
A	2	6	771-2	E	18	46	28
A	3	6	771-2	E	18	46	28
A	4	6	771-2	E	18	46	28
Ac	1	6	771-2	D	51	13	22
Ac	2	6	771-2	D	51	13	22
Ac	3	6	771-2	D	51	13	22

Phase Timings Diagram for Controller Stream 771-2



Stage Sequence Diagram for Controller Stream 771-2



Controller Stream TC777-1

Controller Stream	Name	Description	Use sequence	Cycle time source	Cycle time (s)
TC777-1	A653 Dewsbury Road / Topcliffe Lane		1	NetworkDefault	60

Controller Stream TC777-1 - Properties

Controller Stream	Manufacturer name	Type	Model number	(Telephone) Line Number	Site number	Grid reference	Gaining delay type
TC777-1	Unspecified						Absolute

Controller Stream TC777-1 - Optimisation

Controller Stream	Allow offset optimisation	Allow green split optimisation	Optimisation level	Auto redistribute	Enable stage constraint
TC777-1	✓	✓	None		

Phases

Controller Stream	Phase	Name	Minimum green (s)	Maximum green (s)	Relative start displacement (s)	Relative end displacement (s)	Type	Blackout Time (s)
TC777-1	A	Dewsbury Rd NB	7	300	0	1	Traffic	
	B	Dewsbury Rd SB	7	300	0	2	Traffic	
	C	Dewsbury Rd NB RT	7	300	0	0	Traffic	
	D	Topcliffe Ln RT	7	300	0	0	Traffic	
	E	Side Road	7	300	0	0	Traffic	
	F	Ped Xing at D	5	300	0	0	Pedestrian	3
	G	Ped Xing at B	7	300	0	0	Pedestrian	3
	H	Ped Xing at A AH	6	300	0	0	Pedestrian	3
	I	Ped Xing at A LT	5	300	0	0	Pedestrian	3
	J	(untitled)	7	300	0	0	Traffic	

Library Stages

Controller Stream	Library Stage	Phases in stage	User stage minimum (s)
TC777-1	1	A, B, F	1
	2	A, C, F, G	1
	3	B, F, H, I	1
	4	D, E	1
	5	D, H, I	1
	6	E, F, I	1
	7	A, F, J	1

Stage Sequences

Controller Stream	Sequence	Name	Multiple cycling	Stage IDs	Stage ends
TC777-1	1	(untitled)	Single	1, 5, 7	46, 2, 14

Intergreen Matrix for Controller Stream TC777-1

		To									
		A	B	C	D	E	F	G	H	I	J
From	A				5	5			7	5	
	B			5	5	5		5			5
	C		6		5	5					6
	D	5	5	6			5				5
	E	5	5	5					8		5
	F				5						
	G		16								16
	H	6				6					
	I	5									
	J		5	5	5	5		5			

Banned Stage transitions for Controller Stream TC777-1

		To						
		1	2	3	4	5	6	7
From	1							
	2							
	3							
	4							
	5							
	6							
	7							

Interstage Matrix for Controller Stream TC777-1

		To						
		1	2	3	4	5	6	7
From	1	0	5	7	5	7	5	5
	2	16	0	16	5	7	5	16
	3	6	6	0	6	5	6	6
	4	5	6	8	0	8	5	5
	5	6	6	5	6	0	6	6
	6	5	5	8	5	8	0	5
	7	5	5	7	5	7	5	0

Resultant Stages

Controller Stream	Resultant Stage	Is base stage	Library Stage ID	Phases in this stage	Stage start (s)	Stage end (s)	Stage duration (s)	User stage minimum (s)	Stage minimum (s)
TC777-1	1	✓	1	A,B,F	19	46	27	1	7
	2	✓	5	D,H,I	53	2	9	1	6
	3	✓	7	A,F,J	8	14	6	1	6

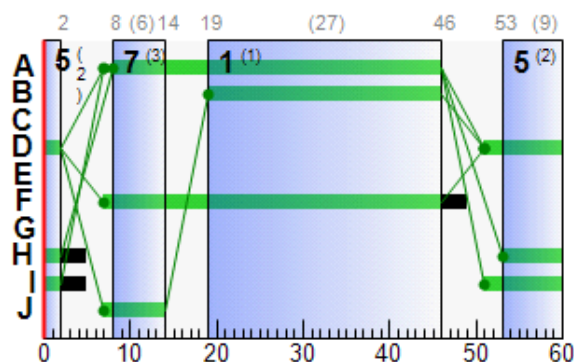
Resultant Phase Green Periods

Controller Stream	Phase	Green period	Is base green period	Start time (s)	End time (s)	Duration (s)
TC777-1	A	1	✓	8	46	38
	B	1	✓	19	46	27
	D	1	✓	51	2	11
	F	1	✓	7	46	39
	H	1	✓	53	2	9
	I	1	✓	51	2	11
J	1	✓	✓	7	14	7

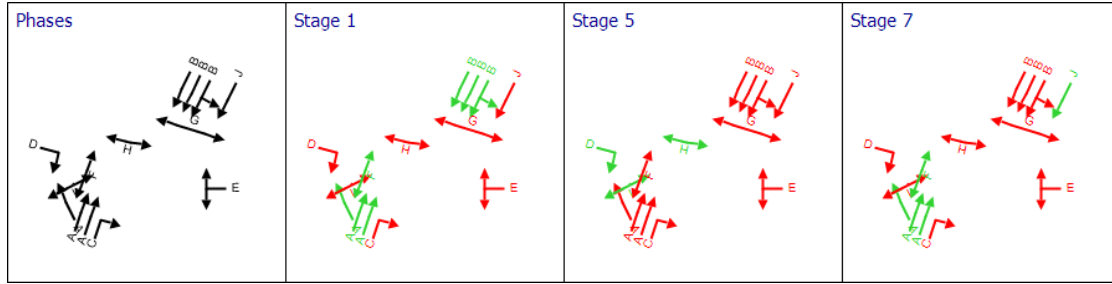
Traffic Stream Green Times

Arm	Traffic Stream	Traffic Node	Controller Stream	Phase	Green Period 1		
					Start	End	Duration
TC5	2	TC771-6	TC777-1	A	8	46	38
TC5	3	TC771-6	TC777-1	A	8	46	38
TC5	4	TC771-6	TC777-1	C			
TC9	1	TC771-6	TC777-1	B	19	46	27
TC9	2	TC771-6	TC777-1	B	19	46	27
TC9	3	TC771-6	TC777-1	B	19	46	27
TC35	1	TC771-6	TC777-1	A	8	46	38
TC41	1	TC771-6	TC777-1	D	51	2	11
TC42	1	TC771-6	TC777-1	E			
55	1	TC771-6	TC777-1	J	7	14	7

Phase Timings Diagram for Controller Stream TC777-1



Stage Sequence Diagram for Controller Stream TC777-1



Controller Stream TC777-2

Controller Stream	Name	Description	Use sequence	Cycle time source	Cycle time (s)
TC777-2	Topcliffe Ln LT Ped		1	NetworkDefault	60

Controller Stream TC777-2 - Properties

Controller Stream	Manufacturer name	Type	Model number	(Telephone) Line Number	Site number	Grid reference	Gaining delay type
TC777-2	Unspecified						Absolute

Controller Stream TC777-2 - Optimisation

Controller Stream	Allow offset optimisation	Allow green split optimisation	Optimisation level	Auto redistribute	Enable stage constraint
TC777-2	✓	✓	None		

Phases

Controller Stream	Phase	Name	Minimum green (s)	Maximum green (s)	Relative start displacement (s)	Relative end displacement (s)	Type	Blackout Time (s)
TC777-2	J	Topcliffe Ln LT	7	300	0	0	Traffic	
	K	Ped Xing at J	5	300	0	0	Pedestrian	3

Library Stages

Controller Stream	Library Stage	Phases in stage	User stage minimum (s)
TC777-2	1	J	1
	2	K	1

Stage Sequences

Controller Stream	Sequence	Name	Multiple cycling	Stage IDs	Stage ends
TC777-2	1	(untitled)	Single	1, 2	53, 3

Intergreen Matrix for Controller Stream TC777-2

		To	
		J	K
From	J		5
	K	5	

Banned Stage transitions for Controller Stream TC777-2

		To	
		1	2
From	1		
	2		

Interstage Matrix for Controller Stream TC777-2

		To	
		1	2
From	1	0	5
	2	5	0

Resultant Stages

Controller Stream	Resultant Stage	Is base stage	Library Stage ID	Phases in this stage	Stage start (s)	Stage end (s)	Stage duration (s)	User stage minimum (s)	Stage minimum (s)
TC777-2	1	✓	1	J	8	53	45	1	7
	2	✓	2	K	58	3	5	1	5

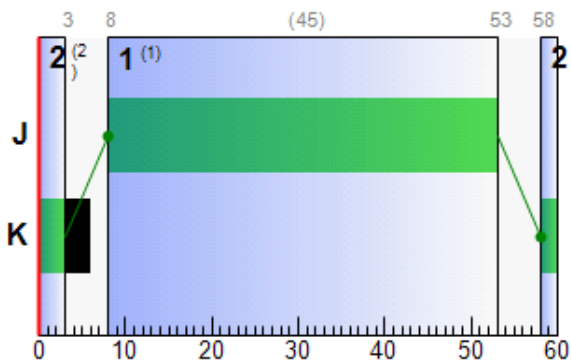
Resultant Phase Green Periods

Controller Stream	Phase	Green period	Is base green period	Start time (s)	End time (s)	Duration (s)
TC777-2	J	1	✓	8	53	45
	K	1	✓	58	3	5

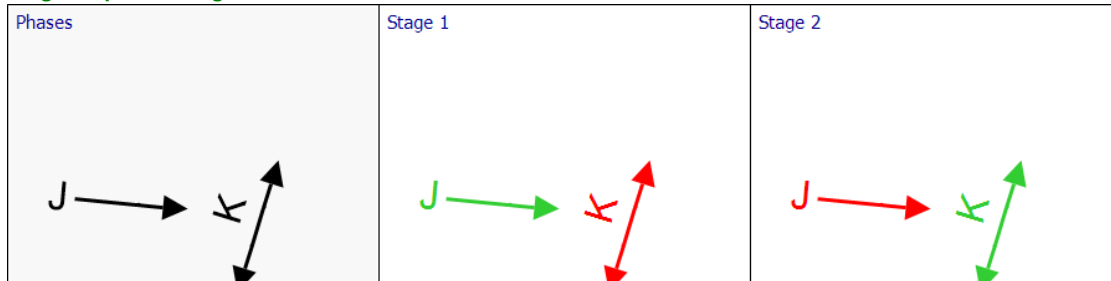
Traffic Stream Green Times

Arm	Traffic Stream	Traffic Node	Controller Stream	Phase	Green Period 1		
					Start	End	Duration
TC37	1	TC771-6	TC777-2	J	8	53	45

Phase Timings Diagram for Controller Stream TC777-2



Stage Sequence Diagram for Controller Stream TC777-2



Resultant penalties

Time Segment	Controller stream	Phase min max penalty (£ per hr)	Intergreen broken penalty (£ per hr)	Stage constraint broken penalty (£ per hr)	Cost of controller stream penalties (£ per hr)
16:30-17:30	(ALL)	0.00	0.00	0.00	0.00

Results - Link

Results - Traffic Stream

Results - Traffic Stream: Vehicle summary

Time Segment	Arm	Traffic Stream	Name	Phase	Calculated flow entering (PCU/hr)	Calculated sat flow (PCU/hr)	Actual green (s per cycle)	Calculated capacity (PCU/hr)	Degree of saturation (%)	Practical reserve capacity (%)	Mean Delay per Veh (s)	Mean max queue (PCU)	Utilised storage (%)	JourneyTime (s)
		1	(untitled)	E	757	2050	28	991	76	18	19.35	7.62	58.81	24.94

16:30-17:30	A	2	(untitled)	E	340	2050	28	991	34	162	12.72	2.87	21.46	18.48
		3	(untitled)	E	744	2050	28	991	75	20	11.71	4.19	30.65	17.60
		4	(untitled)	E	541	2050	28	991	55	65	10.48	4.25	30.40	16.51
	Ac	1	(untitled)	D	734	2263	22	867	85	6	27.10	14.72	88.33	34.28
		2	(untitled)	D	262	2263	22	757	35	160	24.70	2.78	17.29	34.20
		3	(untitled)	D	426	2263	22	867	49	83	18.29	3.69	24.13	24.89
	Acf	1	(untitled)		996	2263	60	2263	44	104	0.62	0.17	1.43	5.84
		2	(untitled)		426	2263	60	2263	19	378	0.18	0.02	0.18	7.43
	Af	1	(untitled)		1097	2050	60	2050	54	68	1.01	0.31	3.19	7.67
		2	(untitled)		744	2050	60	2050	36	148	0.50	0.10	1.07	7.16
		3	(untitled)		541	2050	60	2050	26	241	0.31	0.05	0.49	7.00
	B	1	(untitled)	B	246	2050	11	410	60	50	28.34	3.86	23.45	35.44
		2	(untitled)	B	368	2150	11	430	86	5	45.72	7.65	45.29	53.01
		3	(untitled)	B	345	2100	11	413	84	8	43.69	7.00	40.38	51.16
4		(untitled)	B	261	2050	11	410	64	41	29.57	4.32	24.25	41.86	
Bc	1	(untitled)	A	689	2050	37	1298	53	70	9.14	6.10	26.40	21.10	
	2	(untitled)	A	1025	2050	37	1298	79	14	18.84	16.11	70.47	30.67	
	3	(untitled)	A	599	2050	37	1298	46	95	16.71	9.22	40.75	28.42	
Bcf	1	(untitled)		1491	2263	60	2263	66	37	1.53	0.63	5.82	5.87	
	2	(untitled)		689	2263	60	2263	30	196	0.35	0.07	0.61	5.67	
	3	(untitled)		1025	2263	60	2263	45	99	0.66	0.19	1.73	6.53	
	4	(untitled)		599	2263	60	2263	26	240	0.29	0.05	0.44	6.62	
Bf	1	(untitled)		614	1800	60	1800	34	164	0.52	0.09	0.22	27.85	
	2	(untitled)		606	1800	60	1800	34	167	0.51	0.09	0.21	27.92	
C	1	(untitled)	G	460	2100	13	490	94	-4	62.79	12.38	58.75	77.33	
	2	(untitled)	G	391	2200	13	513	76	18	32.44	7.06	33.18	47.12	
	3	(untitled)	G	142	2050	13	478	30	203	20.56	1.96	9.04	35.48	
Cf	1	(untitled)		460	1965	60	1965	23	284	0.28	0.04	0.14	17.63	
	2	(untitled)		533	1965	60	1965	27	232	0.34	0.05	0.20	17.84	
D	1	(untitled)	B	260	2050	19	683	38	137	17.28	3.45	36.03	21.40	
	2	(untitled)	B	315	1850	19	617	51	76	20.32	4.33	45.26	24.45	
	3	(untitled)	B	350	2250	19	696	50	79	19.85	4.99	51.37	24.03	
Dc	1	(untitled)	A	758	2100	31	1104	69	31	13.34	6.82	77.44	17.14	
	2	(untitled)	A	794	2100	31	1120	71	27	15.65	7.79	91.91	19.31	
	3	(untitled)	A	287	2100	31	1120	26	251	14.67	2.79	34.24	18.18	
	4	(untitled)	A	403	2100	31	1120	36	150	19.86	5.69	73.01	23.22	
Dcf	1	(untitled)		1087	2050	60	2050	53	70	0.99	0.30	2.60	5.94	
	2	(untitled)		1269	2100	60	1930	66	37	2.38	5.29	46.17	7.33	
	3	(untitled)		794	2100	60	1556	51	76	3.21	4.91	41.18	8.61	
	4	(untitled)		287	2100	60	2100	14	559	0.14	0.01	0.09	6.90	
	5	(untitled)		403	2100	60	2079	19	364	0.23	2.34	20.13	5.24	
Df	1	(untitled)	B	563	1900	43	1393	40	123	3.91	3.58	10.28	27.91	
	2	(untitled)	B	350	2250	43	1650	21	324	2.82	1.78	5.11	26.82	
Dxp	1	(untitled)	D	1087	2050	41	1435	76	19	4.67	2.64	32.53	8.17	
	2	(untitled)	D	511	2050	41	1435	36	153	0.79	0.18	2.12	4.43	
Ec	1	(untitled)	F	553	2150	35	1290	43	110	5.50	5.74	65.91	9.26	
	2	(untitled)	F	532	2263	35	1358	39	130	7.99	4.94	58.67	11.62	
	3	(untitled)	F	518	2263	35	1358	38	136	11.58	6.57	80.73	15.09	
	4	(untitled)	F	274	2250	35	1350	20	343	1.14	0.40	5.00	4.59	
Ecf	1	(untitled)		850	2100	60	1569	54	66	6.78	5.86	73.36	10.23	
	2	(untitled)		962	2100	60	2100	46	96	0.72	0.19	2.40	4.20	
	3	(untitled)		532	2263	60	2263	23	283	0.24	0.04	0.44	3.76	
	4	(untitled)		823	2300	60	2257	36	147	0.48	2.35	26.82	4.45	
Ef	1	(untitled)		793	1900	60	1900	42	116	0.68	0.15	0.67	15.98	
	2	(untitled)		584	1900	60	1900	31	193	0.42	0.07	0.31	15.73	
Exp	1	(untitled)	L	850	2050	40	1401	61	48	9.52	7.32	81.16	13.41	
	2	(untitled)	L	409	2050	40	1401	29	208	10.95	5.97	63.96	14.98	
		1	(untitled)	B	173	2100	15	560	31	191	19.02	2.39	16.13	25.40

F	2	(untitled)	B	267	2100	15	560	48	89	21.41	3.63	24.34	27.84
	3	(untitled)	B	340	2100	15	560	61	48	24.18	5.13	33.81	30.72
Fc	1	(untitled)	A	623	2263	35	1358	46	96	7.88	5.58	17.52	26.98
	2	(untitled)	A	609	2263	35	1316	46	95	11.18	8.56	27.12	30.10
Ff	1	(untitled)		440	1900	60	1900	23	289	0.29	0.03	0.07	33.37
	2	(untitled)		340	1900	60	1900	18	403	0.21	0.02	0.04	33.25
G	1	(untitled)	F	343	2050	13	453	76	19	47.76	7.90	29.09	63.83
	2	(untitled)	F	272	2050	13	458	59	52	42.82	7.39	27.83	54.26
Gf	1	(untitled)		339	2050	60	2050	17	444	0.17	2.34	34.53	3.09
	2	(untitled)		245	2050	60	2050	12	653	0.12	2.33	34.80	3.00
xA	1	(untitled)		706	2263	60	2263	31	189	0.36	0.07	0.18	17.59
	2	(untitled)		663	2263	60	2263	29	207	0.33	0.06	0.15	17.58
xB	1	(untitled)		1320	Unrestricted	60	Unrestricted	0	Unrestricted	0.00	0.00	0.00	6.79
xC	1	(untitled)		701	1900	60	700	100	-10	82.21	26.98	134.23	90.88
	2	(untitled)		600	1900	60	775	77	16	13.27	8.29	41.09	21.97
xD	1	(untitled)		1087	Unrestricted	60	Unrestricted	0	Unrestricted	0.00	0.00	0.00	9.13
	2	(untitled)		511	Unrestricted	60	Unrestricted	0	Unrestricted	0.00	0.00	0.00	9.21
xE	1	(untitled)		850	Unrestricted	60	Unrestricted	0	Unrestricted	0.00	0.00	0.00	13.04
	2	(untitled)		409	Unrestricted	60	Unrestricted	0	Unrestricted	0.00	0.00	0.00	13.04
xF	1	(untitled)		659	Unrestricted	60	Unrestricted	0	Unrestricted	0.00	0.00	0.00	12.06
Cc1	1	(untitled)	E	686	2050	32	1128	61	48	12.26	8.19	49.16	18.80
E1	1	(untitled)	G	288	2050	14	513	56	60	24.11	4.12	29.60	30.11
	2	(untitled)	G	505	2200	14	550	92	-2	51.90	11.57	83.17	57.90
Gf1	1	(untitled)		31	656	60	656	5	1805	0.14	0.00	0.01	3.83
Cc2	2	(untitled)	D	1000	2150	33	1185	84	7	19.15	14.49	90.97	25.83
	3	(untitled)	D	625	2050	33	1162	54	67	4.85	2.55	16.41	11.95
	4	(untitled)	D	961	2150	33	1216	79	14	14.53	11.10	71.76	21.10
	5	(untitled)	D	261	2050	33	1162	22	301	0.45	0.03	0.21	8.43
E2	3	(untitled)	H	339	2150	14	524	65	39	26.43	5.30	57.17	30.42
	4	(untitled)	H	245	2050	14	512	48	88	22.37	3.42	36.16	26.45
TC5	2	(untitled)	A	649	2263	38	1509	43	109	4.01	2.75	68.75	6.77
	3	(untitled)	A	663	2263	38	1509	44	105	4.06	2.68	66.99	6.82
	4	(untitled)	C	0	0	0	0	0	-100	0.00	0.00	0.00	0.00
TC9	1	(untitled)	B	963	1925	27	963	100	-10	86.06	30.97	194.18	97.06
	2	(untitled)	B	721	1966	27	983	73	23	16.82	9.74	60.78	27.87
	3	(untitled)	B	398	1947	27	974	41	120	10.71	3.90	24.19	21.83
TC35	1	(untitled)	A	57	1900	38	1267	4	1907	1.45	0.12	2.78	4.35
TC36	1	(untitled)		356	1800	60	1800	20	355	0.25	0.02	0.56	3.27
TC37	1	(untitled)	J	72	1850	45	1418	5	1673	1.82	0.28	3.65	5.01
TC38	1	(untitled)		72	473	60	473	15	492	2.91	2.43	65.52	4.45
TC39	2	(untitled)		649	2263	60	2263	29	214	0.32	0.06	0.94	2.86
	3	(untitled)		663	2263	60	2263	29	207	0.33	0.06	1.05	2.73
TC40	2	(untitled)		721	Unrestricted	60	Unrestricted	0	Unrestricted	0.00	0.00	0.00	4.23
	3	(untitled)		663	Unrestricted	60	Unrestricted	0	Unrestricted	0.00	0.00	0.00	4.02
TC41	1	(untitled)	D	284	1850	11	370	77	17	38.05	5.16	54.28	41.98
TC42	1	(untitled)	E	0	0	0	0	0	-100	0.00	0.00	0.00	0.00
TC43	1	(untitled)		0	1800	60	1800	0	Unrestricted	0.00	0.00	0.00	0.00
47	1	(untitled)		1300	1300	60	1300	100	-10	48.58	17.54	75.48	64.61
48	1	(untitled)		993	1965	60	1965	51	78	0.93	0.26	2.69	7.55
49	1	(untitled)		1093	1900	60	979	112	-19	212.33	77.17	1690.78	215.48
	2	(untitled)		1119	1900	60	1900	59	53	1.35	0.42	9.22	4.50
50	1	(untitled)		1220	1900	60	1900	64	40	1.69	0.57	6.85	7.47
51	1	(untitled)		780	1900	60	1900	41	119	0.66	0.14	2.19	5.16
52	1		A	1491	1800	43	1320	113	-20	228.69	110.89	2550.42	231.69
53	1		A	12	1800	7	240	5	1700	23.36	0.17	0.50	47.36
54	1		A	659	1800	44	1350	49	84	2.42	6.09	175.20	4.82
55	1		J	16	1800	7	240	7	1240	14.44	0.20	1.30	25.20

Data Entry - Stage Start and End

Resultant Stage

Controller Stream	Resultant Stage	Is base stage	Library Stage ID	Phases in this stage	Stage start (s)	Stage end (s)	Stage duration (s)	User stage minimum (s)	Stage minimum (s)
11	1	✓	1	A	15	22	7	1	7
	2	✓	2	B	27	10	43	1	7
12	1	✓	1	A	53	36	43	1	7
	2	✓	2	B	41	48	7	1	6
13	1	✓	1	A	35	19	44	1	7
	2	✓	2	B	24	30	6	1	6
769-1	1	✓	1	A,C	56	29	33	1	7
	2	✓	2	B	40	51	11	1	7
769-2	1	✓	4	D,E,H,I	41	5	24	1	1
	2	✓	5	F,G,J,K	19	26	7	1	7
770-1	1	✓	1	A,C	23	52	29	1	5
	2	✓	2	B	59	18	19	1	7
770-2	1	✓	4	D	42	23	41	1	7
	2	✓	5	E	28	35	7	1	5
770-3	1	✓	7	F,I,J	45	15	30	1	2
	2	✓	9	G,H	26	33	7	1	1
770-4	1	✓	11	L	44	24	40	1	7
	2	✓	12	M	29	37	8	1	6
771-1	1	✓	1	A,C	16	45	29	1	9
	2	✓	3	B	56	11	15	1	7
771-2	1	✓	5	D	51	13	22	1	7
	2	✓	6	E	18	46	28	1	7
TC777-1	1	✓	1	A,B,F	19	46	27	1	7
	2	✓	5	D,H,I	53	2	9	1	6
	3	✓	7	A,F,J	8	14	6	1	6
TC777-2	1	✓	1	J	8	53	45	1	7
	2	✓	2	K	58	3	5	1	5

Data Entry - Phase

Phase

Controller Stream	Phase	Phase	Minimum green (s)	Maximum green (s)	Relative start displacement (s)	Relative end displacement (s)	Type
11	A	A	7	300	0	0	Traffic
	B	B	7	300	0	0	Traffic
12	A	A	7	300	0	0	Unknown
	B	B	6	300	0	0	Pedestrian
13	A	A	7	300	0	0	Traffic
	B	B	6	300	0	0	Pedestrian
769-1	A	A	7	300	0	0	Traffic
	B	B	7	300	0	0	Traffic
	C	C	7	300	0	0	Pedestrian
769-2	D	D	7	300	0	0	Traffic
	E	E	7	300	0	0	Traffic
	F	F	4	300	0	0	Traffic
	G	G	4	300	0	0	Traffic
	H	H	5	300	0	0	Pedestrian
	I	I	7	300	0	0	Pedestrian
	J	J	10	300	0	0	Pedestrian
770-1	K	K	5	300	0	0	Pedestrian
	A	A	7	300	0	0	Traffic
770-1	B	B	7	300	0	0	Traffic
	C	C	5	300	0	0	Pedestrian
	D	D	7	300	0	0	Traffic
770-2	E	E	5	300	0	0	Pedestrian
	F	F	7	300	0	0	Traffic
770-3	G	G	4	300	0	0	Traffic
	H	H	4	300	0	0	Traffic
	I	I	5	300	0	0	Pedestrian
	J	J	5	300	0	0	Pedestrian
	K	K	10	300	0	0	Pedestrian
	L	L	7	300	0	0	Traffic
770-4	M	M	6	300	0	0	Pedestrian
	A	A	7	300	0	0	Traffic
771-1	B	B	7	300	0	0	Traffic
	C	C	9	300	0	0	Pedestrian
	D	D	7	300	0	0	Traffic
771-2	E	E	7	300	0	0	Traffic
	A	A	7	300	0	1	Traffic
TC777-1	B	B	7	300	0	2	Traffic
	C	C	7	300	0	0	Traffic
	D	D	7	300	0	0	Traffic
	E	E	7	300	0	0	Traffic
	F	F	5	300	0	0	Pedestrian
	G	G	7	300	0	0	Pedestrian
	H	H	6	300	0	0	Pedestrian
	I	I	5	300	0	0	Pedestrian
	J	J	7	300	0	0	Traffic
	TC777-2	K	K	5	300	0	0

Data Entry - Traffic Stream

Traffic Stream

--	--	--	--	--	--	--	--	--	--

Arm	Traffic Stream	Auto length	Length (m)	Traffic model	Max queue storage (PCU)	Traffic type	Has Saturation Flow	Is signal controlled	Is give way	Saturation flow source	Saturation flow (PCU/hr)	Delay weighting multiplier (%)	Stop weighting multiplier (%)
A	1	✓	74.52	CTM	0.00	Normal	✓	✓		Directly entered	2050	100	100
	2	✓	76.88	CTM	0.00	Normal	✓	✓		Directly entered	2050	100	100
	3	✓	78.61	CTM	0.00	Normal	✓	✓		Directly entered	2050	100	100
	4	✓	80.35	CTM	0.00	Normal	✓	✓		Directly entered	2050	100	100
Ac	1	✓	95.80	CTM	0.00	Normal	✓	✓		Directly entered	2263	100	100
	2	✓	92.34	CTM	0.00	Normal	✓	✓		Directly entered	2263	100	100
	3	✓	87.95	CTM	0.00	Normal	✓	✓		Directly entered	2263	100	100
Acf	1	✓	69.59	CTM	0.00	Normal	✓			Directly entered	2263	100	100
	2	✓	70.42	CTM	0.00	Normal	✓			Directly entered	2263	100	100
Af	1	✓	55.52	CTM	0.00	Normal	✓			Directly entered	2050	100	100
	2	✓	55.52	CTM	0.00	Normal	✓			Directly entered	2050	100	100
	3	✓	55.74	CTM	0.00	Normal	✓			Directly entered	2050	100	100
B	1	✓	94.67	CTM	0.00	Normal	✓	✓		Directly entered	2050	100	100
	2	✓	97.18	CTM	0.00	Normal	✓	✓		Directly entered	2150	100	100
	3	✓	99.69	CTM	0.00	Normal	✓	✓		Directly entered	2100	100	100
	4	✓	102.42	CTM	0.00	Normal	✓	✓		Directly entered	2050	100	100
Bc	1	✓	132.85	CTM	0.00	Normal	✓	✓		Directly entered	2050	100	100
	2	✓	131.47	CTM	0.00	Normal	✓	✓		Directly entered	2050	100	100
	3	✓	130.10	CTM	0.00	Normal	✓	✓		Directly entered	2050	100	100
Bcf	1	✓	62.67	CTM	0.00	Normal	✓			Directly entered	2263	100	100
	2	✓	63.14	CTM	0.00	Normal	✓			Directly entered	2263	100	100
	3	✓	62.35	CTM	0.00	Normal	✓			Directly entered	2263	100	100
	4	✓	62.25	CTM	0.00	Normal	✓			Directly entered	2263	100	100
Bf	1	✓	227.81	CTM	0.00	Normal	✓			Sum of lanes	1800	100	100
	2	✓	228.44	CTM	0.00	Normal	✓			Sum of lanes	1800	100	100
C	1	✓	121.13	CTM	0.00	Normal	✓	✓		Directly entered	2100	100	100
	2	✓	122.36	CTM	0.00	Normal	✓	✓		Directly entered	2200	100	100
	3	✓	124.35	CTM	0.00	Normal	✓	✓		Directly entered	2050	100	100
Cf	1	✓	144.60	CTM	0.00	Normal	✓			Sum of lanes	1965	100	100
	2	✓	145.86	CTM	0.00	Normal	✓			Sum of lanes	1965	100	100
D	1		55.00	CTM	0.00	Normal	✓	✓		Directly entered	2050	100	100
	2		55.00	CTM	0.00	Normal	✓	✓		Directly entered	1850	100	100

	3	✓	55.80	CTM	0.00	Normal	✓	✓		Directly entered	2250	100	100
Dc	1	✓	50.67	CTM	0.00	Normal	✓	✓		Directly entered	2100	100	100
	2	✓	48.72	CTM	0.00	Normal	✓	✓		Directly entered	2100	100	100
	3	✓	46.78	CTM	0.00	Normal	✓	✓		Directly entered	2100	100	100
	4	✓	44.83	CTM	0.00	Normal	✓	✓		Directly entered	2100	100	100
Dcf	1	✓	65.95	CTM	0.00	Normal	✓			Directly entered	2050	100	100
	2	✓	65.92	CTM	0.00	Normal	✓			Directly entered	2100	100	100
	3	✓	68.61	CTM	0.00	Normal	✓			Directly entered	2100	100	100
	4	✓	66.73	CTM	0.00	Normal	✓			Directly entered	2100	100	100
	5	✓	66.90	CTM	0.00	Normal	✓			Directly entered	2100	100	100
Df	1		200.00	NetworkDefault	0.00	Normal	✓	✓		Sum of lanes	1900	100	100
	2		200.00	NetworkDefault	0.00	Normal	✓	✓		Directly entered	2250	100	100
Dxp	1	✓	46.62	NetworkDefault	0.00	Normal	✓	✓		Directly entered	2050	100	100
	2	✓	48.64	NetworkDefault	0.00	Normal	✓	✓		Directly entered	2050	100	100
Ec	1	✓	50.09	CTM	0.00	Normal	✓	✓		Directly entered	2150	100	100
	2	✓	48.43	CTM	0.00	Normal	✓	✓		Directly entered	2263	100	100
	3	✓	46.77	CTM	0.00	Normal	✓	✓		Directly entered	2263	100	100
	4	✓	45.93	CTM	0.00	Normal	✓	✓		Directly entered	2250	100	100
Ecf	1	✓	45.94	CTM	0.00	Normal	✓			Directly entered	2100	100	100
	2	✓	46.37	CTM	0.00	Normal	✓			Directly entered	2100	100	100
	3	✓	46.93	CTM	0.00	Normal	✓			Directly entered	2263	100	100
	4	✓	50.37	CTM	0.00	Normal	✓			Directly entered	2300	100	100
Ef	1	✓	127.54	NetworkDefault	0.00	Normal	✓			Directly entered	1900	100	100
	2	✓	127.54	NetworkDefault	0.00	Normal	✓			Sum of lanes	1900	100	100
Exp	1	✓	51.83	CTM	0.00	Normal	✓	✓		Directly entered	2050	100	100
	2	✓	53.71	CTM	0.00	Normal	✓	✓		Directly entered	2050	100	100
F	1	✓	85.13	CTM	0.00	Normal	✓	✓		Directly entered	2100	100	100
	2	✓	85.72	CTM	0.00	Normal	✓	✓		Directly entered	2100	100	100
	3	✓	87.25	CTM	0.00	Normal	✓	✓		Directly entered	2100	100	100
Fc	1	✓	183.21	CTM	0.00	Normal	✓	✓		Directly entered	2263	100	100
	2	✓	181.45	CTM	0.00	Normal	✓	✓		Directly entered	2263	100	100
	3	✓	180.28	CTM	0.00	Normal	✓	✓		Directly entered	2263	100	100
Ff	1	✓	275.73	CTM	0.00	Normal	✓			Sum of lanes	1900	100	100
	2	✓	275.39	CTM	0.00	Normal	✓			Sum of lanes	1900	100	100

G	1	✓	156.15	CTM	0.00	Normal	✓	✓		Directly entered	2050	100	100
	2	✓	152.60	CTM	0.00	Normal	✓	✓		Directly entered	2050	100	100
Gf	1	✓	38.89	CTM	0.00	Normal	✓			Directly entered	2050	100	100
	2	✓	38.45	CTM	0.00	Normal	✓			Directly entered	2050	100	100
xA	1	✓	229.66	CTM	0.00	Normal	✓			Directly entered	2263	100	100
	2	✓	229.97	CTM	0.00	Normal	✓			Directly entered	2263	100	100
xB	1	✓	56.54	NetworkDefault	0.00	Normal						100	100
xC	1	✓	115.60	CTM	0.00	Normal	✓			Sum of lanes	1900	100	100
	2	✓	115.98	CTM	0.00	Normal	✓			Sum of lanes	1900	100	100
xD	1	✓	121.71	NetworkDefault	0.00	Normal						100	100
	2	✓	122.74	NetworkDefault	0.00	Normal						100	100
xE	1	✓	173.89	NetworkDefault	0.00	Normal						100	100
	2	✓	173.83	NetworkDefault	0.00	Normal						100	100
xF	1	✓	100.49	NetworkDefault	0.00	Normal						100	100
Cc1	1	✓	95.84	CTM	0.00	Normal	✓	✓		Directly entered	2050	100	100
E1	1		80.00	CTM	0.00	Normal	✓	✓		Directly entered	2050	100	100
	2		80.00	CTM	0.00	Normal	✓	✓		Directly entered	2200	100	100
Gf1	1	✓	49.26	NetworkDefault	0.00	Normal			✓			100	100
Cc2	2	✓	91.58	CTM	0.00	Normal	✓	✓		Directly entered	2150	100	100
	3	✓	89.25	CTM	0.00	Normal	✓	✓		Directly entered	2050	100	100
	4	✓	88.96	CTM	0.00	Normal	✓	✓		Directly entered	2150	100	100
	5	✓	88.65	CTM	0.00	Normal	✓	✓		Directly entered	2050	100	100
E2	3	✓	53.28	CTM	0.00	Normal	✓	✓		Directly entered	2150	100	100
	4	✓	54.33	CTM	0.00	Normal	✓	✓		Directly entered	2050	100	100
TC5	2	✓	23.03	CTM	0.00	Normal	✓	✓		Sum of lanes	2263	100	100
	3	✓	23.02	CTM	0.00	Normal	✓	✓		Directly entered	2263	100	100
	4	✓	24.43	CTM	0.00	Normal	✓	✓		Sum of lanes	1800	100	100
TC9	1	✓	91.71	CTM	0.00	Normal	✓	✓		Directly entered	1925	100	100
	2	✓	92.11	CTM	0.00	Normal	✓	✓		Sum of lanes	1966	100	100
	3	✓	92.69	CTM	0.00	Normal	✓	✓		Sum of lanes	1947	100	100
TC35	1	✓	24.16	CTM	0.00	Normal	✓	✓		Directly entered	1900	100	100
TC36	1	✓	25.22	NetworkDefault	0.00	Normal	✓			Sum of lanes	1800	100	100
TC37	1	✓	44.32	CTM	0.00	Normal	✓	✓		Directly entered	1850	100	100
TC38	1	✓	21.32	CTM	0.00	Normal	✓		✓	Directly entered	1850	100	100
TC39	2	✓	35.24	CTM	0.00	Normal	✓			Directly entered	2263	100	100
	3	✓	33.28	CTM	0.00	Normal	✓			Directly entered	2263	100	100
TC40	2	✓	58.74	PDM	0.00	Normal						100	100
	3	✓	55.82	PDM	0.00	Normal						100	100

TC41	1	✓	54.63	CTM	0.00	Normal	✓	✓		Directly entered	1850	100	100
TC42	1	✓	23.35	NetworkDefault	0.00	Normal	✓	✓		Sum of lanes	1771	100	100
TC43	1	✓	51.77	NetworkDefault	0.00	Normal	✓			Sum of lanes	1800	100	100
47	1	✓	133.63	CTM	0.00	Normal	✓			Directly entered	1300	100	100
48	1	✓	55.12	NetworkDefault	0.00	Normal	✓			Sum of lanes	1965	100	100
49	1	✓	26.24	NetworkDefault	0.00	Normal	✓			Directly entered	1900	100	100
	2	✓	26.24	NetworkDefault	0.00	Normal	✓			Directly entered	1900	100	100
50	1	✓	48.15	NetworkDefault	0.00	Normal	✓			Sum of lanes	1900	100	100
51	1	✓	37.47	NetworkDefault	0.00	Normal	✓			Sum of lanes	1900	100	100
52	1		25.00	NetworkDefault	0.00	Normal	✓	✓		Sum of lanes	1800	100	100
53	1		200.00	NetworkDefault	0.00	Normal	✓	✓		Sum of lanes	1800	100	100
54	1		20.00	NetworkDefault	0.00	Normal	✓	✓		Sum of lanes	1800	100	100
55	1	✓	89.69	NetworkDefault	0.00	Normal	✓	✓		Sum of lanes	1800	100	100

Data entry - Link

Results - Pedestrian

Pedestrian Crossings: Pedestrian summary

Time Segment	Pedestrian crossing	Side	Calculated Flow Entering (Ped/hr)	Degree of saturation (%)	Actual green (s (per cycle))	Mean Delay Per Ped (s)	Mean max queue (Ped)
16:30-17:30	1	1	0	0	7	0.00	0.00
		2	0	0	7	0.00	0.00
	2	1	0	0	29	0.00	0.00
		2	0	0	29	0.00	0.00
	3	1	0	0	8	0.00	0.00
		2	0	0	8	0.00	0.00
	4	1	0	0	34	0.00	0.00
		2	0	0	34	0.00	0.00
	5	1	0	0	34	0.00	0.00
		2	0	0	34	0.00	0.00
	6	1	0	0	0	0.00	0.00
		2	0	0	0	0.00	0.00
	7	1	0	0	29	0.00	0.00
		2	0	0	29	0.00	0.00
	8	1	0	0	33	0.00	0.00
		2	0	0	33	0.00	0.00
	9	1	0	0	10	0.00	0.00
		2	0	0	10	0.00	0.00
	10	1	0	0	15	0.00	0.00
		2	0	0	15	0.00	0.00
	11	1	0	0	30	0.00	0.00
		2	0	0	30	0.00	0.00
	12	1	0	0	30	0.00	0.00
		2	0	0	30	0.00	0.00
	13	1	0	0	11	0.00	0.00
		2	0	0	11	0.00	0.00
	14	1	0	0	39	0.00	0.00
		2	0	0	39	0.00	0.00
	15	1	0	0	0	0.00	0.00
		2	0	0	0	0.00	0.00
	16	1	0	0	9	0.00	0.00
		2	0	0	9	0.00	0.00
	17	1	0	0	5	0.00	0.00
		2	0	0	5	0.00	0.00
	18	1	0	0	7	0.00	0.00
		2	0	0	7	0.00	0.00
	19	1	0	0	6	0.00	0.00
		2	0	0	6	0.00	0.00

Traffic Stream Results

Traffic Stream Results: Vehicle summary

Time Segment	Arm	Traffic Stream	Degree of saturation (%)	Practical reserve capacity (%)	Calculated flow entering (PCU/hr)	Calculated sat flow (PCU/hr)	Actual green (s (per cycle))	Mean Delay per Veh (s)	Mean max queue (PCU)	Utilised storage (%)	Weighted cost of delay (£ per hr)	Weighted cost of stops (£ per hr)	Performance Index (£ per hr)
	A	1	76	18	757	2050	28	19.35	7.62	58.81	57.78	14.96	72.75
		2	34	162	340	2050	28	12.72	2.87	21.46	17.05	5.70	22.75
		3	75	20	744	2050	28	11.71	4.19	30.65	34.34	8.11	42.45

16:30-17:30	Ac	4	55	65	541	2050	28	10.48	4.25	30.40	22.36	8.18	30.54
		1	85	6	734	2263	22	27.10	14.72	88.33	78.45	26.01	104.46
		2	35	160	262	2263	22	24.70	2.78	17.29	25.53	2.84	28.37
	Acf	3	49	83	426	2263	22	18.29	3.69	24.13	30.74	7.30	38.04
		1	44	104	996	2263	60	0.62	0.17	1.43	2.45	0.00	2.45
	Af	2	19	378	426	2263	60	0.18	0.02	0.18	0.31	0.00	0.31
		1	54	68	1097	2050	60	1.01	0.31	3.19	4.37	0.00	4.37
		2	36	148	744	2050	60	0.50	0.10	1.07	1.47	0.00	1.47
	B	3	26	241	541	2050	60	0.31	0.05	0.49	0.67	0.00	0.67
		1	60	50	246	2050	11	28.34	3.86	23.45	27.50	7.41	34.91
		2	86	5	368	2150	11	45.72	7.65	45.29	66.36	14.33	80.69
		3	84	8	345	2100	11	43.69	7.00	40.38	59.45	13.09	72.54
	Bc	4	64	41	261	2050	11	29.57	4.32	24.25	30.44	3.24	33.68
		1	53	70	689	2050	37	9.14	6.10	26.40	24.85	7.59	32.44
		2	79	14	1025	2050	37	18.84	16.11	70.47	76.14	21.46	97.60
	Bcf	3	46	95	599	2050	37	16.71	9.22	40.75	39.47	12.94	52.41
		1	66	37	1491	2263	60	1.53	0.63	5.82	9.01	0.00	9.01
		2	30	196	689	2263	60	0.35	0.07	0.61	0.95	0.00	0.95
		3	45	99	1025	2263	60	0.66	0.19	1.73	2.66	0.00	2.66
	Bf	4	26	240	599	2263	60	0.29	0.05	0.44	0.68	0.00	0.68
		1	34	164	614	1800	60	0.52	0.09	0.22	1.25	0.00	1.25
	C	2	34	167	606	1800	60	0.51	0.09	0.21	1.21	0.00	1.21
		1	94	-4	460	2100	13	62.79	12.38	58.75	113.94	8.49	122.43
		2	76	18	391	2200	13	32.44	7.06	33.18	50.02	5.16	55.18
	Cf	3	30	203	142	2050	13	20.56	1.96	9.04	11.51	1.47	12.99
		1	23	284	460	1965	60	0.28	0.04	0.14	0.51	0.00	0.51
	D	2	27	232	533	1965	60	0.34	0.05	0.20	0.72	0.00	0.72
		1	38	137	260	2050	19	17.28	3.45	36.03	17.72	6.64	24.36
		2	51	76	315	1850	19	20.32	4.33	45.26	25.25	8.37	33.62
	Dc	3	50	79	350	2250	19	19.85	4.99	51.37	27.40	9.67	37.07
		1	69	31	758	2100	31	13.34	6.82	77.44	39.88	13.84	53.73
		2	71	27	794	2100	31	15.65	7.79	91.91	49.02	15.04	64.07
		3	26	251	287	2100	31	14.67	2.79	34.24	16.59	5.48	22.07
	Dcf	4	36	150	403	2100	31	19.86	5.69	73.01	31.57	11.19	42.76
		1	53	70	1087	2050	60	0.99	0.30	2.60	4.24	0.00	4.24
		2	66	37	1269	2100	60	2.38	5.29	46.17	11.92	4.71	16.63
		3	51	76	794	2100	60	3.21	4.91	41.18	10.05	6.52	16.57
		4	14	559	287	2100	60	0.14	0.01	0.09	0.15	0.00	0.15
	Df	5	19	364	403	2100	60	0.23	2.34	20.13	0.36	0.27	0.63
		1	40	123	563	1900	43	3.91	3.58	10.28	8.68	2.50	11.18
Dxp	2	21	324	350	2250	43	2.82	1.78	5.11	3.90	1.25	5.14	
	1	76	19	1087	2050	41	4.67	2.64	32.53	20.02	4.88	24.90	
Ec	2	36	153	511	2050	41	0.79	0.18	2.12	1.58	0.33	1.91	
	1	43	110	553	2150	35	5.50	5.74	65.91	12.01	10.21	22.21	
	2	39	130	532	2263	35	7.99	4.94	58.67	16.76	9.40	26.16	
	3	38	136	518	2263	35	11.58	6.57	80.73	23.66	12.61	36.26	
Ecf	4	20	343	274	2250	35	1.14	0.40	5.00	1.24	0.77	2.00	
	1	54	66	850	2100	60	6.78	5.86	73.36	22.74	11.39	34.13	
	2	46	96	962	2100	60	0.72	0.19	2.40	2.75	0.00	2.75	
	3	23	283	532	2263	60	0.24	0.04	0.44	0.51	0.00	0.51	
Ef	4	36	147	823	2300	60	0.48	2.35	26.82	1.57	0.68	2.25	
	1	42	116	793	1900	60	0.68	0.15	0.67	2.12	0.00	2.12	
Exp	2	31	193	584	1900	60	0.42	0.07	0.31	0.97	0.00	0.97	
	1	61	48	850	2050	40	9.52	7.32	81.16	31.90	14.01	45.91	
F	2	29	208	409	2050	40	10.95	5.97	63.96	17.66	11.55	29.22	
	1	31	191	173	2100	15	19.02	2.39	16.13	12.98	4.20	17.18	
	2	48	89	267	2100	15	21.41	3.63	24.34	22.55	6.98	29.53	
		3	61	48	340	2100	15	24.18	5.13	33.81	32.43	9.30	41.73

Fc	1	46	96	623	2263	35	7.88	5.58	17.52	19.35	5.58	24.93
	2	46	95	609	2263	35	11.18	8.56	27.12	26.84	7.62	34.47
	3	57	57	779	2263	35	9.93	4.91	15.66	30.51	4.52	35.02
Ff	1	23	289	440	1900	60	0.29	0.03	0.07	0.50	0.00	0.50
	2	18	403	340	1900	60	0.21	0.02	0.04	0.28	0.00	0.28
G	1	76	19	343	2050	13	47.76	7.90	29.09	64.62	7.06	71.68
	2	59	52	272	2050	13	42.82	7.39	27.83	45.94	9.34	55.27
Gf	1	17	444	339	2050	60	0.17	2.34	34.53	0.23	0.03	0.26
	2	12	653	245	2050	60	0.12	2.33	34.80	0.12	0.02	0.13
xA	1	31	189	706	2263	60	0.36	0.07	0.18	1.00	0.00	1.00
	2	29	207	663	2263	60	0.33	0.06	0.15	0.86	0.00	0.86
xB	1	0	Unrestricted	1320	Unrestricted	60	0.00	0.00	0.00	0.00	0.00	0.00
xC	1	100	-10	701	1900	60	82.21	26.98	134.23	227.46	30.97	258.43
	2	77	16	600	1900	60	13.27	8.29	41.09	31.40	13.69	45.09
xD	1	0	Unrestricted	1087	Unrestricted	60	0.00	0.00	0.00	0.00	0.00	0.00
	2	0	Unrestricted	511	Unrestricted	60	0.00	0.00	0.00	0.00	0.00	0.00
xE	1	0	Unrestricted	850	Unrestricted	60	0.00	0.00	0.00	0.00	0.00	0.00
	2	0	Unrestricted	409	Unrestricted	60	0.00	0.00	0.00	0.00	0.00	0.00
xF	1	0	Unrestricted	659	Unrestricted	60	0.00	0.00	0.00	0.00	0.00	0.00
Cc1	1	61	48	686	2050	32	12.26	8.19	49.16	33.18	15.93	49.12
E1	1	56	60	288	2050	14	24.11	4.12	29.60	27.39	7.92	35.31
	2	92	-2	505	2200	14	51.90	11.57	83.17	103.38	21.05	124.43
Gf1	1	5	1805	31	656	60	0.14	0.00	0.01	0.02	0.00	0.02
Cc2	2	84	7	1000	2150	33	19.15	14.49	90.97	75.50	26.36	101.86
	3	54	67	625	2050	33	4.85	2.55	16.41	11.96	2.94	14.90
	4	79	14	961	2150	33	14.53	11.10	71.76	55.06	17.22	72.27
	5	22	301	261	2050	33	0.45	0.03	0.21	0.46	0.00	0.46
E2	3	65	39	339	2150	14	26.43	5.30	57.17	35.34	9.77	45.10
	4	48	88	245	2050	14	22.37	3.42	36.16	21.62	6.57	28.19
TC5	2	43	109	649	2263	38	4.01	2.75	68.75	10.26	2.07	12.33
	3	44	105	663	2263	38	4.06	2.68	66.99	10.61	2.02	12.63
	4	0	-100	0	0	0	0.00	0.00	0.00	0.00	0.00	0.00
TC9	1	100	-10	963	1925	27	86.06	30.97	194.18	326.72	21.02	347.74
	2	73	23	721	1966	27	16.82	9.74	60.78	47.84	6.95	54.79
	3	41	120	398	1947	27	10.71	3.90	24.19	16.81	2.93	19.75
TC35	1	4	1907	57	1900	38	1.45	0.12	2.78	0.32	0.09	0.41
TC36	1	20	355	356	1800	60	0.25	0.02	0.56	0.35	0.00	0.35
TC37	1	5	1673	72	1850	45	1.82	0.28	3.65	0.52	0.59	1.10
TC38	1	15	492	72	473	60	2.91	2.43	65.52	0.83	0.98	1.81
TC39	2	29	214	649	2263	60	0.32	0.06	0.94	0.82	0.00	0.82
	3	29	207	663	2263	60	0.33	0.06	1.05	0.86	0.00	0.86
TC40	2	0	Unrestricted	721	Unrestricted	60	0.00	0.00	0.00	0.00	0.00	0.00
	3	0	Unrestricted	663	Unrestricted	60	0.00	0.00	0.00	0.00	0.00	0.00
TC41	1	77	17	284	1850	11	38.05	5.16	54.28	42.63	10.62	53.25
TC42	1	0	-100	0	0	0	0.00	0.00	0.00	0.00	0.00	0.00
TC43	1	0	Unrestricted	0	1800	60	0.00	0.00	0.00	0.00	0.00	0.00
47	1	100	-10	1300	1300	60	48.58	17.54	75.48	249.09	0.00	249.09
48	1	51	78	993	1965	60	0.93	0.26	2.69	3.66	0.00	3.66
49	1	112	-19	1093	1900	60	212.33	77.17	1690.78	915.42	34.08	949.50
	2	59	53	1119	1900	60	1.35	0.42	9.22	5.98	0.00	5.98
50	1	64	40	1220	1900	60	1.69	0.57	6.85	8.15	0.00	8.15
51	1	41	119	780	1900	60	0.66	0.14	2.19	2.03	0.00	2.03
52	1	113	-20	1491	1800	43	228.69	110.89	2550.42	1345.05	47.70	1392.75
53	1	5	1700	12	1800	7	23.36	0.17	0.50	1.11	0.13	1.23
54	1	49	84	659	1800	44	2.42	6.09	175.20	6.30	3.00	9.30
55	1	7	1240	16	1800	7	14.44	0.20	1.30	0.92	0.14	1.06

Traffic Stream Results: Flows and signals

Time Segment	Arm	Traffic Stream	Calculated flow entering (PCU/hr)	Calculated flow out (PCU/hr)	Flow discrepancy (PCU/hr)	Adjusted flow warning	Calculated sat flow (PCU/hr)	Calculated capacity (PCU/hr)	Degree of saturation (%)	DOS Threshold exceeded	Practical reserve capacity (%)	Mean modulus of error	Actual green (s per cycle)
A		1	757	757	77	✓	2050	991	76		18	0.74	28
		2	340	340	35	✓	2050	991	34		162	0.79	28
		3	744	744	2	✓	2050	991	75		20	0.95	28
		4	541	541	-1		2050	991	55		65	0.86	28
Ac		1	734	734	-1		2263	867	85		6	1.10	22
		2	262	262	0		2263	757	35		160	1.47	22
		3	426	426	0	✓	2263	867	49		83	1.11	22
Acf		1	996	996	-1		2263	2263	44		104	0.82	60
		2	426	426	0	✓	2263	2263	19		378	1.11	60
Af		1	1097	1097	112	✓	2050	2050	54		68	0.75	60
		2	744	744	2	✓	2050	2050	36		148	0.95	60
		3	541	541	-1		2050	2050	26		241	0.86	60
B		1	246	246	0		2050	410	60		50	0.00	11
		2	368	368	0		2150	430	86		5	0.00	11
		3	345	345	0		2100	413	84		8	0.00	11
		4	261	261	-1		2050	410	64		41	0.00	11
Bc		1	689	689	35	✓	2050	1298	53		70	0.97	37
		2	1025	1025	2	✓	2050	1298	79		14	0.78	37
		3	599	599	0		2050	1298	46		95	1.13	37
Bcf		1	1491	1491	76	✓	2263	2263	66		37	0.47	60
		2	689	689	35	✓	2263	2263	30		196	0.97	60
		3	1025	1025	2	✓	2263	2263	45		99	0.78	60
		4	599	599	0		2263	2263	26		240	1.13	60
Bf		1	614	614	0		1800	1800	34		164	0.00	60
		2	606	606	-1		1800	1800	34		167	0.00	60
C		1	460	460	0		2100	490	94	✓	-4	0.00	13
		2	391	391	0		2200	513	76		18	0.00	13
		3	142	142	0		2050	478	30		203	0.00	13
Cf		1	460	460	0		1965	1965	23		284	0.00	60
		2	533	533	0		1965	1965	27		232	0.00	60
D		1	260	260	0		2050	683	38		137	0.53	19
		2	315	315	0		1850	617	51		76	0.53	19
		3	350	350	0		2250	696	50		79	0.53	19
Dc		1	758	758	0		2100	1104	69		31	0.65	31
		2	794	794	0		2100	1120	71		27	0.76	31
		3	287	287	0		2100	1120	26		251	1.15	31
		4	403	403	-1		2100	1120	36		150	1.40	31
Dcf		1	1087	1087	6	✓	2050	2050	53		70	0.77	60
		2	1269	1269	0	✓	2100	1930	66		37	0.56	60
		3	794	794	0		2100	1556	51		76	0.76	60
		4	287	287	0		2100	2100	14		559	1.15	60
		5	403	403	-1		2100	2079	19		364	1.41	60
Df		1	563	563	0		1900	1393	40		123	0.00	43
		2	350	350	0		2250	1650	21		324	0.00	43
Dxp		1	1087	1087	6	✓	2050	1435	76		19	0.69	41
		2	511	511	0	✓	2050	1435	36		153	0.93	41
Ec		1	553	553	0		2150	1290	43		110	1.06	35
		2	532	532	0		2263	1358	39		130	1.04	35
		3	518	518	-1		2263	1358	38		136	1.17	35
		4	274	274	-1		2250	1350	20		343	1.34	35
Ecf		1	850	850	0		2100	1569	54		66	0.91	60
		2	962	962	0		2100	2100	46		96	0.93	60
		3	532	532	0		2263	2263	23		283	1.04	60
		4	823	823	-1		2300	2257	36		147	1.15	60

16:30-17:30	Ef	1	793	793	-1	✓	1900	1900	42		116	0.00	60
		2	584	584	0		1900	1900	31		193	0.00	60
	Exp	1	850	850	0		2050	1401	61		48	0.83	40
		2	409	409	0		2050	1401	29		208	1.23	40
	F	1	173	173	0		2100	560	31		191	0.00	15
		2	267	267	0		2100	560	48		89	0.00	15
		3	340	340	1		2100	560	61		48	0.00	15
	Fc	1	623	623	0		2263	1358	46		96	1.06	35
		2	609	609	-1		2263	1316	46		95	0.99	35
		3	779	779	-2	✓	2263	1358	57		57	1.09	35
	Ff	1	440	440	0		1900	1900	23		289	0.00	60
		2	340	340	1		1900	1900	18		403	0.00	60
	G	1	343	343	0		2050	453	76		19	1.48	13
		2	272	272	0		2050	458	59		52	1.33	13
	Gf	1	339	339	0		2050	2050	17		444	1.50	60
		2	245	245	0		2050	2050	12		653	1.50	60
	xA	1	706	706	0		2263	2263	31		189	0.94	60
		2	663	663	0		2263	2263	29		207	1.15	60
	xB	1	1320	1320	247	✓	Unrestricted	Unrestricted	0		Unrestricted	0.47	60
	xC	1	701	700	15	✓	1900	700	100	✓	-10	0.90	60
		2	600	600	15	✓	1900	775	77		16	0.97	60
	xD	1	1087	1087	6	✓	Unrestricted	Unrestricted	0		Unrestricted	0.62	60
		2	511	511	0	✓	Unrestricted	Unrestricted	0		Unrestricted	0.77	60
	xE	1	850	850	0		Unrestricted	Unrestricted	0		Unrestricted	0.91	60
		2	409	409	0		Unrestricted	Unrestricted	0		Unrestricted	1.22	60
	xF	1	659	659	0		Unrestricted	Unrestricted	0		Unrestricted	0.65	60
	Cc1	1	686	686	30	✓	2050	1128	61		48	1.17	32
	E1	1	288	288	0		2050	513	56		60	0.00	14
		2	505	505	-1	✓	2200	550	92	✓	-2	0.00	14
	Gf1	1	31	31	0		656	656	5		1805	1.43	60
	Cc2	2	1000	1000	6	✓	2150	1185	84		7	0.62	33
		3	625	625	0		2050	1162	54		67	1.09	33
		4	961	961	0	✓	2150	1216	79		14	0.74	33
		5	261	261	-1		2050	1162	22		301	1.60	33
	E2	3	339	339	0		2150	524	65		39	0.00	14
		4	245	245	0		2050	512	48		88	0.00	14
	TC5	2	649	649	0		2263	1509	43		109	0.94	38
		3	663	663	0		2263	1509	44		105	1.15	38
		4	0	0	0		0	0	0		-100	0.00	0
		1	963	963	112	✓	1925	963	100	✓	-10	0.81	27
	TC9	2	721	721	0		1966	983	73		23	0.00	27
		3	398	398	0		1947	974	41		120	0.00	27
	TC35	1	57	57	0		1900	1267	4		1907	1.04	38
	TC36	1	356	356	0		1800	1800	20		355	0.00	60
	TC37	1	72	72	0		1850	1418	5		1673	0.00	45
	TC38	1	72	72	0		473	473	15		492	0.47	60
	TC39	2	649	649	0		2263	2263	29		214	1.18	60
		3	663	663	0		2263	2263	29		207	1.36	60
	TC40	2	721	721	0		Unrestricted	Unrestricted	0		Unrestricted	0.87	60
		3	663	663	0		Unrestricted	Unrestricted	0		Unrestricted	1.17	60
TC41	1	284	284	0		1850	370	77		17	0.00	11	
TC42	1	0	0	0		0	0	0		-100	0.00	0	
TC43	1	0	0	0		1800	1800	0		Unrestricted	0.00	60	
47	1	1300	1300	31	✓	1300	1300	100	✓	-10	0.00	60	
48	1	993	993	0		1965	1965	51		78	0.00	60	
49	1	1093	979	-1	✓	1900	979	112	✓	-19	0.00	60	
	2	1119	1119	0		1900	1900	59		53	0.00	60	
50	1	1220	1220	-1		1900	1900	64		40	0.00	60	

51	1	780	780	1		1900	1900	41		119	0.00	60
52	1	1491	1320	76	✓	1800	1320	113	✓	-20	0.40	43
53	1	12	12	0		1800	240	5		1700	0.00	7
54	1	659	659	0		1800	1350	49		84	0.92	44
55	1	16	16	2	✓	1800	240	7		1240	0.74	7

Traffic Stream Results: Stops and delays

Time Segment	Arm	Traffic Stream	Mean Cruise Time per Veh (s)	Mean Delay per Veh (s)	Total delay (PCU-hr/hr)	Weighted cost of delay (£ per hr)	Mean stops per Veh (%)	Total stops (Stops per hr)	Weighted cost of stops (£ per hr)
A	A	1	5.59	19.35	4.07	57.78	61.58	466.19	14.96
		2	5.77	12.72	1.20	17.05	52.21	177.50	5.70
		3	5.90	11.71	2.42	34.34	33.97	252.64	8.11
		4	6.03	10.48	1.57	22.36	47.14	254.93	8.18
	Ac	1	7.19	27.10	5.52	78.45	110.40	810.30	26.01
		2	9.50	24.70	1.80	25.53	63.59	166.61	2.84
		3	6.60	18.29	2.16	30.74	53.38	227.41	7.30
	Acf	1	5.22	0.62	0.17	2.45	0.00	0.00	0.00
		2	7.24	0.18	0.02	0.31	0.00	0.00	0.00
	Af	1	6.66	1.01	0.31	4.37	0.00	0.00	0.00
		2	6.66	0.50	0.10	1.47	0.00	0.00	0.00
		3	6.69	0.31	0.05	0.67	0.00	0.00	0.00
B	1	7.10	28.34	1.94	27.50	93.88	230.94	7.41	
	2	7.29	45.72	4.67	66.36	121.28	446.32	14.33	
	3	7.48	43.69	4.19	59.45	118.20	407.80	13.09	
	4	12.29	29.57	2.14	30.44	98.89	258.11	3.24	
Bc	1	11.96	9.14	1.75	24.85	49.40	340.33	7.59	
	2	11.83	18.84	5.36	76.14	93.95	962.72	21.46	
	3	11.71	16.71	2.78	39.47	96.94	580.45	12.94	
Bcf	1	4.34	1.53	0.63	9.01	0.00	0.00	0.00	
	2	5.32	0.35	0.07	0.95	0.00	0.00	0.00	
	3	5.87	0.66	0.19	2.66	0.00	0.00	0.00	
	4	6.33	0.29	0.05	0.68	0.00	0.00	0.00	
Bf	1	27.34	0.52	0.09	1.25	0.00	0.00	0.00	
	2	27.41	0.51	0.09	1.21	0.00	0.00	0.00	
C	1	14.54	62.79	8.02	113.94	147.21	677.18	8.49	
	2	14.68	32.44	3.52	50.02	105.26	411.58	5.16	
	3	14.92	20.56	0.81	11.51	82.62	117.33	1.47	
Cf	1	17.35	0.28	0.04	0.51	0.00	0.00	0.00	
	2	17.50	0.34	0.05	0.72	0.00	0.00	0.00	
D	1	4.13	17.28	1.25	17.72	79.51	206.73	6.64	
	2	4.13	20.32	1.78	25.25	82.82	260.89	8.37	
	3	4.19	19.85	1.93	27.40	86.06	301.21	9.67	
Dc	1	3.80	13.34	2.81	39.88	56.91	431.29	13.84	
	2	3.65	15.65	3.45	49.02	59.03	468.70	15.04	
	3	3.51	14.67	1.17	16.59	59.51	170.66	5.48	
	4	3.36	19.86	2.22	31.57	86.51	348.65	11.19	
Dcf	1	4.95	0.99	0.30	4.24	0.00	0.00	0.00	
	2	4.94	2.38	0.84	11.92	11.57	146.79	4.71	
	3	5.40	3.21	0.71	10.05	26.93	213.83	6.52	
	4	6.76	0.14	0.01	0.15	0.00	0.00	0.00	
	5	5.02	0.23	0.03	0.36	2.11	8.49	0.27	
Df	1	24.00	3.91	0.61	8.68	35.36	199.08	2.50	
	2	24.00	2.82	0.27	3.90	28.41	99.42	1.25	
Dxp	1	3.50	4.67	1.41	20.02	14.00	152.10	4.88	
	2	3.65	0.79	0.11	1.58	1.98	10.14	0.33	
Ec	1	3.76	5.50	0.85	12.01	57.51	318.01	10.21	
	2	3.63	7.99	1.18	16.76	55.05	292.75	9.40	
	3	3.51	11.58	1.67	23.66	75.83	392.79	12.61	

16:30-17:30		4	3.44	1.14	0.09	1.24	8.74	23.95	0.77
	Ecf	1	3.45	6.78	1.60	22.74	41.77	354.95	11.39
		2	3.48	0.72	0.19	2.75	0.00	0.00	0.00
		3	3.52	0.24	0.04	0.51	0.00	0.00	0.00
		4	3.97	0.48	0.11	1.57	2.70	22.26	0.68
	Ef	1	15.31	0.68	0.15	2.12	0.00	0.00	0.00
		2	15.31	0.42	0.07	0.97	0.00	0.00	0.00
	Exp	1	3.89	9.52	2.25	31.90	51.36	436.43	14.01
		2	4.03	10.95	1.24	17.66	87.99	359.87	11.55
	F	1	6.38	19.02	0.91	12.98	75.71	130.98	4.20
		2	6.43	21.41	1.59	22.55	81.46	217.50	6.98
		3	6.54	24.18	2.28	32.43	85.19	289.64	9.30
	Fc	1	19.10	7.88	1.36	19.35	53.78	334.91	5.58
		2	18.92	11.18	1.89	26.84	75.20	457.98	7.62
		3	19.67	9.93	2.15	30.51	38.02	296.15	4.52
	Ff	1	33.09	0.29	0.03	0.50	0.00	0.00	0.00
		2	33.05	0.21	0.02	0.28	0.00	0.00	0.00
	G	1	16.06	47.76	4.55	64.62	120.64	413.78	7.06
		2	11.45	42.82	3.24	45.94	106.92	290.83	9.34
	Gf	1	2.92	0.17	0.02	0.23	0.29	0.99	0.03
		2	2.88	0.12	0.01	0.12	0.21	0.51	0.02
	xA	1	17.22	0.36	0.07	1.00	0.00	0.00	0.00
		2	17.25	0.33	0.06	0.86	0.00	0.00	0.00
	xB	1	6.79	0.00	0.00	0.00	0.00	0.00	0.00
	xC	1	8.67	82.21	16.02	227.46	137.80	964.85	30.97
		2	8.70	13.27	2.21	31.40	71.10	426.46	13.69
	xD	1	9.13	0.00	0.00	0.00	0.00	0.00	0.00
		2	9.21	0.00	0.00	0.00	0.00	0.00	0.00
	xE	1	13.04	0.00	0.00	0.00	0.00	0.00	0.00
		2	13.04	0.00	0.00	0.00	0.00	0.00	0.00
	xF	1	12.06	0.00	0.00	0.00	0.00	0.00	0.00
	Cc1	1	6.55	12.26	2.34	33.18	59.01	404.95	15.93
	E1	1	6.00	24.11	1.93	27.39	85.64	246.65	7.92
		2	6.00	51.90	7.28	103.38	129.85	655.72	21.05
	Gf1	1	3.69	0.14	0.00	0.02	0.00	0.00	0.00
	Cc2	2	6.68	19.15	5.32	75.50	73.87	738.51	26.36
		3	7.10	4.85	0.84	11.96	15.41	96.25	2.94
		4	6.57	14.53	3.88	55.06	51.26	492.51	17.22
		5	7.98	0.45	0.03	0.46	0.00	0.00	0.00
	E2	3	4.00	26.43	2.49	35.34	89.74	304.23	9.77
		4	4.07	22.37	1.52	21.62	83.59	204.78	6.57
	TC5	2	2.76	4.01	0.72	10.26	25.45	165.19	2.07
		3	2.76	4.06	0.75	10.61	24.26	160.87	2.02
		4	0.00	0.00	0.00	0.00	0.00	0.00	0.00
	TC9	1	11.00	86.06	23.01	326.72	174.18	1676.46	21.02
		2	11.05	16.82	3.37	47.84	76.91	554.52	6.95
3		11.12	10.71	1.18	16.81	58.78	233.94	2.93	
TC35	1	2.90	1.45	0.02	0.32	12.32	7.00	0.09	
TC36	1	3.03	0.25	0.02	0.35	0.00	0.00	0.00	
TC37	1	3.19	1.82	0.04	0.52	23.45	16.88	0.59	
TC38	1	1.53	2.91	0.06	0.83	39.04	28.11	0.98	
TC39	2	2.54	0.32	0.06	0.82	0.00	0.00	0.00	
	3	2.40	0.33	0.06	0.86	0.00	0.00	0.00	
TC40	2	4.23	0.00	0.00	0.00	0.00	0.00	0.00	
	3	4.02	0.00	0.00	0.00	0.00	0.00	0.00	
TC41	1	3.93	38.05	3.00	42.63	107.36	304.90	10.62	
TC42	1	0.00	0.00	0.00	0.00	0.00	0.00	0.00	
TC43	1	0.00	0.00	0.00	0.00	0.00	0.00	0.00	

47	1	16.04	48.58	17.54	249.09	0.00	0.00	0.00
48	1	6.61	0.93	0.26	3.66	0.00	0.00	0.00
49	1	3.15	212.33	64.47	915.42	277.73	2717.90	34.08
	2	3.15	1.35	0.42	5.98	0.00	0.00	0.00
50	1	5.78	1.69	0.57	8.15	0.00	0.00	0.00
51	1	4.50	0.66	0.14	2.03	0.00	0.00	0.00
52	1	3.00	228.69	94.72	1345.05	288.17	3803.87	47.70
53	1	24.00	23.36	0.08	1.11	85.35	10.24	0.13
54	1	2.40	2.42	0.44	6.30	36.32	239.38	3.00
55	1	10.76	14.44	0.06	0.92	71.41	11.51	0.14

Traffic Stream Results: Queues and blocking

Time Segment	Arm	Traffic Stream	Initial queue (PCU)	Mean max queue (PCU)	Max queue storage (PCU)	Utilised storage (%)	Excess queue penalty (£ per hr)	Wasted time total (s (per cycle))	Estimated blocking
	A	1	0.00	7.62	12.96	58.81	0.00	0.00	
		2	0.00	2.87	13.37	21.46	0.00	7.00	
		3	0.00	4.19	13.67	30.65	0.00	6.00	
		4	0.00	4.25	13.97	30.40	0.00	6.00	
	Ac	1	0.00	14.72	16.66	88.33	0.00	3.00	
		2	0.00	2.78	16.06	17.29	0.00	15.92	
		3	0.00	3.69	15.30	24.13	0.00	5.00	
	Acf	1	0.00	0.17	12.10	1.43	0.00	13.00	
		2	0.00	0.02	12.25	0.18	0.00	30.00	
	Af	1	0.00	0.31	9.66	3.19	0.00	17.00	
		2	0.00	0.10	9.66	1.07	0.00	21.00	
		3	0.00	0.05	9.69	0.49	0.00	17.00	
	B	1	0.00	3.86	16.46	23.45	0.00	0.00	
		2	0.00	7.65	16.90	45.29	0.00	0.00	
		3	0.00	7.00	17.34	40.38	0.00	0.21	
		4	0.00	4.32	17.81	24.25	0.00	0.00	
	Bc	1	0.00	6.10	23.10	26.40	0.00	17.00	
		2	0.00	16.11	22.87	70.47	0.00	5.00	
		3	0.00	9.22	22.63	40.75	0.00	16.00	
	Bcf	1	0.00	0.63	10.90	5.82	0.00	60.00	
		2	0.00	0.07	10.98	0.61	0.00	27.00	
		3	0.00	0.19	10.84	1.73	0.00	19.00	
		4	0.00	0.05	10.83	0.44	0.00	27.00	
	Bf	1	0.00	0.09	39.62	0.22	0.00	0.00	
		2	0.00	0.09	39.73	0.21	0.00	0.00	
	C	1	0.00	12.38	21.07	58.75	0.00	0.00	
		2	0.00	7.06	21.28	33.18	0.00	0.00	
		3	0.00	1.96	21.63	9.04	0.00	0.00	
	Cf	1	0.00	0.04	25.15	0.14	0.00	0.00	
		2	0.00	0.05	25.37	0.20	0.00	0.00	
	D	1	0.00	3.45	9.57	36.03	0.00	4.00	
		2	0.00	4.33	9.57	45.26	0.00	4.00	
		3	0.00	4.99	9.71	51.37	0.00	5.44	
	Dc	1	0.00	6.82	8.81	77.44	0.00	3.46	
		2	0.00	7.79	8.47	91.91	0.00	6.00	
		3	0.00	2.79	8.14	34.24	0.00	11.00	
		4	0.00	5.69	7.80	73.01	0.00	14.00	
	Dcf	1	0.00	0.30	11.47	2.60	0.00	14.00	
		2	0.00	5.29	11.46	46.17	0.00	18.85	
		3	0.00	4.91	11.93	41.18	0.00	25.53	
		4	0.00	0.01	11.60	0.09	0.00	31.00	
		5	0.00	2.34	11.64	20.13	0.00	34.59	
	Df	1	0.00	3.58	34.78	10.28	0.00	0.00	
		2	0.00	1.78	34.78	5.11	0.00	0.00	

16:30-17:30	Dxp	1	0.00	2.64	8.11	32.53	0.00	1.00	
		2	0.00	0.18	8.46	2.12	0.00	5.00	
	Ec	1	0.00	5.74	8.71	65.91	0.00	10.00	
		2	0.00	4.94	8.42	58.67	0.00	11.00	
		3	0.00	6.57	8.13	80.73	0.00	10.00	
		4	0.00	0.40	7.99	5.00	0.00	20.00	
	Ecf	1	0.00	5.86	7.99	73.36	0.00	23.16	
		2	0.00	0.19	8.06	2.40	0.00	18.00	
		3	0.00	0.04	8.16	0.44	0.00	23.00	
		4	0.00	2.35	8.76	26.82	0.00	27.11	
	Ef	1	0.00	0.15	22.18	0.67	0.00	0.00	
		2	0.00	0.07	22.18	0.31	0.00	0.00	
	Exp	1	0.00	7.32	9.01	81.16	0.00	4.00	
		2	0.00	5.97	9.34	63.96	0.00	27.00	
	F	1	0.00	2.39	14.80	16.13	0.00	0.00	
		2	0.00	3.63	14.91	24.34	0.00	0.00	
		3	0.00	5.13	15.17	33.81	0.00	0.00	
	Fc	1	0.00	5.58	31.86	17.52	0.00	6.00	
		2	0.00	8.56	31.56	27.12	0.00	7.10	
		3	0.00	4.91	31.35	15.66	0.00	6.00	
	Ff	1	0.00	0.03	47.95	0.07	0.00	0.00	
		2	0.00	0.02	47.89	0.04	0.00	0.00	
	G	1	0.00	7.90	27.16	29.09	0.00	3.73	
		2	0.00	7.39	26.54	27.83	0.00	5.59	
	Gf	1	0.00	2.34	6.76	34.53	0.00	45.00	
		2	0.00	2.33	6.69	34.80	0.00	45.00	
	xA	1	0.00	0.07	39.94	0.18	0.00	14.00	
		2	0.00	0.06	39.99	0.15	0.00	26.00	
	xB	1	0.00	0.00	9.83	0.00	0.00	8.00	
	xC	1	0.00	26.98	20.10	134.23	0.00	37.89	
		2	0.00	8.29	20.17	41.09	0.00	39.53	
	xD	1	0.00	0.00	21.17	0.00	0.00	12.00	
		2	0.00	0.00	21.35	0.00	0.00	15.00	
	xE	1	0.00	0.00	30.24	0.00	0.00	19.00	
		2	0.00	0.00	30.23	0.00	0.00	33.00	
	xF	1	0.00	0.00	17.48	0.00	0.00	8.00	
	Cc1	1	0.00	8.19	16.67	49.16	0.00	10.00	
	E1	1	0.00	4.12	13.91	29.60	0.00	0.00	
		2	0.00	11.57	13.91	83.17	0.00	0.00	
	Gf1	1	0.00	0.00	8.57	0.01	0.00	48.00	
		2	0.00	14.49	15.93	90.97	0.00	2.93	
		3	0.00	2.55	15.52	16.41	0.00	8.00	
		4	0.00	11.10	15.47	71.76	0.00	4.06	
		5	0.00	0.03	15.42	0.21	0.00	22.00	
	E2	3	0.00	5.30	9.27	57.17	0.00	0.37	
		4	0.00	3.42	9.45	36.16	0.00	0.00	
	TC5	2	0.00	2.75	4.01	68.75	0.00	6.00	
		3	0.00	2.68	4.00	66.99	0.00	18.00	
		4	0.00	0.00	4.25	0.00	0.00	0.00	
	TC9	1	0.00	30.97	15.95	194.18	0.00	0.00	
2		0.00	9.74	16.02	60.78	0.00	0.00		
3		0.00	3.90	16.12	24.19	0.00	0.00		
TC35	1	0.00	0.12	4.20	2.78	0.00	26.00		
TC36	1	0.00	0.02	4.39	0.56	0.00	0.00		
TC37	1	0.00	0.28	7.71	3.65	0.00	0.00		
TC38	1	0.00	2.43	3.71	65.52	0.00	14.00		
TC39	2	0.00	0.06	6.13	0.94	0.00	26.00		
	3	0.00	0.06	5.79	1.05	0.00	38.00		

TC40	2	0.00	0.00	10.22	0.00	0.00	13.00	
	3	0.00	0.00	9.71	0.00	0.00	29.00	
TC41	1	0.00	5.16	9.50	54.28	0.00	0.00	
TC42	1	0.00	0.00	4.06	0.00	0.00	0.00	
TC43	1	0.00	0.00	9.00	0.00	0.00	60.00	
47	1	0.00	17.54	23.24	75.48	0.00	0.00	
48	1	0.00	0.26	9.59	2.69	0.00	0.00	
49	1	0.00	77.17	4.56	1690.78	0.00	29.10	
	2	0.00	0.42	4.56	9.22	0.00	0.00	
50	1	0.00	0.57	8.37	6.85	0.00	0.00	
51	1	0.00	0.14	6.52	2.19	0.00	0.00	
52	1	0.00	110.89	4.35	2550.42	0.00	0.00	
53	1	0.00	0.17	34.78	0.50	0.00	7.00	
54	1	0.00	6.09	3.48	175.20	0.00	7.00	
55	1	0.00	0.20	15.60	1.30	0.00	7.00	

Traffic Stream Results: Advanced

Time Segment	Arm	Traffic Stream	Degree of saturation penalty (£ per hr)	Ped gap accepting penalty (£ per hr)	Warmed up	Mean Max Queue EoTS (PCU)	Max End of Green Queue EoTS (PCU)	Max End of Red Queue EoTS (PCU)	PCU Factor	Cost of traffic penalties (£ per hr)	Performance Index (£ per hr)
	A	1	0.00	0.00	✓	7.63	1.23	7.63	1.00	0.00	72.75
		2	0.00	0.00	✓	2.87	0.09	2.87	1.00	0.00	22.75
		3	0.00	0.00	✓	4.20	1.12	4.19	1.00	0.00	42.45
		4	0.00	0.00	✓	4.25	0.33	4.22	1.00	0.00	30.54
	Ac	1	0.00	0.00	✓	14.77	2.27	10.53	1.00	0.00	104.46
		2	0.00	0.00	✓	2.78	0.83	2.78	1.00	0.00	28.37
		3	0.00	0.00	✓	3.69	0.24	3.69	1.00	0.00	38.04
	Acf	1	0.00	0.00	✓	0.17			1.00	0.00	2.45
		2	0.00	0.00	✓	0.02			1.00	0.00	0.31
	Af	1	0.00	0.00	✓	0.31			1.00	0.00	4.37
		2	0.00	0.00	✓	0.10			1.00	0.00	1.47
		3	0.00	0.00	✓	0.05			1.00	0.00	0.67
	B	1	0.00	0.00	✓	3.86	0.45	3.80	1.00	0.00	34.91
		2	0.00	0.00	✓	7.76	2.41	7.52	1.00	0.00	80.69
		3	0.00	0.00	✓	7.08	2.05	6.82	1.00	0.00	72.54
		4	0.00	0.00	✓	4.32	0.55	4.18	1.00	0.00	33.68
	Bc	1	0.00	0.00	✓	6.10	0.30	5.12	1.00	0.00	32.44
		2	0.00	0.00	✓	16.12	1.47	13.05	1.00	0.00	97.60
		3	0.00	0.00	✓	9.22	0.20	8.73	1.00	0.00	52.41
	Bcf	1	0.00	0.00	✓	0.64			1.00	0.00	9.01
2		0.00	0.00	✓	0.07			1.00	0.00	0.95	
3		0.00	0.00	✓	0.19			1.00	0.00	2.66	
4		0.00	0.00	✓	0.05			1.00	0.00	0.68	
Bf	1	0.00	0.00	✓	0.09			1.00	0.00	1.25	
	2	0.00	0.00	✓	0.09			1.00	0.00	1.21	
C	1	0.00	0.00	✓	13.12	5.87	12.26	1.00	0.00	122.43	
	2	0.00	0.00	✓	7.08	1.20	6.52	1.00	0.00	55.18	
	3	0.00	0.00	✓	1.96	0.06	1.92	1.00	0.00	12.99	
Cf	1	0.00	0.00	✓	0.04			1.00	0.00	0.51	
	2	0.00	0.00	✓	0.05			1.00	0.00	0.72	
D	1	0.00	0.00	✓	3.45	0.12	3.37	1.00	0.00	24.36	
	2	0.00	0.00	✓	4.33	0.27	4.25	1.00	0.00	33.62	
	3	0.00	0.00	✓	4.99	0.25	4.63	1.00	0.00	37.07	
Dc	1	0.00	0.00	✓	6.83	0.75	5.77	1.00	0.00	53.73	
	2	0.00	0.00	✓	7.79	0.86	7.76	1.00	0.00	64.07	
	3	0.00	0.00	✓	2.79	0.04	2.79	1.00	0.00	22.07	
	4	0.00	0.00	✓	5.69	0.10	4.45	1.00	0.00	42.76	
		1	0.00	0.00	✓	0.30			1.00	0.00	4.24

16:30-17:30	Dcf	2	0.00	0.00	✓	5.29			1.00	0.00	16.63	
		3	0.00	0.00	✓	4.91			1.00	0.00	16.57	
		4	0.00	0.00	✓	0.01			1.00	0.00	0.15	
		5	0.00	0.00	✓	2.34			1.00	0.00	0.63	
	Df	1	0.00	0.00	✓	3.58	0.14	2.64	1.00	0.00	11.18	
		2	0.00	0.00	✓	1.78	0.03	1.58	1.00	0.00	5.14	
	Dxp	1	0.00	0.00	✓	2.64	1.17	2.63	1.00	0.00	24.90	
		2	0.00	0.00	✓	0.18	0.10	0.18	1.00	0.00	1.91	
			1	0.00	0.00	✓	5.74	0.16	4.48	1.00	0.00	22.21
	←											
			3	0.00	0.00	✓	6.57	0.12	6.51	1.00	0.00	36.26
			4	0.00	0.00	✓	0.40	0.03	0.40	1.00	0.00	2.00
Ecf	1	0.00	0.00	✓	5.86			1.00	0.00	34.13		
	2	0.00	0.00	✓	0.19			1.00	0.00	2.75		
	3	0.00	0.00	✓	0.04			1.00	0.00	0.51		
	4	0.00	0.00	✓	2.35			1.00	0.00	2.25		
Ef	1	0.00	0.00	✓	0.15			1.00	0.00	2.12		
	2	0.00	0.00	✓	0.07			1.00	0.00	0.97		
Exp	1	0.00	0.00	✓	7.32	0.47	7.18	1.00	0.00	45.91		
	2	0.00	0.00	✓	5.97	0.06	5.24	1.00	0.00	29.22		
F	1	0.00	0.00	✓	2.39	0.07	2.18	1.00	0.00	17.18		
	2	0.00	0.00	✓	3.63	0.22	3.55	1.00	0.00	29.53		
	3	0.00	0.00	✓	5.13	0.47	4.72	1.00	0.00	41.73		
Fc	1	0.00	0.00	✓	5.58	0.19	5.30	1.00	0.00	24.93		
	2	0.00	0.00	✓	8.56	0.20	6.81	1.00	0.00	34.47		
	3	0.00	0.00	✓	4.91	0.39	4.91	1.00	0.00	35.02		
Ff	1	0.00	0.00	✓	0.03			1.00	0.00	0.50		
	2	0.00	0.00	✓	0.02			1.00	0.00	0.28		
G	1	0.00	0.00	✓	7.92	1.16	6.82	1.00	0.00	71.68		
	2	0.00	0.00	✓	7.39	0.43	4.61	1.00	0.00	55.27		
Gf	1	0.00	0.00	✓	2.34			1.00	0.00	0.26		
	2	0.00	0.00	✓	2.33			1.00	0.00	0.13		
xA	1	0.00	0.00	✓	0.07			1.00	0.00	1.00		
	2	0.00	0.00	✓	0.06			1.00	0.00	0.86		
xB	1	0.00	0.00	✓	0.00			1.00	0.00	0.00		
xC	1	0.00	0.00		32.78			1.00	0.00	258.43		
	2	0.00	0.00	✓	8.30			1.00	0.00	45.09		
xD	1	0.00	0.00	✓	0.00			1.00	0.00	0.00		
	2	0.00	0.00	✓	0.00			1.00	0.00	0.00		
xE	1	0.00	0.00	✓	0.00			1.00	0.00	0.00		
	2	0.00	0.00	✓	0.00			1.00	0.00	0.00		
xF	1	0.00	0.00	✓	0.00			1.00	0.00	0.00		
Cc1	1	0.00	0.00	✓	8.20	0.47	5.70	1.00	0.00	49.12		
E1	1	0.00	0.00	✓	4.12	0.36	4.04	1.00	0.00	35.31		
	2	0.00	0.00	✓	11.96	4.59	11.20	1.00	0.00	124.43		
Gf1	1	0.00	0.00	✓	0.00			1.00	0.00	0.02		
Cc2	2	0.00	0.00	✓	14.52	2.24	9.55	1.00	0.00	101.86		
	3	0.00	0.00	✓	2.55	0.31	1.61	1.00	0.00	14.90		
	4	0.00	0.00	✓	11.11	1.47	7.38	1.00	0.00	72.27		
	5	0.00	0.00	✓	0.03	0.03	0.03	1.00	0.00	0.46		
E2	3	0.00	0.00	✓	5.30	0.59	4.92	1.00	0.00	45.10		
	4	0.00	0.00	✓	3.42	0.22	3.35	1.00	0.00	28.19		
TC5	2	0.00	0.00	✓	2.75	0.16	2.59	1.00	0.00	12.33		
	3	0.00	0.00	✓	2.68	0.17	2.55	1.00	0.00	12.63		
	4	0.00	0.00	✓	0.00	0.00	0.00	1.00	0.00	0.00		
TC9	1	0.00	0.00	✓	37.39	21.54	37.38	1.00	0.00	347.74		
	2	0.00	0.00	✓	9.74	1.00	7.81	1.00	0.00	54.79		
	3	0.00	0.00	✓	3.90	0.14	3.68	1.00	0.00	19.75		

TC35	1	0.00	0.00	✓	0.12	0.00	0.12	1.00	0.00	0.41
TC36	1	0.00	0.00	✓	0.02			1.00	0.00	0.35
TC37	1	0.00	0.00	✓	0.28	0.00	0.28	1.00	0.00	1.10
TC38	1	0.00	0.00	✓	2.43			1.00	0.00	1.81
TC39	2	0.00	0.00	✓	0.06			1.00	0.00	0.82
	3	0.00	0.00	✓	0.06			1.00	0.00	0.86
TC40	2	0.00	0.00	✓	0.00			1.00	0.00	0.00
	3	0.00	0.00	✓	0.00			1.00	0.00	0.00
TC41	1	0.00	0.00	✓	5.18	1.24	5.10	1.00	0.00	53.25
TC42	1	0.00	0.00	✓	0.00	0.00	0.00	1.00	0.00	0.00
TC43	1	0.00	0.00	✓	0.00			1.00	0.00	0.00
47	1	0.00	0.00		25.00			1.00	0.00	249.09
48	1	0.00	0.00	✓	0.26			1.00	0.00	3.66
49	1	0.00	0.00	✓	134.52			1.00	0.00	949.50
	2	0.00	0.00	✓	0.42			1.00	0.00	5.98
50	1	0.00	0.00	✓	0.57			1.00	0.00	8.15
51	1	0.00	0.00	✓	0.14			1.00	0.00	2.03
52	1	0.00	0.00	✓	196.52	174.83	180.00	1.00	0.00	1392.75
53	1	0.00	0.00	✓	0.17	0.00	0.17	1.00	0.00	1.23
54	1	0.00	0.00	✓	6.09	0.23	1.68	1.00	0.00	9.30
55	1	0.00	0.00	✓	0.20	0.00	0.20	1.00	0.00	1.06

Pedestrian Crossing Results

Pedestrian Crossings: Pedestrian summary

Time Segment	Crossing	Side	Degree of saturation (%)	Calculated Flow Entering (Ped/hr)	Calculated sat flow (Ped/hr)	Actual green (s per cycle))	Mean Delay Per Ped (s)	Mean max queue (Ped)	Weighted cost of delay (£ per hr)	Performance Index (£ per hr)	
16:30-17:30	1	1	0	0	11000	7	0.00	0.00	0.00	0.00	
		2	0	0	11000	7	0.00	0.00	0.00	0.00	
	2	1	0	0	11000	29	0.00	0.00	0.00	0.00	
		2	0	0	11000	29	0.00	0.00	0.00	0.00	
	3	1	0	0	11000	8	0.00	0.00	0.00	0.00	
		2	0	0	11000	8	0.00	0.00	0.00	0.00	
	4	1	0	0	11000	34	0.00	0.00	0.00	0.00	
		2	0	0	11000	34	0.00	0.00	0.00	0.00	
	5	1	0	0	11000	34	0.00	0.00	0.00	0.00	
		2	0	0	11000	34	0.00	0.00	0.00	0.00	
	6	1	0	0	0	0	0	0.00	0.00	0.00	0.00
		2	0	0	0	0	0	0.00	0.00	0.00	0.00
	7	1	0	0	11000	29	0.00	0.00	0.00	0.00	0.00
		2	0	0	11000	29	0.00	0.00	0.00	0.00	0.00
	8	1	0	0	11000	33	0.00	0.00	0.00	0.00	0.00
		2	0	0	11000	33	0.00	0.00	0.00	0.00	0.00
	9	1	0	0	11000	10	0.00	0.00	0.00	0.00	0.00
		2	0	0	11000	10	0.00	0.00	0.00	0.00	0.00
	10	1	0	0	11000	15	0.00	0.00	0.00	0.00	0.00
		2	0	0	11000	15	0.00	0.00	0.00	0.00	0.00
	11	1	0	0	11000	30	0.00	0.00	0.00	0.00	0.00
		2	0	0	11000	30	0.00	0.00	0.00	0.00	0.00
	12	1	0	0	11000	30	0.00	0.00	0.00	0.00	0.00
		2	0	0	11000	30	0.00	0.00	0.00	0.00	0.00
	13	1	0	0	11000	11	0.00	0.00	0.00	0.00	0.00
		2	0	0	11000	11	0.00	0.00	0.00	0.00	0.00
	14	1	0	0	11000	39	0.00	0.00	0.00	0.00	0.00
		2	0	0	11000	39	0.00	0.00	0.00	0.00	0.00
	15	1	0	0	0	0	0	0.00	0.00	0.00	0.00
		2	0	0	0	0	0	0.00	0.00	0.00	0.00
	16	1	0	0	11000	9	0.00	0.00	0.00	0.00	0.00
		2	0	0	11000	9	0.00	0.00	0.00	0.00	0.00
	17	1	0	0	11000	5	0.00	0.00	0.00	0.00	0.00
		2	0	0	11000	5	0.00	0.00	0.00	0.00	0.00
	18	1	0	0	11000	7	0.00	0.00	0.00	0.00	0.00
		2	0	0	11000	7	0.00	0.00	0.00	0.00	0.00
	19	1	0	0	11000	6	0.00	0.00	0.00	0.00	0.00
		2	0	0	11000	6	0.00	0.00	0.00	0.00	0.00

Pedestrian Crossings: Flows and signals

Time Segment	Crossing	Side	Calculated flow entering (Ped/hr)	Calculated flow out (Ped/hr)	Flow discrepancy (Ped/hr)	Adjusted flow warning	Calculated sat flow (Ped/hr)	Calculated capacity (Ped/hr)	Degree of saturation (%)	DOS Threshold exceeded	Practical reserve capacity	Mean modulus of error	Actual green (s (per cycle))
16:30-17:30	1	1	0	0	0		11000	1833	0		Unrestricted	0.00	7
		2	0	0	0		11000	1833	0		Unrestricted	0.00	7
	2	1	0	0	0		11000	5867	0		Unrestricted	0.00	29
		2	0	0	0		11000	5867	0		Unrestricted	0.00	29
	3	1	0	0	0		11000	2017	0		Unrestricted	0.00	8
		2	0	0	0		11000	2017	0		Unrestricted	0.00	8
	4	1	0	0	0		11000	6783	0		Unrestricted	0.00	34
		2	0	0	0		11000	6783	0		Unrestricted	0.00	34
	5	1	0	0	0		11000	6783	0		Unrestricted	0.00	34
		2	0	0	0		11000	6783	0		Unrestricted	0.00	34
	6	1	0	0	0		0	0	0		-100	0.00	0
		2	0	0	0		0	0	0		-100	0.00	0
	7	1	0	0	0		11000	5867	0		Unrestricted	0.00	29
		2	0	0	0		11000	5867	0		Unrestricted	0.00	29
	8	1	0	0	0		11000	6600	0		Unrestricted	0.00	33
		2	0	0	0		11000	6600	0		Unrestricted	0.00	33
	9	1	0	0	0		11000	2383	0		Unrestricted	0.00	10
		2	0	0	0		11000	2383	0		Unrestricted	0.00	10
	10	1	0	0	0		11000	3300	0		Unrestricted	0.00	15
		2	0	0	0		11000	3300	0		Unrestricted	0.00	15
	11	1	0	0	0		11000	6050	0		Unrestricted	0.00	30
		2	0	0	0		11000	6050	0		Unrestricted	0.00	30
	12	1	0	0	0		11000	6050	0		Unrestricted	0.00	30
		2	0	0	0		11000	6050	0		Unrestricted	0.00	30
	13	1	0	0	0		11000	2567	0		Unrestricted	0.00	11
		2	0	0	0		11000	2567	0		Unrestricted	0.00	11
	14	1	0	0	0		11000	7700	0		Unrestricted	0.00	39
		2	0	0	0		11000	7700	0		Unrestricted	0.00	39
	15	1	0	0	0		0	0	0		-100	0.00	0
		2	0	0	0		0	0	0		-100	0.00	0
	16	1	0	0	0		11000	2200	0		Unrestricted	0.00	9
		2	0	0	0		11000	2200	0		Unrestricted	0.00	9
	17	1	0	0	0		11000	1467	0		Unrestricted	0.00	5
		2	0	0	0		11000	1467	0		Unrestricted	0.00	5
	18	1	0	0	0		11000	1833	0		Unrestricted	0.00	7
		2	0	0	0		11000	1833	0		Unrestricted	0.00	7
19	1	0	0	0		11000	1650	0		Unrestricted	0.00	6	
	2	0	0	0		11000	1650	0		Unrestricted	0.00	6	

Pedestrian Crossings: Stops and delays

Time Segment	Crossing	Side	Mean Cruise Time per Ped (s)	Mean Delay per Ped (s)	Total delay (Ped-hr/hr)	Weighted cost of delay (£ per hr)
16:30-17:30	(ALL)	(ALL)	1.00	0.00	0.00	0.00

Pedestrian Crossings: Queues and blocking

Time Segment	Crossing	Side	Mean max queue (Ped)	Max queue storage (Ped)	Utilised storage (%)	Excess queue penalty (£ per hr)
16:30-17:30	(ALL)	(ALL)	0.00	10.00	0.00	0.00

Pedestrian Crossings: Advanced

Time Segment	Crossing	Side	Degree of saturation penalty (£ per hr)	Ped gap accepting penalty (£ per hr)	Mean Max Queue EoTS (Ped)	Ped Factor	Cost of traffic penalties (£ per hr)	Performance Index (£ per hr)
16:30-17:30	(ALL)	(ALL)	0.00	0.00	0.00	1.00	0.00	0.00

Network Results

Run Summary

Analysis set used	Run start time	Run finish time	Modelling start time (HH:mm)	Network Cycle Time (s)	Performance Index (£ per hr)	Total network delay (PCU-hr/hr)	Highest DOS (%)	Item with highest DOS	Number of oversaturated items	Percentage of oversaturated items (%)	Item with worst signalised PRC	Item with worst unsignalised PRC	Item with worst over PR
2	23/07/2021 08:12:39	23/07/2021 08:12:52	16:30	60	5740.62	357.16	112.96	52/1	7	5	TC5/4	49/1	TC5

Network Results: Vehicle summary

Time Segment	Degree of saturation (%)	Practical reserve capacity (%)	Calculated flow entering (PCU/hr)	Actual green (s per cycle)	Mean Delay per Veh (s)	Weighted cost of delay (£ per hr)	Weighted cost of stops (£ per hr)	Performance Index (£ per hr)
16:30-17:30	113	-100	68174	4809	18.86	5071.66	668.96	5740.62

Network Results: Pedestrian summary

Time Segment	Degree of saturation (%)	Calculated Flow Entering (Ped/hr)	Actual green (s per cycle)	Mean Delay Per Ped (s)	Weighted cost of delay (£ per hr)	Performance Index (£ per hr)
16:30-17:30	0	0	672	0.00	0.00	0.00

Network Results: Flows and signals

Time Segment	Calculated flow entering (PCU/hr)	Calculated flow out (PCU/hr)	Flow discrepancy (PCU/hr)	Adjusted flow warning	Degree of saturation (%)	DOS Threshold exceeded	Practical reserve capacity (%)	Actual green (s per cycle)
16:30-17:30	68174	67888	919	✓	113	✓	-100	5481

Network Results: Stops and delays

Time Segment	Mean Cruise Time per Veh (s)	Mean Delay per Veh (s)	Total delay (PCU-hr/hr)	Weighted cost of delay (£ per hr)	Mean stops per Veh (%)	Total stops (Stops per hr)	Weighted cost of stops (£ per hr)
16:30-17:30	8.20	18.86	357.16	5071.66	43.59	28906.27	668.96

Network Results: Queues and blocking

Time Segment	Utilised storage (%)	Excess queue penalty (£ per hr)	Wasted time total (s per cycle)
16:30-17:30	2550.42	0.00	1369.56

Network Results: Advanced

Time Segment	Degree of saturation penalty (£ per hr)	Ped gap accepting penalty (£ per hr)	Warmed up	PCU Factor	Cost of traffic penalties (£ per hr)	Controller stream penalties (£ per hr)	Performance Index (£ per hr)
16:30-17:30	0.00	0.00		1.00	0.00	0.00	5740.62

Point to Point Journey Time

Average Journey Time (s) for Local Matrix: 1

		To							
		A28	B28	C28	D28	E28	F28	G28	H28
From	A28	469.3	206.8	120.4	170.1	176.4	210.9	212.3	0.0
	B28	414.1	0.0	134.5	124.4	151.2	154.3	160.2	0.0
	C28	365.4	186.8	0.0	74.9	73.9	109.9	120.4	0.0
	D28	339.7	272.2	181.6	0.0	209.5	84.5	92.2	0.0
	E28	386.0	237.5	217.9	65.8	0.0	93.2	102.6	0.0
	F28	336.8	277.1	151.6	188.4	192.7	0.0	17.0	0.0
	G28	589.7	498.0	161.6	156.5	168.3	232.3	0.0	0.0
	H28	0.0	0.0	0.0	0.0	0.0	0.0	0.0	0.0

Path Journey Time

Path	From Location	To Location	Normal Calculated Flow (PCU/hr)	Normal journey time (s)	Calculated Total Flow (PCU/hr)	Avg journey time (s)
24	C28	C28	0	0.00	0	0.00

25	C28	C28	0	0.00	0	0.00
32	C28	E28	90	72.90	90	72.90
36	C28	E28	0	0.00	0	0.00
42	E28	C28	43	221.03	43	221.03
43	E28	C28	0	0.00	0	0.00
44	E28	E28	0	0.00	0	0.00
45	E28	E28	0	0.00	0	0.00
68	E28	G28	85	103.04	85	103.04
91	C28	F28	8	109.95	8	109.95
92	E28	F28	6	93.17	6	93.17
96	A28	C28	71	132.27	71	132.27
98	G28	E28	0	0.00	0	0.00
99	C28	B28	27	176.22	27	176.22
100	E28	B28	245	191.63	245	191.63
101	E28	E28	0	0.00	0	0.00
102	A28	C28	198	115.07	198	115.07
103	F28	B28	0	0.00	0	0.00
104	C28	G28	186	118.15	186	118.15
105	D28	H28	0	0.00	0	0.00
106	G28	C28	460	146.72	460	146.72
107	A28	B28	24	171.65	24	171.65
108	B28	G28	125	158.52	125	158.52
109	C28	G28	64	120.66	64	120.66
110	E28	G28	67	102.12	67	102.12
111	B28	G28	19	161.77	19	161.77
112	F28	G28	72	16.96	72	16.96
114	C28	H28	0	0.00	0	0.00
115	B28	C28	4	131.68	4	131.68
116	F28	C28	6	162.53	6	162.53
117	H28	H28	0	0.00	0	0.00
118	F28	C28	35	148.01	35	148.01
119	F28	E28	14	196.64	14	196.64
120	F28	E28	14	188.78	14	188.78
122	C28	C28	0	0.00	0	0.00
123	C28	C28	0	0.00	0	0.00
124	E28	C28	0	0.00	0	0.00
126	D28	C28	0	0.00	0	0.00
127	D28	C28	0	0.00	0	0.00
128	H28	C28	0	0.00	0	0.00
129	F28	C28	6	154.36	6	154.36
130	G28	C28	178	142.29	178	142.29
131	G28	E28	72	179.31	72	179.31
132	H28	C28	0	0.00	0	0.00
133	H28	E28	0	0.00	0	0.00
135	H28	E28	0	0.00	0	0.00
136	E28	E28	0	0.00	0	0.00
137	H28	G28	0	0.00	0	0.00
138	H28	G28	0	0.00	0	0.00
139	D28	E28	1	213.37	1	213.37
141	D28	E28	1	220.35	1	220.35
142	C28	H28	0	0.00	0	0.00
143	E28	H28	0	0.00	0	0.00
145	H28	H28	0	0.00	0	0.00
146	F28	H28	0	0.00	0	0.00
147	F28	E28	0	0.00	0	0.00
149	C28	B28	4	258.60	4	258.60
150	E28	B28	339	270.63	339	270.63
152	H28	B28	0	0.00	0	0.00

153	F28	B28	26	277.09	26	277.09
155	E28	C28	0	0.00	0	0.00
156	C28	G28	60	123.56	60	123.56
157	H28	B28	0	0.00	0	0.00
159	B28	E28	108	121.74	108	121.74
160	B28	G28	93	162.08	93	162.08
161	B28	F28	7	154.30	7	154.30
162	B28	H28	0	0.00	0	0.00
164	B28	B28	0	0.00	0	0.00
165	B28	B28	0	0.00	0	0.00
166	B28	C28	87	134.65	87	134.65
167	B28	E28	369	159.82	369	159.82
169	G28	B28	145	532.62	145	532.62
170	G28	B28	145	464.42	145	464.42
171	G28	H28	0	0.00	0	0.00
172	C28	F28	0	0.00	0	0.00
173	C28	G28	0	0.00	0	0.00
174	C28	H28	0	0.00	0	0.00
175	G28	C28	110	125.34	110	125.34
176	G28	E28	103	164.86	103	164.86
178	G28	E28	57	152.96	57	152.96
180	C28	C28	0	0.00	0	0.00
181	G28	G28	0	0.00	0	0.00
182	C28	C28	0	0.00	0	0.00
183	C28	C28	0	0.00	0	0.00
184	C28	C28	0	0.00	0	0.00
185	A28	B28	24	241.87	24	241.87
186	A28	C28	59	124.11	59	124.11
187	A28	E28	185	182.31	185	182.31
188	C28	H28	0	0.00	0	0.00
190	C28	C28	0	0.00	0	0.00
192	C28	C28	0	0.00	0	0.00
193	C28	C28	0	0.00	0	0.00
194	C28	C28	0	0.00	0	0.00
195	D28	G28	140	92.27	140	92.27
196	D28	F28	13	84.48	13	84.48
197	D28	G28	20	91.95	20	91.95
198	G28	D28	0	0.00	0	0.00
199	D28	B28	131	309.00	131	309.00
200	D28	B28	131	238.20	131	238.20
201	D28	C28	162	184.92	162	184.92
202	G28	B28	0	0.00	0	0.00
203	G28	C28	10	345.42	10	345.42
204	D28	C28	45	171.81	45	171.81
205	D28	E28	12	211.29	12	211.29
206	C28	D28	168	74.89	168	74.89
207	D28	E28	1	178.98	1	178.98
208	G28	C28	0	0.00	0	0.00
209	G28	E28	0	0.00	0	0.00
210	A28	G28	257	208.66	257	208.66
211	A28	H28	0	0.00	0	0.00
212	H28	D28	0	0.00	0	0.00
213	A28	E28	175	168.36	175	168.36
214	G28	G28	0	0.00	0	0.00
215	G28	F28	8	188.54	8	188.54
216	G28	G28	0	0.00	0	0.00
217	G28	G28	0	0.00	0	0.00
218	A28	G28	135	218.68	135	218.68

219	A28	F28	13	210.90	13	210.90
220	H28	F28	0	0.00	0	0.00
221	F28	F28	0	0.00	0	0.00
223	A28	E28	53	182.27	53	182.27
225	D28	E28	0	0.00	0	0.00
227	H28	E28	0	0.00	0	0.00
229	F28	E28	0	0.00	0	0.00
230	G28	G28	0	0.00	0	0.00
231	A28	G28	10	218.36	10	218.36
232	A28	H28	0	0.00	0	0.00
233	B28	H28	0	0.00	0	0.00
234	C28	G28	41	117.98	41	117.98
235	E28	G28	0	0.00	0	0.00
236	E28	H28	0	0.00	0	0.00
237	F28	H28	0	0.00	0	0.00
238	D28	B28	44	303.05	44	303.05
239	D28	B28	43	232.31	43	232.31
240	G28	C28	50	410.05	50	410.05
241	E28	C28	0	0.00	0	0.00
242	H28	C28	0	0.00	0	0.00
244	G28	E28	0	0.00	0	0.00
245	C28	C28	0	0.00	0	0.00
246	E28	C28	43	214.72	43	214.72
247	E28	E28	0	0.00	0	0.00
248	D28	C28	31	178.42	31	178.42
249	H28	C28	0	0.00	0	0.00
250	H28	E28	0	0.00	0	0.00
251	H28	E28	0	0.00	0	0.00
252	F28	C28	6	157.74	6	157.74
253	F28	E28	0	0.00	0	0.00
256	C28	C28	0	0.00	0	0.00
257	C28	H28	0	0.00	0	0.00
259	C28	C28	0	0.00	0	0.00
261	C28	C28	0	0.00	0	0.00
262	C28	C28	0	0.00	0	0.00
263	C28	C28	0	0.00	0	0.00
264	C28	C28	0	0.00	0	0.00
265	C28	C28	0	0.00	0	0.00
266	C28	B28	0	0.00	0	0.00
267	C28	B28	0	0.00	0	0.00
268	C28	E28	2	116.86	2	116.86
270	C28	E28	0	0.00	0	0.00
271	C28	G28	10	150.60	10	150.60
272	C28	G28	0	0.00	0	0.00
273	C28	H28	0	0.00	0	0.00
275	C28	C28	0	0.00	0	0.00
276	C28	C28	0	0.00	0	0.00
277	C28	B28	0	0.00	0	0.00
278	C28	B28	0	0.00	0	0.00
279	C28	G28	0	0.00	0	0.00
280	C28	C28	0	0.00	0	0.00
281	C28	C28	0	0.00	0	0.00
282	C28	B28	0	0.00	0	0.00
283	C28	B28	0	0.00	0	0.00
285	G28	C28	0	0.00	0	0.00
286	G28	B28	4	459.99	4	459.99
287	G28	C28	0	0.00	0	0.00
288	G28	E28	2	389.08	2	389.08

290	G28	E28	0	0.00	0	0.00
292	G28	E28	0	0.00	0	0.00
294	G28	E28	0	0.00	0	0.00
295	G28	G28	0	0.00	0	0.00
296	G28	F28	2	407.57	2	407.57
297	G28	A28	735	589.67	735	589.67
298	G28	A28	0	0.00	0	0.00
299	A28	A28	2	468.68	2	468.68
300	A28	A28	2	469.91	2	469.91
301	B28	A28	0	0.00	0	0.00
302	B28	A28	17	414.13	17	414.13
303	C28	A28	0	0.00	0	0.00
304	C28	A28	255	365.22	255	365.22
305	C28	A28	10	369.59	10	369.59
306	C28	A28	0	0.00	0	0.00
307	C28	A28	0	0.00	0	0.00
308	C28	A28	0	0.00	0	0.00
309	C28	A28	0	0.00	0	0.00
310	C28	A28	0	0.00	0	0.00
311	E28	A28	24	345.57	24	345.57
312	E28	A28	419	388.37	419	388.37
313	D28	A28	5	339.66	5	339.66
314	H28	A28	0	0.00	0	0.00
315	F28	A28	99	336.75	99	336.75
316	G28	D28	11	176.25	11	176.25
317	G28	D28	120	154.68	120	154.68
318	G28	D28	0	0.00	0	0.00
319	G28	D28	0	0.00	0	0.00
320	G28	D28	0	0.00	0	0.00
321	A28	D28	0	0.00	0	0.00
322	A28	D28	12	170.07	12	170.07
323	B28	D28	164	124.39	164	124.39
324	C28	D28	0	0.00	0	0.00
325	E28	D28	106	65.76	106	65.76
326	D28	D28	0	0.00	0	0.00
327	D28	D28	0	0.00	0	0.00
328	D28	D28	0	0.00	0	0.00
329	H28	D28	0	0.00	0	0.00
330	H28	D28	0	0.00	0	0.00
331	F28	D28	0	0.00	0	0.00
332	F28	D28	0	0.00	0	0.00
333	F28	D28	78	188.40	78	188.40

Final Prediction Table

Traffic Stream Results

Arm	Traffic Stream	Name	Traffic node	SIGNALS		FLOWS		PERFORMANCE				PER PCU			QUEUES
				Controller stream	Phase	Calculated flow entering (PCU/hr)	Calculated sat flow (PCU/hr)	Actual green (s (per cycle))	Wasted time total (s (per cycle))	Degree of saturation (%)	Practical reserve capacity (%)	JourneyTime (s)	Mean Delay per Veh (s)	Mean stops per Veh (%)	Mean max queue (PCU)
A	1	(untitled)	6	771-2	E	757	2050	28	0.00	76	18	24.94	19.35	61.58	7.62
	2	(untitled)	6	771-2	E	340	2050	28	7.00	34	162	18.48	12.72	52.21	2.87
	3	(untitled)	6	771-2	E	744	2050	28	6.00	75	20	17.60	11.71	33.97	4.19
	4	(untitled)	6	771-2	E	541	2050	28	6.00	55	65	16.51	10.48	47.14	4.25
Ac	1	(untitled)	6	771-2	D	734	2263	22	3.00	85	6	34.28	27.10	110.40	14.72
	2	(untitled)	6	771-2	D	262	2263	22	15.92	35	160	34.20	24.70	63.59	2.78

	3	(untitled)	6	771-2	D	426	2263	22	5.00	49	83	24.89	18.29	53.38	3.69
Acf	1	(untitled)	6			996	2263	60	13.00	44	104	5.84	0.62	0.00	0.17
	2	(untitled)	6			426	2263	60	30.00	19	378	7.43	0.18	0.00	0.02
Af	1	(untitled)	6			1097	2050	60	17.00	54	68	7.67	1.01	0.00	0.31
	2	(untitled)	6			744	2050	60	21.00	36	148	7.16	0.50	0.00	0.10
	3	(untitled)	6			541	2050	60	17.00	26	241	7.00	0.31	0.00	0.05
B	1	(untitled)	1	769-1	B	246	2050	11	0.00	60	50	35.44	28.34	93.88	3.86
	2	(untitled)	1	769-1	B	368	2150	11	0.00	86	5	53.01	45.72	121.28	7.65
	3	(untitled)	1	769-1	B	345	2100	11	0.21	84	8	51.16	43.69	118.20	7.00
	4	(untitled)	1	769-1	B	261	2050	11	0.00	64	41	41.86	29.57	98.89	4.32
Bc	1	(untitled)	1	769-1	A	689	2050	37	17.00	53	70	21.10	9.14	49.40	6.10
	2	(untitled)	1	769-1	A	1025	2050	37	5.00	79	14	30.67	18.84	93.95	16.11
	3	(untitled)	1	769-1	A	599	2050	37	16.00	46	95	28.42	16.71	96.94	9.22
Bcf	1	(untitled)	1			1491	2263	60	60.00	66	37	5.87	1.53	0.00	0.63
	2	(untitled)	1			689	2263	60	27.00	30	196	5.67	0.35	0.00	0.07
	3	(untitled)	1			1025	2263	60	19.00	45	99	6.53	0.66	0.00	0.19
	4	(untitled)	1			599	2263	60	27.00	26	240	6.62	0.29	0.00	0.05
Bf	1	(untitled)	1			614	1800	60	0.00	34	164	27.85	0.52	0.00	0.09
	2	(untitled)	1			606	1800	60	0.00	34	167	27.92	0.51	0.00	0.09
C	1	(untitled)	2	769-2	G	460	2100	13	0.00	94	-4	77.33	62.79	147.21	12.38
	2	(untitled)	2	769-2	G	391	2200	13	0.00	76	18	47.12	32.44	105.26	7.06
	3	(untitled)	2	769-2	G	142	2050	13	0.00	30	203	35.48	20.56	82.62	1.96
Cf	1	(untitled)	2			460	1965	60	0.00	23	284	17.63	0.28	0.00	0.04
	2	(untitled)	2			533	1965	60	0.00	27	232	17.84	0.34	0.00	0.05
D	1	(untitled)	3	770-1	B	260	2050	19	4.00	38	137	21.40	17.28	79.51	3.45
	2	(untitled)	3	770-1	B	315	1850	19	4.00	51	76	24.45	20.32	82.82	4.33
	3	(untitled)	3	770-1	B	350	2250	19	5.44	50	79	24.03	19.85	86.06	4.99
Dc	1	(untitled)	3	770-1	A	758	2100	31	3.46	69	31	17.14	13.34	56.91	6.82
	2	(untitled)	3	770-1	A	794	2100	31	6.00	71	27	19.31	15.65	59.03	7.79
	3	(untitled)	3	770-1	A	287	2100	31	11.00	26	251	18.18	14.67	59.51	2.79
	4	(untitled)	3	770-1	A	403	2100	31	14.00	36	150	23.22	19.86	86.51	5.69
Dcf	1	(untitled)	3			1087	2050	60	14.00	53	70	5.94	0.99	0.00	0.30
	2	(untitled)	3			1269	2100	60	18.85	66	37	7.33	2.38	11.57	5.29
	3	(untitled)	3			794	2100	60	25.53	51	76	8.61	3.21	26.93	4.91
	4	(untitled)	3			287	2100	60	31.00	14	559	6.90	0.14	0.00	0.01
	5	(untitled)	3			403	2100	60	34.59	19	364	5.24	0.23	2.11	2.34
Df	1	(untitled)	3-2	11	B	563	1900	43	0.00	40	123	27.91	3.91	35.36	3.58
	2	(untitled)	3-2	11	B	350	2250	43	0.00	21	324	26.82	2.82	28.41	1.78
Dxp	1	(untitled)	3-2	770-2	D	1087	2050	41	1.00	76	19	8.17	4.67	14.00	2.64
	2	(untitled)	3-2	770-2	D	511	2050	41	5.00	36	153	4.43	0.79	1.98	0.18
Ec	1	(untitled)	4	770-3	F	553	2150	35	10.00	43	110	9.26	5.50	57.51	5.74
	2	(untitled)	4	770-3	F	532	2263	35	11.00	39	130	11.62	7.99	55.05	4.94
	3	(untitled)	4	770-3	F	518	2263	35	10.00	38	136	15.09	11.58	75.83	6.57
	4	(untitled)	4	770-3	F	274	2250	35	20.00	20	343	4.59	1.14	8.74	0.40
Ecf	1	(untitled)	4			850	2100	60	23.16	54	66	10.23	6.78	41.77	5.86
	2	(untitled)	4			962	2100	60	18.00	46	96	4.20	0.72	0.00	0.19
	3	(untitled)	4			532	2263	60	23.00	23	283	3.76	0.24	0.00	0.04
	4	(untitled)	4			823	2300	60	27.11	36	147	4.45	0.48	2.70	2.35
Ef	1	(untitled)	4			793	1900	60	0.00	42	116	15.98	0.68	0.00	0.15
	2	(untitled)	4			584	1900	60	0.00	31	193	15.73	0.42	0.00	0.07
Exp	1	(untitled)	4-2	770-4	L	850	2050	40	4.00	61	48	13.41	9.52	51.36	7.32
	2	(untitled)	4-2	770-4	L	409	2050	40	27.00	29	208	14.98	10.95	87.99	5.97
F	1	(untitled)	5	771-1	B	173	2100	15	0.00	31	191	25.40	19.02	75.71	2.39
	2	(untitled)	5	771-1	B	267	2100	15	0.00	48	89	27.84	21.41	81.46	3.63
	3	(untitled)	5	771-1	B	340	2100	15	0.00	61	48	30.72	24.18	85.19	5.13
Fc	1	(untitled)	5	771-1	A	623	2263	35	6.00	46	96	26.98	7.88	53.78	5.58
	2	(untitled)	5	771-1	A	609	2263	35	7.10	46	95	30.10	11.18	75.20	8.56
	3	(untitled)	5	771-1	A	779	2263	35	6.00	57	57	29.60	9.93	38.02	4.91

Ff	1	(untitled)	5			440	1900	60	0.00	23	289	33.37	0.29	0.00	0.03
	2	(untitled)	5			340	1900	60	0.00	18	403	33.25	0.21	0.00	0.02
G	1	(untitled)	2	769-2	F	343	2050	13	3.73	76	19	63.83	47.76	120.64	7.90
	2	(untitled)	2	769-2	F	272	2050	13	5.59	59	52	54.26	42.82	106.92	7.39
Gf	1	(untitled)	4			339	2050	60	45.00	17	444	3.09	0.17	0.29	2.34
	2	(untitled)	4			245	2050	60	45.00	12	653	3.00	0.12	0.21	2.33
xA	1	(untitled)	10			706	2263	60	14.00	31	189	17.59	0.36	0.00	0.07
	2	(untitled)	10			663	2263	60	26.00	29	207	17.58	0.33	0.00	0.06
xB	1	(untitled)				1320	Unrestricted	60	8.00	0	Unrestricted	6.79	0.00	0.00	0.00
xC	1	(untitled)				701 <	1900	60	37.89	100	-10	90.88	82.21	137.80	26.98 +
	2	(untitled)				600	1900	60	39.53	77	16	21.97	13.27	71.10	8.29
xD	1	(untitled)				1087	Unrestricted	60	12.00	0	Unrestricted	9.13	0.00	0.00	0.00
	2	(untitled)				511	Unrestricted	60	15.00	0	Unrestricted	9.21	0.00	0.00	0.00
xE	1	(untitled)				850	Unrestricted	60	19.00	0	Unrestricted	13.04	0.00	0.00	0.00
	2	(untitled)				409	Unrestricted	60	33.00	0	Unrestricted	13.04	0.00	0.00	0.00
xF	1	(untitled)				659	Unrestricted	60	8.00	0	Unrestricted	12.06	0.00	0.00	0.00
Cc1	1	(untitled)	2	769-2	E	686	2050	32	10.00	61	48	18.80	12.26	59.01	8.19
E1	1	(untitled)	4	770-3	G	288	2050	14	0.00	56	60	30.11	24.11	85.64	4.12
	2	(untitled)	4	770-3	G	505	2200	14	0.00	92	-2	57.90	51.90	129.85	11.57
Gf1	1	(untitled)	4			31	656	60	48.00	5	1805	3.83	0.14	0.00	0.00
Cc2	2	(untitled)	2	769-2	D	1000	2150	33	2.93	84	7	25.83	19.15	73.87	14.49
	3	(untitled)	2	769-2	D	625	2050	33	8.00	54	67	11.95	4.85	15.41	2.55
	4	(untitled)	2	769-2	D	961	2150	33	4.06	79	14	21.10	14.53	51.26	11.10
	5	(untitled)	2	769-2	D	261	2050	33	22.00	22	301	8.43	0.45	0.00	0.03
E2	3	(untitled)	4	770-3	H	339	2150	14	0.37	65	39	30.42	26.43	89.74	5.30
	4	(untitled)	4	770-3	H	245	2050	14	0.00	48	88	26.45	22.37	83.59	3.42
TC5	2	(untitled)	TC771-6	TC777-1	A	649	2263	38	6.00	43	109	6.77	4.01	25.45	2.75
	3	(untitled)	TC771-6	TC777-1	A	663	2263	38	18.00	44	105	6.82	4.06	24.26	2.68
	4	(untitled)	TC771-6	TC777-1	C	0	0	0	0.00	0	-100	0.00	0.00	0.00	0.00
TC9	1	(untitled)	TC771-6	TC777-1	B	963 <	1925	27	0.00	100	-10	97.06	86.06	174.18	30.97 +
	2	(untitled)	TC771-6	TC777-1	B	721	1966	27	0.00	73	23	27.87	16.82	76.91	9.74
	3	(untitled)	TC771-6	TC777-1	B	398	1947	27	0.00	41	120	21.83	10.71	58.78	3.90
TC35	1	(untitled)	TC771-6	TC777-1	A	57	1900	38	26.00	4	1907	4.35	1.45	12.32	0.12
TC36	1	(untitled)	TC771-6			356	1800	60	0.00	20	355	3.27	0.25	0.00	0.02
TC37	1	(untitled)	TC771-6	TC777-2	J	72	1850	45	0.00	5	1673	5.01	1.82	23.45	0.28
TC38	1	(untitled)	TC771-6			72	473	60	14.00	15	492	4.45	2.91	39.04	2.43
TC39	2	(untitled)	TC771-6			649	2263	60	26.00	29	214	2.86	0.32	0.00	0.06
	3	(untitled)	TC771-6			663	2263	60	38.00	29	207	2.73	0.33	0.00	0.06
TC40	2	(untitled)	TC771-6			721	Unrestricted	60	13.00	0	Unrestricted	4.23	0.00	0.00	0.00
	3	(untitled)	TC771-6			663	Unrestricted	60	29.00	0	Unrestricted	4.02	0.00	0.00	0.00
TC41	1	(untitled)	TC771-6	TC777-1	D	284	1850	11	0.00	77	17	41.98	38.05	107.36	5.16
TC42	1	(untitled)	TC771-6	TC777-1	E	0	0	0	0.00	0	-100	0.00	0.00	0.00	0.00
TC43	1	(untitled)				0	1800	60	60.00	0	Unrestricted	0.00	0.00	0.00	0.00
47	1	(untitled)	2			1300	1300	60	0.00	100	-10	64.61	48.58	0.00	17.54
48	1	(untitled)	2			993	1965	60	0.00	51	78	7.55	0.93	0.00	0.26

49	1	(untitled)	TC771-6			1093 <	1900	60	29.10	112	-19	215.48	212.33	277.73	77.17 +
	2	(untitled)	TC771-6			1119	1900	60	0.00	59	53	4.50	1.35	0.00	0.42
50	1	(untitled)	1			1220	1900	60	0.00	64	40	7.47	1.69	0.00	0.57
51	1	(untitled)	4-2			780	1900	60	0.00	41	119	5.16	0.66	0.00	0.14
52	1		6	12	A	1491 <	1800	43	0.00	113	-20	231.69	228.69	288.17	110.89 +
53	1		3-2	11	A	12	1800	7	7.00	5	1700	47.36	23.36	85.35	0.17
54	1		4	13	A	659 <	1800	44	7.00	49	84	4.82	2.42	36.32	6.09 +
55	1		TC771-6	TC777-1	J	16	1800	7	7.00	7	1240	25.20	14.44	71.41	0.20

Pedestrian Crossing Results

Pedestrian	Side	Name	Traffic node	SIGNALS		FLOWS		PERFORMANCE			PER PED		QUEUES	WEIGHTS	P
				Controller stream	Phase	Calculated Flow Entering (Ped/hr)	Calculated sat flow (Ped/hr)	Actual green (s per cycle)	Degree of saturation (%)	Practical reserve capacity	JourneyTime (s)	Mean Delay per Ped (s)	Mean max queue (Ped)	Delay weighting (%)	P
1	1	(untitled)	3-2	770-2	E	0	11000	7	0	Unrestricted	0.00	0.00	0.00	100	
	2	(untitled)	3-2	770-2	E	0	11000	7	0	Unrestricted	0.00	0.00	0.00	100	
2	1	(untitled)	3	770-1	C	0	11000	29	0	Unrestricted	0.00	0.00	0.00	100	
	2	(untitled)	3	770-1	C	0	11000	29	0	Unrestricted	0.00	0.00	0.00	100	
3	1	(untitled)	4-2	770-4	M	0	11000	8	0	Unrestricted	0.00	0.00	0.00	100	
	2	(untitled)	4-2	770-4	M	0	11000	8	0	Unrestricted	0.00	0.00	0.00	100	
4	1	(untitled)	4	770-3	J	0	11000	34	0	Unrestricted	0.00	0.00	0.00	100	
	2	(untitled)	4	770-3	J	0	11000	34	0	Unrestricted	0.00	0.00	0.00	100	
5	1	(untitled)	4	770-3	I	0	11000	34	0	Unrestricted	0.00	0.00	0.00	100	
	2	(untitled)	4	770-3	I	0	11000	34	0	Unrestricted	0.00	0.00	0.00	100	
6	1	(untitled)	4	770-3	K	0	0	0	0	-100	0.00	0.00	0.00	100	
	2	(untitled)	4	770-3	K	0	0	0	0	-100	0.00	0.00	0.00	100	
7	1	(untitled)	5	771-1	C	0	11000	29	0	Unrestricted	0.00	0.00	0.00	100	
	2	(untitled)	5	771-1	C	0	11000	29	0	Unrestricted	0.00	0.00	0.00	100	
8	1	(untitled)	1	769-1	C	0	11000	33	0	Unrestricted	0.00	0.00	0.00	100	
	2	(untitled)	1	769-1	C	0	11000	33	0	Unrestricted	0.00	0.00	0.00	100	
9	1	(untitled)	2	769-2	J	0	11000	10	0	Unrestricted	0.00	0.00	0.00	100	
	2	(untitled)	2	769-2	J	0	11000	10	0	Unrestricted	0.00	0.00	0.00	100	
10	1	(untitled)	2	769-2	K	0	11000	15	0	Unrestricted	0.00	0.00	0.00	100	
	2	(untitled)	2	769-2	K	0	11000	15	0	Unrestricted	0.00	0.00	0.00	100	
11	1	(untitled)		769-2	H	0	11000	30	0	Unrestricted	0.00	0.00	0.00	100	
	2	(untitled)		769-2	H	0	11000	30	0	Unrestricted	0.00	0.00	0.00	100	
12	1	(untitled)	2	769-2	I	0	11000	30	0	Unrestricted	0.00	0.00	0.00	100	
	2	(untitled)	2	769-2	I	0	11000	30	0	Unrestricted	0.00	0.00	0.00	100	
13	1	(untitled)		TC777-1	I	0	11000	11	0	Unrestricted	0.00	0.00	0.00	100	
	2	(untitled)		TC777-1	I	0	11000	11	0	Unrestricted	0.00	0.00	0.00	100	
14	1	(untitled)		TC777-1	F	0	11000	39	0	Unrestricted	0.00	0.00	0.00	100	
	2	(untitled)		TC777-1	F	0	11000	39	0	Unrestricted	0.00	0.00	0.00	100	
15	1	(untitled)		TC777-1	G	0	0	0	0	-100	0.00	0.00	0.00	100	
	2	(untitled)		TC777-1	G	0	0	0	0	-100	0.00	0.00	0.00	100	
16	1	(untitled)		TC777-1	H	0	11000	9	0	Unrestricted	0.00	0.00	0.00	100	
	2	(untitled)		TC777-1	H	0	11000	9	0	Unrestricted	0.00	0.00	0.00	100	
17	1	(untitled)		TC777-2	K	0	11000	5	0	Unrestricted	0.00	0.00	0.00	100	
	2	(untitled)		TC777-2	K	0	11000	5	0	Unrestricted	0.00	0.00	0.00	100	
18	1	(untitled)	12	12	B	0	11000	7	0	Unrestricted	0.00	0.00	0.00	100	
	2	(untitled)	12	12	B	0	11000	7	0	Unrestricted	0.00	0.00	0.00	100	
19	1	(untitled)	13	13	B	0	11000	6	0	Unrestricted	0.00	0.00	0.00	100	
	2	(untitled)	13	13	B	0	11000	6	0	Unrestricted	0.00	0.00	0.00	100	

Network Results

	Distance travelled (PCU-km/hr)	Time spent (PCU-hr/hr)	Mean journey speed (kph)	Total delay (PCU-hr/hr)	Weighted cost of delay (£ per hr)	Weighted cost of stops (£ per hr)	Excess queue penalty (£ per hr)	Performance Index (£ per hr)
Normal traffic	5918.41	512.35	11.55	357.16	5071.66	668.96	0.00	5740.62
Bus	0.00	0.00	0.00	0.00	0.00	0.00	0.00	0.00
Tram	0.00	0.00	0.00	0.00	0.00	0.00	0.00	0.00
Pedestrians	0.00	0.00	0.00	0.00	0.00	0.00	0.00	0.00
TOTAL	5918.41	512.35	11.55	357.16	5071.66	668.96	0.00	5740.62

- | < = adjusted flow warning (upstream links/traffic streams are over-saturated)
- | * = Traffic Stream - Normal, Bus or Tram Stop or Delay weighting has been set to a value other than 100%
- | ^ = Traffic Stream - Normal, Bus or Tram Stop or Delay Path weighting has been set to a value other than 100%
- | + = average link/traffic stream excess queue is greater than 0
- | **P.I. = PERFORMANCE INDEX**

