

<b>TRANSYT 15</b>
Version: 15.5.2.7994 © Copyright TRL Limited, 2018
For sales and distribution information, program advice and maintenance, contact TRL: +44 (0)1344 379777 software@trl.co.uk www.trisoftware.co.uk
<b>The users of this computer program for the solution of an engineering problem are in no way relieved of their responsibility for the correctness of the solution</b>

**Filename:** M62 JN 28 CRF Scheme\_Mar 20- Scenario 1.t15  
**Path:** Z:\Projects\10127ITM Capitol Park, Leeds F2 (F1A)\Tech\Transyt\TRANSYT - AGREED HE\_LCC BASE MODEL (MARCH 2020)\Post-Submission Work  
**Report generation date:** 24/06/2021 13:41:00

- »Network Diagrams
- «A2 - PM Base : D2 - PM 2019\* :
  - »Summary
  - »Network Options
  - »Traffic Nodes
  - »Arms and Traffic Streams
  - »Pedestrian Crossings
  - »Local OD Matrix - Local Matrix: 1
  - »Signal Timings
  - »Results - Link
  - »Results - Traffic Stream
  - »Data Entry - Stage Start and End
  - »Data Entry - Phase
  - »Data Entry - Traffic Stream
  - »Data entry - Link
  - »Results - Pedestrian
  - »Traffic Stream Results
  - »Pedestrian Crossing Results
  - »Network Results
  - »Point to Point Journey Time
  - »Final Prediction Table

**File summary**

**File description**

<b>File title</b>	(untitled)
<b>Location</b>	
<b>Site number</b>	
<b>UTCRegion</b>	
<b>Driving side</b>	Left
<b>Date</b>	01/03/2017
<b>Version</b>	
<b>Status</b>	(new file)
<b>Identifier</b>	
<b>Client</b>	
<b>Jobnumber</b>	
<b>Enumerator</b>	LEEDS\00730414
<b>Description</b>	

### Model and Results

Enable controller offsets	Enable fuel consumption	Enable quick flares	Display journey time results	Display level of service results	Display blocking and starvation results	Display end of red and green queue results	Display excess queue results	Display separate uniform and random results	Display unweighted results	Display TRANSYT 12 style timings	Display effective greens in results	Display Red-With-Amber	Display End-Of-Green Amber

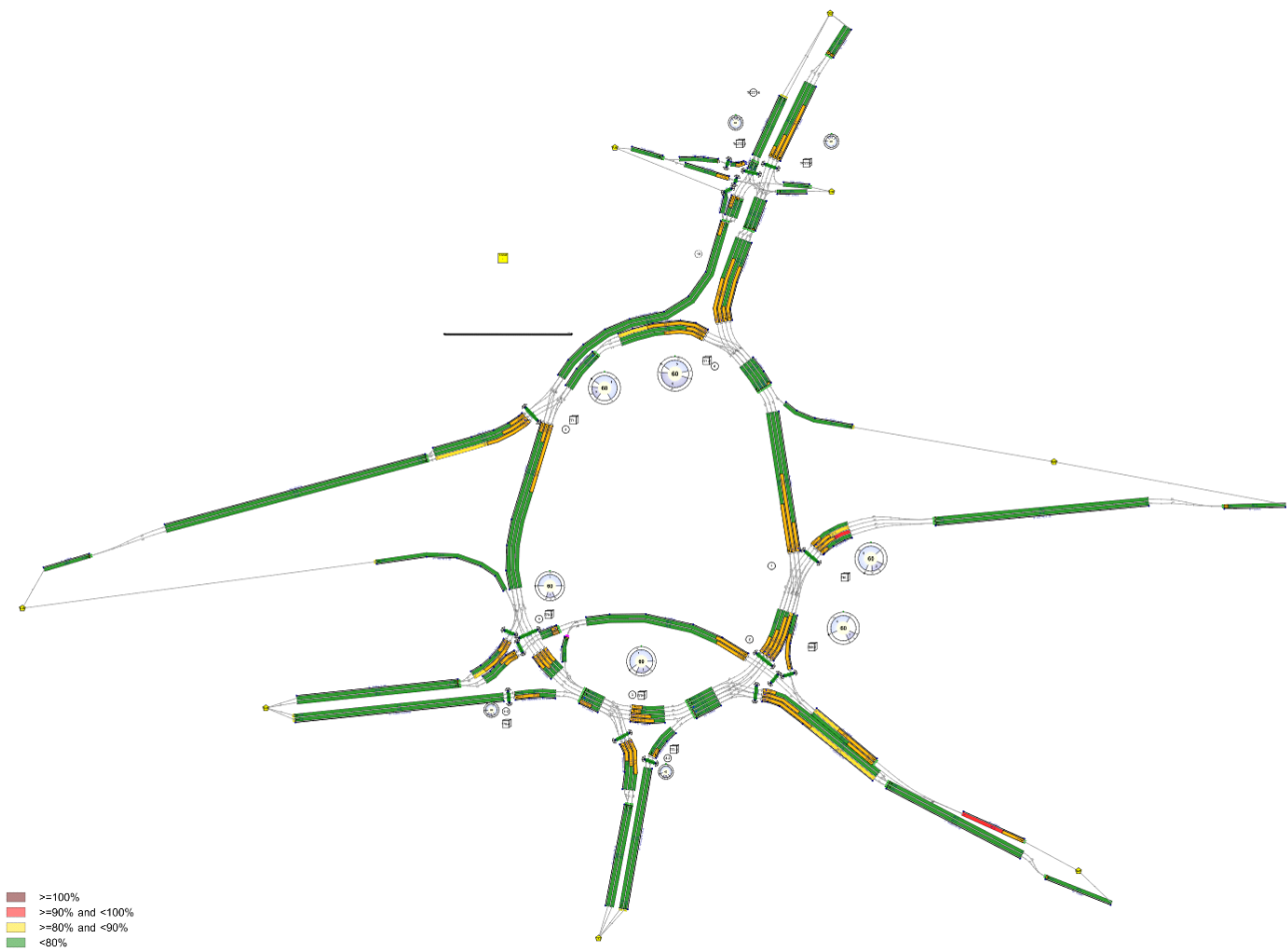
### Units

Cost units	Speed units	Distance units	Fuel economy units	Fuel rate units	Mass units	Traffic units input	Traffic units results	Flow units	Average delay units	Total delay units	Rate of delay units
£	kph	m	mpg	l/h	kg	PCU	PCU	perHour	s	-Hour	perHour

### Sorting

Show names instead of IDs	Sorting direction	Sorting type	Ignore prefixes when sorting	Analysis/demand set sorting	Link grouping	Source grouping	Colour Analysis/Demand Sets
	Ascending	Numerical		ID	Normal	Normal	✓

## Network Diagrams



■ >=100%  
 ■ >=90% and <100%  
 ■ >=80% and <90%  
 ■ <80%  
 Colour overlay: Degree of Saturation  
 (untitled)  
 Cyclotime 0s / 60s , Timesteps 59 / 60  
 2, 2  
 Diagram produced using TRANSYT 15.5.2.7994

# A2 - PM Base

## D2 - PM 2019\*

### Summary

#### Data Errors and Warnings

Severity	Area	Item	Description
Warning	Traffic Stream Data	Arm Bf - Traffic Stream 1	Arm Bf - Traffic Stream 1 is over 200m. Recommend the use of PDM to model platooning effects.
Warning	Traffic Stream Data	Arm Bf - Traffic Stream 2	Arm Bf - Traffic Stream 2 is over 200m. Recommend the use of PDM to model platooning effects.
Warning	Traffic Stream Data	Arm Ff - Traffic Stream 1	Arm Ff - Traffic Stream 1 is over 200m. Recommend the use of PDM to model platooning effects.
Warning	Traffic Stream Data	Arm Ff - Traffic Stream 2	Arm Ff - Traffic Stream 2 is over 200m. Recommend the use of PDM to model platooning effects.
Warning	Traffic Stream Data	Arm xA - Traffic Stream 1	Arm xA - Traffic Stream 1 is over 200m. Recommend the use of PDM to model platooning effects.
Warning	Traffic Stream Data	Arm xA - Traffic Stream 2	Arm xA - Traffic Stream 2 is over 200m. Recommend the use of PDM to model platooning effects.
Warning	Traffic Stream Data	Arm TC38 - Traffic Stream 1	Traffic Stream 1: CTM uses a whole number of cells. CTM is using the length adjusted by 30%.
Warning	Local Matrix	Local Matrix 1	Local Matrix 1: Resultant Flows have warnings in one or more time segments - see the Resultant Flows tab of the OD Matrix screen.
Warning	Traffic Stream Signals	Arm TC5 - Traffic Stream 4 - Signals (TC777-1, C)	Traffic Stream 4 controlling phase C never runs in the current stage sequence.
Warning	Traffic Stream Signals	Arm TC42 - Traffic Stream 1 - Signals (TC777-1, E)	Traffic Stream 1 controlling phase E never runs in the current stage sequence.
Info	Arm Data	Arm xC	No traffic node specified for arm(s): xC
Info	Traffic Stream Signals	Arm TC5 - Traffic Stream 4 - Signals (TC777-1, C)	Traffic Stream 4 controlling phase C never runs in stage sequence 1.
Info	Traffic Stream Signals	Arm TC42 - Traffic Stream 1 - Signals (TC777-1, E)	Traffic Stream 1 controlling phase E never runs in stage sequence 1.

#### Run Summary

Analysis set used	Run start time	Run finish time	Modelling start time (HH:mm)	Network Cycle Time (s)	Performance Index (£ per hr)	Total network delay (PCU-hr/hr)	Highest DOS (%)	Item with highest DOS	Number of oversaturated items	Percentage of oversaturated items (%)	Item with worst signalised PRC	Item with worst unsignalised PRC	Item with worst over PR
2	24/06/2021 13:40:40	24/06/2021 13:40:44	16:30	60	2313.39	129.39	95.62	47/1	2	1	TC5/4	47/1	TC5

#### Analysis Set Details

Name	Description	Demand set	Include in report	Locked
PM Base		D2	✓	

#### Demand Set Details

Name	Description	Composite	Demand sets	Start time (HH:mm)	Locked
PM 2019				16:30	

## Network Options

### Network timings

Network cycle time (s)	Restrict to SCOOT cycle times	Time segment length (min)	Number of time segments	Modelled time period (min)
60		60	1	60

### Signals options

Start displacement (s)	End displacement (s)
2	3

### Advanced

Phase minimum broken penalty (£)	Phase maximum broken penalty (£)	Intergreen broken penalty (£)	Starting Red-with-Amber (s)
10000.00	10000.00	10000.00	2

### Traffic options

Traffic model	Vehicle flow scaling factor (%)	Pedestrian flow scaling factor (%)	Cruise times or speeds
Platoon Dispersion (PDM)	100	100	Cruise Speeds

### Advanced

Resolution	DOS Threshold (%)	Cruise scaling factor (%)	Use link stop weightings	Use link delay weightings	Exclude pedestrians from results calculation	Random delay mode	Type of Vehicle-in-Service	Type of random parameter	PCU Length (m)	Calculate results for Path Segments	Generate PDM Profile Data
1	90	100	✓	✓		Complex	Uniform (TRANSYT)	Uniform (TRANSYT)	5.75		✓

### Normal Traffic parameters

Dispersion type	Dispersion coefficient	Travel time coefficient
Default	35	80

### Normal Traffic Types

Name	PCU Factor
Normal	1.00

### Bus parameters

Name	PCU Factor	Dispersion type	Acceleration (ms <sup>[-2]</sup> )	Stationary time coefficient	Cruise time coefficient
Bus	1.00	Default	0.94	30	85

### Tram parameters

Name	PCU Factor	Dispersion type	Acceleration (ms <sup>[-2]</sup> )	Stationary time coefficient	Cruise time coefficient
Tram	1.00	Default	0.94	100	100

### Pedestrian parameters

Dispersion type
Default

### Optimisation options

Enable optimisation	Auto redistribute	Optimisation level	Enable OUT Profile accuracy
			✓

### Advanced

Optimisation type	Hill climb increments	OUTProfile accuracy	Use enhanced optimisation	Auto optimisation order	Optimisation order	Master controller	Offsets relative to master controller	Master controller offset after each run
				✓				Do nothing

### Economics

Vehicle Monetary Value Of Delay (£ per PCU-hr)	Vehicle Monetary Value Of Stops (£ per 100 stops)	Pedestrian monetary value of delay (£ per Ped-hr)
14.20	2.60	14.20

## Traffic Nodes

### Traffic Nodes

Traffic node	Name	Description
(ALL)	(untitled)	



Arm	Traffic Stream	Name	Description	Auto length	Length (m)	Has Saturation Flow	Saturation flow source	Saturation flow (PCU/hr)	Auto-calculate cell saturation flow	Cell saturation flow (PCU/hr)	Is signal controlled	Is give way	Traffic type	Allow Nearside Turn On Red
A	1	(untitled)	M62E	✓	74.52	✓	Directly entered	2050		2050	✓		Normal	
	2	(untitled)	Wake	✓	76.88	✓	Directly entered	2050		2050	✓		Normal	
	3	(untitled)	Dews	✓	78.61	✓	Directly entered	2050		2050	✓		Normal	
	4	(untitled)	Brad/M62W	✓	80.35	✓	Directly entered	2050		2050	✓		Normal	
Ac	1	(untitled)	M62E	✓	95.80	✓	Directly entered	2263		2263	✓		Normal	
	2	(untitled)	Wake	✓	92.34	✓	Directly entered	2263		2263	✓		Normal	
	3	(untitled)	Dews/Brad	✓	87.95	✓	Directly entered	2263		2263	✓		Normal	
Acf	1	(untitled)		✓	69.59	✓	Directly entered	2263		2263			Normal	
	2	(untitled)		✓	70.42	✓	Directly entered	2263		2263			Normal	
Af	1	(untitled)	M62E/Wake	✓	53.54	✓	Directly entered	2050		2050			Normal	
	2	(untitled)	Dews	✓	53.19	✓	Directly entered	2050		2050			Normal	
	3	(untitled)	Brad/M62W	✓	53.01	✓	Directly entered	2050		2050			Normal	
B	1	(untitled)	Wake/Dews	✓	94.67	✓	Directly entered	2050		2050	✓		Normal	
	2	(untitled)	Brad	✓	97.18	✓	Directly entered	2150		2150	✓		Normal	
	3	(untitled)	Leeds	✓	99.69	✓	Directly entered	2100		2100	✓		Normal	
	4	(untitled)		✓	102.42	✓	Directly entered	2050		2050	✓		Normal	
Bc	1	(untitled)	Wake	✓	132.85	✓	Directly entered	2050		2050	✓		Normal	
	2	(untitled)	Dews	✓	131.47	✓	Directly entered	2050		2263	✓		Normal	
	3	(untitled)	Brad/M62W	✓	130.10	✓	Directly entered	2050		2050	✓		Normal	
Bcf	1	(untitled)		✓	62.67	✓	Directly entered	2263		2263			Normal	
	2	(untitled)		✓	63.14	✓	Directly entered	2263		2050			Normal	
	3	(untitled)		✓	62.35	✓	Directly entered	2263		2050			Normal	
	4	(untitled)		✓	62.25	✓	Directly entered	2263		2050			Normal	
Bf	1	(untitled)		✓	227.81	✓	Sum of lanes	1800		1600			Normal	
	2	(untitled)		✓	228.44	✓	Sum of lanes	1800		1700			Normal	
C	1	(untitled)	Dews/Brad	✓	121.13	✓	Directly entered	2100		2050	✓		Normal	
	2	(untitled)	M62W/Brad/Leeds	✓	122.36	✓	Directly entered	2200		2100	✓		Normal	
	3	(untitled)	Leeds/M62E	✓	124.35	✓	Directly entered	2050		1900	✓		Normal	
Cf	1	(untitled)		✓	144.60	✓	Sum of lanes	1965		1965			Normal	
	2	(untitled)		✓	145.86	✓	Sum of lanes	1965		1965			Normal	
D	1	(untitled)	Brad/M62		55.00	✓	Directly entered	2050		2050	✓		Normal	
	2	(untitled)	Leeds		55.00	✓	Directly entered	1850		2075	✓		Normal	

	3	(untitled)	Leeds/M62/Wake	✓	52.87	✓	Directly entered	2250		2250	✓		Normal
Dc	1	(untitled)	Brad	✓	50.67	✓	Directly entered	2100		2100	✓		Normal
	2	(untitled)	Brad/M62W	✓	48.72	✓	Directly entered	2100		2100	✓		Normal
	3	(untitled)	Leeds	✓	46.78	✓	Directly entered	2100		2100	✓		Normal
	4	(untitled)	Leeds/M62E	✓	44.83	✓	Directly entered	2100		2100	✓		Normal
Dcf	1	(untitled)		✓	65.95	✓	Directly entered	2050		2050			Normal
	2	(untitled)		✓	65.92	✓	Directly entered	2100		2100			Normal
	3	(untitled)		✓	68.61	✓	Directly entered	2100		2100			Normal
	4	(untitled)		✓	66.73	✓	Directly entered	2100		2100			Normal
	5	(untitled)		✓	66.90	✓	Directly entered	2100		2100			Normal
Df	1	(untitled)			200.00	✓	Sum of lanes	1900					Normal
	2	(untitled)			200.00	✓	Directly entered	2250					Normal
Dxp	1	(untitled)		✓	46.62	✓	Directly entered	2050			✓		Normal
	2	(untitled)		✓	48.64	✓	Directly entered	2050			✓		Normal
Ec	1	(untitled)	M62W	✓	50.09	✓	Directly entered	2150		2150	✓		Normal
	2	(untitled)	Leeds	✓	48.43	✓	Directly entered	2263		2263	✓		Normal
	3	(untitled)	Leeds	✓	46.77	✓	Directly entered	2263		2263	✓		Normal
	4	(untitled)	M62E	✓	45.93	✓	Directly entered	2250		2250	✓		Normal
Ecf	1	(untitled)		✓	45.94	✓	Directly entered	2100		2100			Normal
	2	(untitled)		✓	46.37	✓	Directly entered	2100		2100			Normal
	3	(untitled)		✓	46.93	✓	Directly entered	2263		2263			Normal
	4	(untitled)		✓	50.37	✓	Directly entered	2300		2300			Normal
Ef	1	(untitled)		✓	127.54	✓	Directly entered	1900					Normal
	2	(untitled)		✓	127.54	✓	Sum of lanes	1900					Normal
Exp	1	(untitled)		✓	51.83	✓	Directly entered	2050		2100	✓		Normal
	2	(untitled)		✓	53.71	✓	Directly entered	2050		2100	✓		Normal
F	1	(untitled)	Leeds	✓	85.13	✓	Directly entered	2100		2100	✓		Normal
	2	(untitled)	Wake	✓	85.72	✓	Directly entered	2100		2100	✓		Normal
	3	(untitled)	Dews/Brad	✓	87.25	✓	Directly entered	2100		2100	✓		Normal
Fc	1	(untitled)	Leeds	✓	183.21	✓	Directly entered	2263		2263	✓		Normal
	2	(untitled)	Leeds	✓	181.45	✓	Directly entered	2263		2263	✓		Normal
	3	(untitled)	M62E/Dews	✓	180.28	✓	Directly entered	2263		2263	✓		Normal
Ff	1	(untitled)		✓	275.73	✓	Sum of lanes	1900		1900			Normal
	2	(untitled)		✓	275.39	✓	Sum of lanes	1900		1900			Normal

G	1	(untitled)		✓	156.15	✓	Directly entered	2050		2050	✓		Normal
	2	(untitled)		✓	152.60	✓	Directly entered	2050		2050	✓		Normal
Gf	1	(untitled)		✓	38.89	✓	Directly entered	2050		2050			Normal
	2	(untitled)		✓	38.45	✓	Directly entered	2050		2050			Normal
xA	1	(untitled)		✓	229.66	✓	Directly entered	2263		2263			Normal
	2	(untitled)		✓	229.97	✓	Directly entered	2263		2263			Normal
xB	1	(untitled)		✓	77.15								Normal
xC	1	(untitled)		✓	115.60	✓	Sum of lanes	1900		1900			Normal
	2	(untitled)		✓	115.98	✓	Sum of lanes	1900		1900			Normal
xD	1	(untitled)		✓	121.71								Normal
	2	(untitled)		✓	122.74								Normal
xE	1	(untitled)		✓	173.89								Normal
	2	(untitled)		✓	173.83								Normal
xF	1	(untitled)		✓	162.53								Normal
Cc1	1	(untitled)	Wake	✓	95.84	✓	Directly entered	2050		2050	✓		Normal
E1	1	(untitled)	M62W/Leeds		80.00	✓	Directly entered	2050		1900	✓		Normal
	2	(untitled)	Leeds/M62E		80.00	✓	Directly entered	2200		2100	✓		Normal
Gf1	1	(untitled)		✓	49.26							✓	Normal
Cc2	2	(untitled)	Dews	✓	91.58	✓	Directly entered	2150		2100	✓		Normal
	3	(untitled)	Brad/M62W	✓	89.25	✓	Directly entered	2050		2050	✓		Normal
	4	(untitled)	Dews/Brad	✓	88.96	✓	Directly entered	2150		2100	✓		Normal
	5	(untitled)	Leeds	✓	88.65	✓	Directly entered	2050		2050	✓		Normal
E2	3	(untitled)	Wake	✓	53.28	✓	Directly entered	2150		2050	✓		Normal
	4	(untitled)	Wake	✓	54.33	✓	Directly entered	2050		2050	✓		Normal
TC5	2	(untitled)		✓	23.03	✓	Sum of lanes	2263		2263	✓		Normal
	3	(untitled)		✓	23.02	✓	Directly entered	2263		2263	✓		Normal
	4	(untitled)		✓	24.43	✓	Sum of lanes	1800		2263	✓		Normal
TC9	1	(untitled)		✓	91.71	✓	Directly entered	1925		1925	✓		Normal
	2	(untitled)		✓	92.11	✓	Sum of lanes	1966		1966	✓		Normal
	3	(untitled)		✓	92.69	✓	Sum of lanes	1947		1947	✓		Normal
TC35	1	(untitled)		✓	24.16	✓	Directly entered	1900		2263	✓		Normal
TC36	1	(untitled)		✓	25.22	✓	Sum of lanes	1800					Normal
TC37	1	(untitled)		✓	44.32	✓	Directly entered	1850		1850	✓		Normal
TC38	1	(untitled)		✓	21.32	✓	Directly entered	1850		1850		✓	Normal
TC39	2	(untitled)		✓	35.24	✓	Directly entered	2263		2263			Normal
	3	(untitled)		✓	33.28	✓	Directly entered	2263		2263			Normal
TC40	2	(untitled)		✓	58.74								Normal
	3	(untitled)		✓	55.82								Normal

TC41	1	(untitled)		✓	54.63	✓	Directly entered	1850		1850	✓		Normal
TC42	1	(untitled)		✓	23.35	✓	Sum of lanes	1771			✓		Normal
TC43	1	(untitled)		✓	51.77	✓	Sum of lanes	1800					Normal
47	1	(untitled)		✓	133.63	✓	Directly entered	1300		1300			Normal
48	1	(untitled)		✓	55.12	✓	Sum of lanes	1965					Normal
49	1	(untitled)		✓	26.24	✓	Directly entered	1900					Normal
	2	(untitled)		✓	26.24	✓	Directly entered	1900					Normal
50	1	(untitled)		✓	48.15	✓	Sum of lanes	1900					Normal
51	1	(untitled)		✓	37.47	✓	Sum of lanes	1900					Normal

**Lanes**

Am	Traffic Stream	Lane	Name	Description	Use RR67	Surface condition	Site quality factor	Gradient (%)	Width (m)	Use connector turning radius	Proportion that turn (%)	Turning radius (m)	Nearside lane	Saturation flow (PCU/hr)
A	1	1	(untitled)											
	2	2	(untitled)											
	3	3	(untitled)											
	4	4	(untitled)											
Ac	1	1	(untitled)											
	2	2	(untitled)											
	3	3	(untitled)											
Acf	1	1	(untitled)											
	2	2	(untitled)											
Af	1	1	(untitled)											
	2	2	(untitled)											
	3	3	(untitled)											
B	1	1	(untitled)											
	2	2	(untitled)											
	3	3	(untitled)											
	4	4	(untitled)											
Bc	1	1	(untitled)											
	2	1	(untitled)											
	3	1	(untitled)											
Bcf	1	1	(untitled)											
	2	1	(untitled)											
	3	1	(untitled)											
	4	1	(untitled)											
Bf	1	1	(untitled)											1800
	2	1	(untitled)											1800
C	1	1	(untitled)											
	2	2	(untitled)											
	3	3	(untitled)											
Cf	1	2	(untitled)											1965
	2	1	(untitled)											1965
D	1	1	(untitled)											
	2	2	(untitled)											
	3	3	(untitled)											
Dc	1	1	(untitled)											
	2	2	(untitled)											
	3	3	(untitled)											
	4	4	(untitled)											



TC9	2	1	(untitled)		✓	N/A	Average	0	3.70	✓	0	99999.00		1966
	3	1	(untitled)		✓	N/A	Average	0	3.50	✓	0	99999.00		1947
TC35	1	1	(untitled)											
TC36	1	1	(untitled)											1800
TC37	1	1	(untitled)											
TC38	1	1	(untitled)											
TC39	2	1	(untitled)											
	3	1	(untitled)											
TC40	2	1	(untitled)											
	3	1	(untitled)											
TC41	1	1	(untitled)											
TC42	1	1	(untitled)		✓	N/A	Average	0	3.00	✓	0	9.44	✓	1771
TC43	1	1	(untitled)											1800
47	1	1	(untitled)											
48	1	1	(untitled)											1965
49	1	2	(untitled)											
	2	1	(untitled)											
50	1	1	(untitled)											1900
51	1	1	(untitled)											1900

### Modelling

Arm	Traffic Stream	Traffic model	Stop weighting multiplier (%)	Delay weighting multiplier (%)	Assignment Cost Weighting (%)	Exclude from results calculation	Max queue storage (PCU)	Has queue limit	Queue limit (PCU)	Excess queue penalty (£)	Has degree of saturation limit	Degree of saturation limit (%)	Excess degree of saturation penalty (£)	Low degree of saturation penalty (£)
A	1	CTM	100	100	100		0.00							
	2	CTM	100	100	100		0.00							
	3	CTM	100	100	100		0.00							
	4	CTM	100	100	100		0.00							
Ac	1	CTM	100	100	100		0.00							
	2	CTM	100	100	100		0.00							
	3	CTM	100	100	100		0.00							
Acf	1	CTM	100	100	100		0.00							
	2	CTM	100	100	100		0.00							
Af	1	CTM	100	100	100		0.00							
	2	CTM	100	100	100		0.00							
	3	CTM	100	100	100		0.00							
B	1	CTM	100	100	100		0.00							
	2	CTM	100	100	100		0.00							
	3	CTM	100	100	100		0.00							
	4	CTM	100	100	100		0.00							
Bc	1	CTM	100	100	100		0.00							
	2	CTM	100	100	100		0.00							
	3	CTM	100	100	100		0.00							
Bcf	1	CTM	100	100	100		0.00							
	2	CTM	100	100	100		0.00							
	3	CTM	100	100	100		0.00							
	4	CTM	100	100	100		0.00							
Bf	1	CTM	100	100	100		0.00							
	2	CTM	100	100	100		0.00							
C	1	CTM	100	100	100		0.00							
	2	CTM	100	100	100		0.00							
	3	CTM	100	100	100		0.00							
Cf	1	CTM	100	100	100		0.00							
	2	CTM	100	100	100		0.00							
D	1	CTM	100	100	100		0.00							
	2	CTM	100	100	100		0.00							
	3	CTM	100	100	100		0.00							

Dc	1	CTM	100	100	100	0.00								
	2	CTM	100	100	100	0.00								
	3	CTM	100	100	100	0.00								
	4	CTM	100	100	100	0.00								
Dcf	1	CTM	100	100	100	0.00								
	2	CTM	100	100	100	0.00								
	3	CTM	100	100	100	0.00								
	4	CTM	100	100	100	0.00								
	5	CTM	100	100	100	0.00								
Df	1	NetworkDefault	100	100	100	0.00								
	2	NetworkDefault	100	100	100	0.00								
Dxp	1	NetworkDefault	100	100	100	0.00								
	2	NetworkDefault	100	100	100	0.00								
Ec	1	CTM	100	100	100	0.00								
	2	CTM	100	100	100	0.00								
	3	CTM	100	100	100	0.00								
	4	CTM	100	100	100	0.00								
Ecf	1	CTM	100	100	100	0.00								
	2	CTM	100	100	100	0.00								
	3	CTM	100	100	100	0.00								
	4	CTM	100	100	100	0.00								
Ef	1	NetworkDefault	100	100	100	0.00								
	2	NetworkDefault	100	100	100	0.00								
Exp	1	CTM	100	100	100	0.00								
	2	CTM	100	100	100	0.00								
F	1	CTM	100	100	100	0.00								
	2	CTM	100	100	100	0.00								
	3	CTM	100	100	100	0.00								
Fc	1	CTM	100	100	100	0.00								
	2	CTM	100	100	100	0.00								
	3	CTM	100	100	100	0.00								
Ff	1	CTM	100	100	100	0.00								
	2	CTM	100	100	100	0.00	✓	0.00	0.00	✓	2	0.00	0.00	
G	1	CTM	100	100	100	0.00								
	2	CTM	100	100	100	0.00								
Gf	1	CTM	100	100	100	0.00								
	2	CTM	100	100	100	0.00								
xA	1	CTM	100	100	100	0.00								
	2	CTM	100	100	100	0.00								
xB	1	NetworkDefault	100	100	100	0.00								
xC	1	CTM	100	100	100	0.00								
	2	CTM	100	100	100	0.00								
xD	1	NetworkDefault	100	100	100	0.00								
	2	NetworkDefault	100	100	100	0.00								
xE	1	NetworkDefault	100	100	100	0.00								
	2	NetworkDefault	100	100	100	0.00								
xF	1	NetworkDefault	100	100	100	0.00								
Cc1	1	CTM	100	100	100	0.00								
E1	1	CTM	100	100	100	0.00								
	2	CTM	100	100	100	0.00								
Gf1	1	NetworkDefault	100	100	100	0.00								
Cc2	2	CTM	100	100	100	0.00								
	3	CTM	100	100	100	0.00								
	4	CTM	100	100	100	0.00								
	5	CTM	100	100	100	0.00								
E2	3	CTM	100	100	100	0.00								
	4	CTM	100	100	100	0.00								
	2	CTM	100	100	100	0.00								

TC5	3	CTM	100	100	100	0.00							
	4	CTM	100	100	100	0.00							
TC9	1	CTM	100	100	100	0.00							
	2	CTM	100	100	100	0.00							
	3	CTM	100	100	100	0.00							
TC35	1	CTM	100	100	100	0.00							
TC36	1	NetworkDefault	100	100	100	0.00							
TC37	1	CTM	100	100	100	0.00							
TC38	1	CTM	100	100	100	0.00							
TC39	2	CTM	100	100	100	0.00							
	3	CTM	100	100	100	0.00							
TC40	2	PDM	100	100	100	0.00							
	3	PDM	100	100	100	0.00							
TC41	1	CTM	100	100	100	0.00							
TC42	1	NetworkDefault	100	100	100	0.00							
TC43	1	NetworkDefault	100	100	100	0.00							
47	1	CTM	100	100	100	0.00							
48	1	NetworkDefault	100	100	100	0.00							
49	1	NetworkDefault	100	100	100	0.00							
	2	NetworkDefault	100	100	100	0.00							
50	1	NetworkDefault	100	100	100	0.00							
51	1	NetworkDefault	100	100	100	0.00							

### Modelling - Advanced

Arm	Traffic Stream	Initial queue (PCU)	Type of Vehicle-in-Service	Vehicle-in-Service	Type of random parameter	Random parameter	Auto cycle time	Cycle time
(ALL)	(ALL)	0.00	NetworkDefault	Not-Included	NetworkDefault	0.50	✓	60

### Normal traffic - Modelling

Arm	Traffic Stream	Stop weighting (%)	Delay weighting (%)
(ALL)	(ALL)	100	100

### Normal traffic - Advanced

Arm	Traffic Stream	Dispersion type for Normal Traffic
(ALL)	(ALL)	NetworkDefault

### Flows

Arm	Traffic Stream	Total Flow (PCU/hr)	Normal Flow (PCU/hr)
A	1	789	789
	2	344	344
	3	703	703
	4	478	478
Ac	1	718	718
	2	251	251
	3	415	415
Acf	1	969	969
	2	415	415
Af	1	1133	1133
	2	703	703
	3	478	478
B	1	237	237
	2	364	364
	3	339	339
	4	260	260
Bc	1	682	682
	2	972	972
	3	537	537
	1	1507	1507

<b>Bcf</b>	2	682	682
	3	972	972
	4	537	537
<b>Bf</b>	1	601	601
	2	599	599
<b>C</b>	1	421	421
	2	367	367
	3	142	142
<b>Cf</b>	1	421	421
	2	509	509
<b>D</b>	1	253	253
	2	293	293
	3	340	340
<b>Dc</b>	1	710	710
	2	741	741
	3	259	259
	4	402	402
<b>Dcf</b>	1	1047	1047
	2	1193	1193
	3	741	741
	4	259	259
	5	402	402
<b>Df</b>	1	546	546
	2	340	340
<b>Dxp</b>	1	1047	1047
	2	483	483
<b>Ec</b>	1	500	500
	2	482	482
	3	518	518
	4	269	269
<b>Ecf</b>	1	801	801
	2	903	903
	3	482	482
	4	812	812
<b>Ef</b>	1	764	764
	2	538	538
<b>Exp</b>	1	801	801
	2	403	403
<b>F</b>	1	164	164
	2	256	256
	3	332	332
<b>Fc</b>	1	564	564
	2	609	609
	3	761	761
<b>Ff</b>	1	420	420
	2	332	332
<b>G</b>	1	297	297
	2	267	267
<b>Gf</b>	1	293	293
	2	245	245
<b>xA</b>	1	638	638
	2	663	663
<b>xB</b>	1	1507	1507
<b>xC</b>	1	644	644
	2	599	599
<b>xD</b>	1	1047	1047
	2	483	483

xE	1	801	801
	2	403	403
xF	1	599	599
Cc1	1	679	679
E1	1	272	272
	2	492	492
Gf1	1	26	26
	2	968	968
Cc2	3	568	568
	4	917	917
	5	260	260
	3	293	293
E2	4	245	245
	2	604	604
TC5	3	663	663
	4	0	0
	1	1058	1058
TC9	2	700	700
	3	388	388
	TC35	1	34
TC36	1	205	205
TC37	1	37	37
TC38	1	37	37
TC39	2	604	604
	3	663	663
TC40	2	641	641
	3	663	663
TC41	1	168	168
TC42	1	0	0
TC43	1	0	0
47	1	1243	1243
48	1	930	930
49	1	1058	1058
	2	1088	1088
50	1	1200	1200
51	1	752	752

### Signals

Arm	Traffic Stream	Controller stream	Phase	Second phase enabled
A	1	771-2	E	
	2	771-2	E	
	3	771-2	E	
	4	771-2	E	
Ac	1	771-2	D	
	2	771-2	D	
	3	771-2	D	
B	1	769-1	B	
	2	769-1	B	
	3	769-1	B	
	4	769-1	B	
Bc	1	769-1	A	
	2	769-1	A	
	3	769-1	A	
C	1	769-2	G	
	2	769-2	G	
	3	769-2	G	
D	1	770-1	B	
	2	770-1	B	

	3	770-1	B	
Dc	1	770-1	A	
	2	770-1	A	
	3	770-1	A	
	4	770-1	A	
Dxp	1	770-2	D	
	2	770-2	D	
Ec	1	770-3	F	
	2	770-3	F	
	3	770-3	F	
	4	770-3	F	
Exp	1	770-4	L	
	2	770-4	L	
F	1	771-1	B	
	2	771-1	B	
	3	771-1	B	
Fc	1	771-1	A	
	2	771-1	A	
	3	771-1	A	
G	1	769-2	F	
	2	769-2	F	
Cc1	1	769-2	E	
E1	1	770-3	G	
	2	770-3	G	
Cc2	2	769-2	D	
	3	769-2	D	
	4	769-2	D	
	5	769-2	D	
E2	3	770-3	H	
	4	770-3	H	
TC5	2	TC777-1	A	
	3	TC777-1	A	
	4	TC777-1	C	
TC9	1	TC777-1	B	
	2	TC777-1	B	
	3	TC777-1	B	
TC35	1	TC777-1	A	
TC37	1	TC777-2	J	
TC41	1	TC777-1	D	
TC42	1	TC777-1	E	

**Entry Sources**

Arm	Traffic Stream	Cruise time for Normal Traffic (s)	Cruise speed for Normal Traffic (kph)
Df	1	24.00	30.00
	2	24.00	30.00
Ef	1	15.31	30.00
	2	15.31	30.00
TC36	1	3.03	30.00
TC42	1	2.80	30.00
48	1	6.61	30.00
49	1	3.15	30.00
	2	3.15	30.00
50	1	5.78	30.00
51	1	4.50	30.00

**Sources**

Arm	Traffic Stream	Source	Source traffic stream	Destination traffic stream	Cruise time for Normal Traffic (s)	Cruise speed for Normal Traffic (kph)	Auto turning radius	Traffic turn style	Turning radius (m)
-----	----------------	--------	-----------------------	----------------------------	------------------------------------	---------------------------------------	---------------------	--------------------	--------------------

A	1	1	Af/1	A/1	5.59	48.00	✓	Straight	Straight Movement
	2	1	Af/1	A/2	5.77	48.00	✓	Straight	Straight Movement
	3	1	Af/2	A/3	5.90	48.00	✓	Straight	Straight Movement
	4	1	Af/3	A/4	6.03	48.00	✓	Straight	Straight Movement
Ac	1	1	Acf/1	Ac/1	7.19	48.00	✓	Offside	48.59
	2	1	Acf/1	Ac/2	9.50	35.00	✓	Offside	46.08
	3	1	Acf/2	Ac/3	6.60	48.00	✓	Offside	42.76
Acf	1	1	F/2	Acf/1	5.22	48.00	✓	Straight	Straight Movement
	2	1	F/3	Acf/2	7.24	35.00	✓	Straight	Straight Movement
Af	1	1	TC42/1	Af/1	6.42	30.00	✓	Nearside	10.60
	2	1	TC42/1	Af/2	6.38	30.00	✓	Nearside	10.60
	3	1	TC42/1	Af/3	6.36	30.00	✓	Nearside	10.60
B	1	1	Bf/1	B/1	7.10	48.00	✓	Straight	Straight Movement
	2	1	Bf/1	B/2	7.29	48.00	✓	Straight	Straight Movement
	3	1	Bf/2	B/3	7.48	48.00	✓	Straight	Straight Movement
	4	1	Bf/2	B/4	12.29	30.00	✓	Straight	Straight Movement
Bc	1	1	Bcf/2	Bc/1	11.96	40.00	✓	Offside	51.76
	2	1	Bcf/3	Bc/2	11.83	40.00	✓	Offside	48.45
	3	1	Bcf/4	Bc/3	11.71	40.00	✓	Offside	45.13
Bcf	1	1	A/1	Bcf/1	4.70	48.00	✓	Nearside	68.65
	2	1	A/2	Bcf/2	6.69	34.00	✓	Nearside	71.96
	3	1	A/3	Bcf/3	6.60	34.00	✓	Nearside	75.27
	4	1	A/4	Bcf/4	6.59	34.00	✓	Nearside	78.59
Bf	1	1	50/1	Bf/1	27.34	30.00	✓	Straight	Straight Movement
	2	1	50/1	Bf/2	27.41	30.00	✓	Straight	Straight Movement
C	1	1	Cf/1	C/1	14.54	30.00	✓	Offside	59.30
	2	1	Cf/2	C/2	14.68	30.00	✓	Offside	55.98
	3	1	Cf/2	C/3	14.92	30.00	✓	Offside	53.27
Cf	1	1	48/1	Cf/1	17.35	30.00	✓	Straight	Straight Movement
	2	1	48/1	Cf/2	17.50	30.00	✓	Straight	Straight Movement
D	1	1	Df/1	D/1	4.13	48.00	✓	Straight	Straight Movement
	2	1	Df/1	D/2	4.13	48.00	✓	Straight	Straight Movement
	3	1	Df/2	D/3	3.97	48.00	✓	Straight	Straight Movement
Dc	1	1	Dcf/2	Dc/1	3.80	48.00	✓	Offside	56.07
	2	1	Dcf/3	Dc/2	3.65	48.00	✓	Offside	52.76
	3	1	Dcf/4	Dc/3	3.51	48.00	✓	Offside	49.44
	4	1	Dcf/5	Dc/4	3.36	48.00	✓	Offside	46.13
Dcf	1	1	Cc2/2	Dcf/1	4.95	48.00	✓	Straight	Straight Movement
	2	1	Cc2/4	Dcf/2	4.94	48.00	✓	Straight	Straight Movement
	3	1	Cc2/3	Dcf/3	5.15	48.00	✓	Straight	Straight Movement
	4	1	C/2	Dcf/4	5.00	48.00	✓	Nearside	58.86
	5	1	Cc2/5	Dcf/5	5.02	48.00	✓	Straight	Straight Movement

Dxp	1	1	Dcf/1	Dxp/1	3.50	48.00	✓	Nearside	80.62
	2	1	Dcf/2	Dxp/2	3.65	48.00	✓	Nearside	83.93
Ec	1	1	Ecf/2	Ec/1	3.76	48.00	✓	Offside	76.42
	2	1	Ecf/3	Ec/2	3.63	48.00	✓	Offside	73.10
	3	1	Ecf/4	Ec/3	3.51	48.00	✓	Offside	69.79
	4	1	Ecf/4	Ec/4	3.44	48.00	✓	Offside	67.06
Ecf	1	1	Dc/1	Ecf/1	3.45	48.00	✓	Offside	76.11
	2	1	Dc/2	Ecf/2	3.48	48.00	✓	Offside	72.80
	3	1	Dc/3	Ecf/3	3.52	48.00	✓	Offside	69.49
	4	1	Dc/4	Ecf/4	3.78	48.00	✓	Offside	66.17
Exp	1	1	Ecf/1	Exp/1	3.89	48.00	✓	Nearside	52.96
	2	1	Ecf/2	Exp/2	4.03	48.00	✓	Nearside	56.27
F	1	1	Ff/1	F/1	6.38	48.00	✓	Straight	Straight Movement
	2	1	Ff/1	F/2	6.43	48.00	✓	Straight	Straight Movement
	3	1	Ff/2	F/3	6.54	48.00	✓	Straight	Straight Movement
Fc	1	1	Ec/2	Fc/1	18.84	35.00	✓	Straight	Straight Movement
	2	1	Ec/3	Fc/2	18.66	35.00	✓	Straight	Straight Movement
	3	1	Ec/4	Fc/3	18.54	35.00	✓	Straight	Straight Movement
Ff	1	1	5f/1	Ff/1	33.09	30.00	✓	Straight	Straight Movement
	2	1	5f/1	Ff/2	33.05	30.00	✓	Straight	Straight Movement
G	1	1	Gf/1	G/1	16.06	35.00	✓	Offside	96.83
	2	1	Gf/2	G/2	11.45	48.00	✓	Offside	93.51
Gf	1	1	E2/3	Gf/1	2.92	48.00	✓	Straight	Straight Movement
	2	1	E2/4	Gf/2	2.88	48.00	✓	Straight	Straight Movement
xA	1	1	F/1	xA/1	17.22	48.00	✓	Straight	Straight Movement
	2	1	F/1	xA/2	17.25	48.00	✓	Straight	Straight Movement
xB	1	1	Bcf/1	xB/1	5.79	48.00	✓	Nearside	59.55
xC	1	1	G/1	xC/1	8.67	48.00	✓	Straight	Straight Movement
	2	1	G/2	xC/2	8.70	48.00	✓	Straight	Straight Movement
xD	1	1	Dxp/1	xD/1	9.13	48.00	✓	Nearside	30.26
	2	1	Dxp/2	xD/2	9.21	48.00	✓	Nearside	33.58
xE	1	1	Exp/1	xE/1	13.04	48.00	✓	Straight	Straight Movement
	2	1	Exp/2	xE/2	13.04	48.00	✓	Straight	Straight Movement
xF	1	1	Ec/1	xF/1	12.19	48.00	✓	Straight	Straight Movement
Cc1	1	1	B/1	Cc1/1	8.63	40.00	✓	Straight	Straight Movement
E1	1	1	Ef/1	E1/1	6.00	48.00	✓	Nearside	26.33
	2	1	Ef/1	E1/2	6.00	48.00	✓	Nearside	28.96
Gf1	1	1	Ecf/4	Gf1/1	3.69	48.00	✓	Offside	25.08
Cc2	2	1	B/1	Cc2/2	8.24	40.00	✓	Straight	Straight Movement
	3	1	Bc/3	Cc2/3	5.95	54.00	✓	Straight	Straight Movement
	4	1	Bc/3	Cc2/4	5.93	54.00	✓	Straight	Straight Movement
	5	1	Bc/3	Cc2/5	5.91	54.00	✓	Offside	97.08

E2	3	1	Ef/2	E2/3	4.00	48.00	✓	Nearside	43.25
	4	1	Ef/2	E2/4	4.07	48.00	✓	Nearside	43.25
TC5	2	1	xA/1	TC5/2	2.76	30.00	✓	Straight	Straight Movement
	3	1	xA/2	TC5/3	2.76	30.00	✓	Straight	Straight Movement
	4	1	xA/2	TC5/4	2.93	30.00	✓	Straight	Straight Movement
TC9	1	1	49/1	TC9/1	11.00	30.00	✓	Straight	Straight Movement
	2	1	49/2	TC9/2	11.05	30.00	✓	Straight	Straight Movement
	3	1	49/2	TC9/3	11.12	30.00	✓	Straight	Straight Movement
TC35	1	1	xA/1	TC35/1	2.90	30.00	✓	Straight	Straight Movement
TC37	1	1	TC36/1	TC37/1	3.19	50.00	✓	Nearside	46.04
TC38	1	1	TC37/1	TC38/1	1.53	50.00	✓	Straight	Straight Movement
TC39	2	1	TC5/2	TC39/2	2.54	50.00	✓	Straight	Straight Movement
	3	1	TC5/3	TC39/3	2.40	50.00	✓	Straight	Straight Movement
TC40	2	1	TC38/1	TC40/2	4.23	50.00	✓	Nearside	11.92
	3	1	TC39/3	TC40/3	4.02	50.00	✓	Offside	77.43
TC41	1	1	TC36/1	TC41/1	3.93	50.00	✓	Straight	Straight Movement
TC43	1	1	TC9/1	TC43/1	3.73	50.00	✓	Nearside	6.11
47	1	1	xC/1	47/1	16.04	30.00	✓	Straight	Straight Movement
Acf	1	2	Fc/3	Acf/1	5.22	48.00	✓	Straight	Straight Movement
	2	2	Fc/3	Acf/2	7.24	35.00	✓	Straight	Straight Movement
Af	1	2	TC9/1	Af/1	6.42	30.00	✓	Straight	Straight Movement
	2	2	TC9/2	Af/2	6.38	30.00	✓	Straight	Straight Movement
	3	2	TC9/3	Af/3	6.36	30.00	✓	Straight	Straight Movement
Bcf	1	2	Ac/1	Bcf/1	3.96	57.00	✓	Offside	93.05
	2	2	Ac/2	Bcf/2	3.99	57.00	✓	Offside	89.74
	3	2	Ac/3	Bcf/3	3.94	57.00	✓	Offside	86.42
	4	2	Ac/3	Bcf/4	3.93	57.00	✓	Offside	86.42
Dcf	1	2	C/1	Dcf/1	4.95	48.00	✓	Nearside	55.54
	2	2	C/1	Dcf/2	4.94	48.00	✓	Nearside	55.54
	3	2	C/2	Dcf/3	5.15	48.00	✓	Nearside	58.86
	4	2	Cc2/3	Dcf/4	8.01	30.00	✓	Straight	Straight Movement
	5	2	C/3	Dcf/5	5.02	48.00	✓	Nearside	62.17
Ecf	1	2	D/1	Ecf/1	3.45	48.00	✓	Nearside	43.36
	2	2	D/1	Ecf/2	3.48	48.00	✓	Nearside	43.36
	3	2	D/2	Ecf/3	3.52	48.00	✓	Nearside	46.68
	4	2	D/3	Ecf/4	3.78	48.00	✓	Nearside	49.99
Fc	1	2	E1/1	Fc/1	20.61	32.00	✓	Nearside	58.94
	2	2	E1/1	Fc/2	20.41	32.00	✓	Nearside	60.85
	3	2	E1/2	Fc/3	20.28	32.00	✓	Nearside	64.16
G	1	2	Gf1/1	G/1	16.06	35.00	✓	Offside	17.91
	2	2	Gf1/1	G/2	11.45	48.00	✓	Offside	15.13
xA	1	2	Fc/1	xA/1	17.22	48.00	✓	Straight	Straight Movement
	2	2	Fc/2	xA/2	17.25	48.00	✓	Straight	Straight Movement

xC	1	2	Cc1/1	xC/1	8.67	48.00	✓	Nearside	56.51
	2	2	Cc1/1	xC/2	8.70	48.00	✓	Nearside	57.28
xF	1	2	E1/1	xF/1	12.19	48.00	✓	Nearside	40.67
Cc1	1	2	Bc/1	Cc1/1	6.39	54.00	✓	Straight	Straight Movement
Cc2	2	2	Bc/2	Cc2/2	6.11	54.00	✓	Straight	Straight Movement
	3	2	B/3	Cc2/3	8.03	40.00	✓	Straight	Straight Movement
	4	2	B/2	Cc2/4	8.01	40.00	✓	Straight	Straight Movement
	5	2	B/4	Cc2/5	7.98	40.00	✓	Straight	Straight Movement
TC39	2	2	TC42/1	TC39/2	2.54	50.00	✓	Offside	9.44
	3	2	TC42/1	TC39/3	2.40	50.00	✓	Offside	9.44
TC40	2	2	TC39/2	TC40/2	4.23	50.00	✓	Offside	80.74
TC43	1	2	TC5/4	TC43/1	3.73	50.00	✓	Offside	21.45
47	1	2	xC/2	47/1	16.04	30.00	✓	Straight	Straight Movement
Acf	1	3	Fc/2	Acf/1	5.22	48.00	✓	Straight	Straight Movement
Af	1	3	TC41/1	Af/1	6.42	30.00	✓	Offside	6.19
	2	3	TC41/1	Af/2	6.38	30.00	✓	Offside	6.19
	3	3	TC41/1	Af/3	6.36	30.00	✓	Offside	6.19
Bcf	2	3	Ac/3	Bcf/2	3.99	57.00	✓	Offside	86.42
Dcf	3	3	Cc2/4	Dcf/3	8.23	30.00	✓	Straight	Straight Movement
Ecf	4	3	D/2	Ecf/4	6.04	30.00	✓	Nearside	46.68
xA	2	3	Fc/1	xA/2	17.25	48.00	✓	Straight	Straight Movement
Cc2	2	3	B/2	Cc2/2	8.24	40.00	✓	Straight	Straight Movement
	4	3	Bc/2	Cc2/4	5.93	54.00	✓	Straight	Straight Movement
	2	4	Bc/1	Cc2/2	6.11	54.00	✓	Straight	Straight Movement

### Give Way Data

Arm	Traffic Stream	Opposed traffic	Use Step-wise Opposed Turn Model	Visibility restricted
(ALL)	1	AllTraffic		

### Give Way Data - All Movements - Conflicts

Traffic Stream	Description	Controlling type	Controlling traffic stream	Percentage opposing (%)	Slope coefficient	Upstream signals visible	Conflict shift	Conflict duration
1		TrafficStream	Gf/1	100	0.22		4	0
		TrafficStream	Gf/2	100	0.22		4	4
		TrafficStream	TC39/2	100	0.22		0	0
		TrafficStream	TC39/3	100	0.22		0	0

## Pedestrian Crossings

### Pedestrian Crossings

Crossing	Name	Description	Traffic node	Allow walk on red	Crossing type	Length (m)	Cruise time (seconds)	Cruise speed (kph)
1	(untitled)		3-2		Nearside	3.00	2.00	5.40
2	(untitled)		3		Nearside	3.00	2.00	5.40
3	(untitled)		4-2		Nearside	3.00	2.00	5.40
4	(untitled)		4		Nearside	3.00	2.00	5.40
5	(untitled)		4		Nearside	3.00	2.00	5.40
6	(untitled)		4		Nearside	3.00	2.00	5.40
7	(untitled)		5		Nearside	3.00	2.00	5.40
8	(untitled)		1		Nearside	3.00	2.00	5.40
9	(untitled)		2		Nearside	3.00	2.00	5.40
10	(untitled)		2		Nearside	3.00	2.00	5.40
11	(untitled)				Nearside	3.00	2.00	5.40
12	(untitled)		2		Nearside	3.00	2.00	5.40
13	(untitled)				Farside	3.00	2.00	5.40
14	(untitled)				Farside	3.00	2.00	5.40
15	(untitled)				Nearside	3.00	2.00	5.40
16	(untitled)				Nearside	3.00	2.00	5.40
17	(untitled)				Nearside	3.00	2.00	5.40

### Pedestrian Crossings - Signals

Crossing	Controller stream	Phase	Second phase enabled
1	770-2	E	
2	770-1	C	
3	770-4	M	
4	770-3	J	
5	770-3	I	
6	770-3	K	
7	771-1	C	
8	769-1	C	
9	769-2	J	
10	769-2	K	
11	769-2	H	
12	769-2	I	
13	TC777-1	I	
14	TC777-1	F	
15	TC777-1	G	
16	TC777-1	H	
17	TC777-2	K	

### Pedestrian Crossings - Sides

Crossing	Side	Saturation flow (Ped/hr)
(ALL)	(ALL)	11000

### Pedestrian Crossings - Modelling

Crossing	Side	Delay weighting (%)	Assignment Cost Weighting (%)	Exclude from results calculation	Max queue storage (Ped)	Has queue limit	Has degree of saturation limit
(ALL)	(ALL)	100	100		0.00		

## Local OD Matrix - Local Matrix: 1

### Local Matrix Options

OD Matrix	Name	Use for point to point table	Auto calculate	Allocation mode	Allow paths past exit locations	Allow looped paths on arms	Allow looped paths on traffic nodes	Copy flows	Matrix to copy flows from	Limit paths by length	Path length limit multiplier	Limit paths by number	Path number limit
1	(untitled)	✓	✓	Lane Balancing			✓			✓	1.25		

### Normal Input Flows (PCU/hr)

		To							
		A28	B28	C28	D28	E28	F28	G28	H28
From	A28	3	48	319	12	409	7	393	0
	B28	17	0	83	157	446	5	222	0
	C28	260	26	0	162	91	6	341	0
	D28	5	338	230	0	15	7	157	0
	E28	433	538	82	99	1	4	145	0
	F28	60	14	39	40	15	0	37	0
	G28	729	279	777	129	227	5	0	0
	H28	0	0	0	0	0	0	0	0

Bus Input Flows not shown as they are blank.

Tram Input Flows not shown as they are blank.

Pedestrian Input Flows not shown as they are blank.

### Locations

OD Matrix	Location	Name	Entries	Exits	Colour
1	A28	(untitled)	50/1	xB/1	#FF0000
	B28	(untitled)	48/1	47/1	#00FF40
	C28	(untitled)	Df/2, Df/1	xD/1, xD/2	#804000
	D28	(untitled)	51/1	xF/1	#FF00FF
	E28	(untitled)	Ef/2, Ef/1	xE/1, xE/2	#FF8000
	F28	(untitled)	TC36/1	TC35/1	#FFA500
	G28	(untitled)	49/2, 49/1	TC40/2, TC40/3	#0000FF
	H28	(untitled)	TC42/1	TC43/1	#008000

### Normal Paths and Flows

OD Matrix	Path	Description	From location	To location	Path items	Allocation type	N Cal (P)
	23	l3	C28	A28	Df/2, D/3, Ecf/4, Ec/4, Fc/3, Acf/1, Ac/1, Bcf/1, xB/1	Normal	
	24		C28	C28	Df/2, D/3, Ecf/4, Ec/4, Fc/3, Acf/2, Ac/3, Bcf/3, Bc/2, Cc2/2, Dcf/1, Dxp/1, xD/1	Normal	
	25		C28	C28	Df/2, D/3, Ecf/4, Ec/4, Fc/3, Acf/2, Ac/3, Bcf/4, Bc/3, Cc2/4, Dcf/2, Dxp/2, xD/2	Disabled	
	32	l1	C28	E28	Df/1, D/1, Ecf/1, Exp/1, xE/1	Normal	
	36		C28	E28	Df/1, D/1, Ecf/2, Exp/2, xE/2	Disabled	
	41		E28	A28	Ef/1, E1/2, Fc/3, Acf/1, Ac/1, Bcf/1, xB/1	Normal	
	42		E28	C28	Ef/1, E1/2, Fc/3, Acf/2, Ac/3, Bcf/3, Bc/2, Cc2/2, Dcf/1, Dxp/1, xD/1	Normal	
	43		E28	C28	Ef/1, E1/2, Fc/3, Acf/2, Ac/3, Bcf/4, Bc/3, Cc2/4, Dcf/2, Dxp/2, xD/2	Disabled	
	44		E28	E28	Ef/1, E1/2, Fc/3, Acf/2, Ac/3, Bcf/4, Bc/3, Cc2/4, Dcf/2, Dc/1, Ecf/1, Exp/1, xE/1	Normal	
	45		E28	E28	Ef/1, E1/2, Fc/3, Acf/2, Ac/3, Bcf/4, Bc/3, Cc2/3, Dcf/3, Dc/2, Ecf/2, Exp/2, xE/2	Normal	
	49	l1	C28	D28	Df/1, D/1, Ecf/2, Ec/1, xF/1	Normal	
	50		E28	D28	Ef/1, E1/1, xF/1	Normal	
	68		E28	G28	Ef/1, E1/1, Fc/1, xA/1, TC5/2, TC39/2, TC40/2	Normal	
	86		F28	D28	TC36/1, TC41/1, Af/3, A/4, Bcf/4, Bc/3, Cc2/3, Dcf/3, Dc/2, Ecf/2, Ec/1, xF/1	Normal	
	91	l2	C28	F28	Df/1, D/2, Ecf/3, Ec/2, Fc/1, xA/1, TC35/1	Normal	

92		E28	F28	Ef/1, E1/1, Fc/1, xA/1, TC35/1	Normal
96		A28	C28	50/1, Bf/1, B/2, Cc2/2, Dcf/1, Dxp/1, xD/1	Fixed
97		G28	D28	49/2, TC9/3, Af/3, A/4, Bcf/4, Bc/3, Cc2/4, Dcf/3, Dc/2, Ecf/2, Ec/1, xF/1	Fixed
98		G28	E28	49/2, TC9/3, Af/3, A/4, Bcf/4, Bc/3, Cc2/4, Dcf/3, Dc/2, Ecf/2, Exp/2, xE/2	Fixed
99	I3	C28	B28	Df/2, D/3, Ecf/4, Gf/1/1, G/2, xC/2, 47/1	Normal
100		E28	B28	Ef/2, E2/4, Gf/2, G/2, xC/2, 47/1	Fixed
101		E28	E28	Ef/1, E1/2, Fc/3, Acf/2, Ac/3, Bcf/4, Bc/3, Cc2/4, Dcf/3, Dc/2, Ecf/2, Exp/2, xE/2	Normal
102		A28	C28	50/1, Bf/1, B/1, Cc2/2, Dcf/1, Dxp/1, xD/1	Normal
103		F28	B28	TC36/1, TC41/1, Af/1, A/2, Bcf/2, Bc/1, Cc1/1, xC/2, 47/1	Fixed
104	I2	C28	G28	Df/1, D/2, Ecf/3, Ec/2, Fc/1, xA/1, TC5/2, TC39/2, TC40/2	Normal
105		D28	H28	51/1, Ff/1, F/1, xA/2, TC5/4, TC43/1	Normal
106		G28	C28	49/2, TC9/2, Af/2, A/3, Bcf/3, Bc/2, Cc2/2, Dcf/1, Dxp/1, xD/1	Fixed
107		A28	B28	50/1, Bf/1, B/1, Cc1/1, xC/2, 47/1	Normal
108		B28	G28	48/1, Cf/2, C/3, Dcf/5, Dc/4, Ecf/4, Ec/3, Fc/2, xA/2, TC5/3, TC39/3, TC40/3	Fixed
109	I3	C28	G28	Df/2, D/3, Ecf/4, Ec/3, Fc/2, xA/2, TC5/3, TC39/3, TC40/3	Fixed
110		E28	G28	Ef/1, E1/1, Fc/2, xA/2, TC5/3, TC39/3, TC40/3	Fixed
111		B28	G28	48/1, Cf/2, C/2, Dcf/4, Dc/3, Ecf/3, Ec/2, Fc/1, xA/2, TC5/3, TC39/3, TC40/3	Fixed
112		F28	G28	TC36/1, TC37/1, TC38/1, TC40/2	Normal
113		F28	A28	TC36/1, TC41/1, Af/1, A/1, Bcf/1, xB/1	Normal
114		C28	H28	Df/1, D/2, Ecf/3, Ec/2, Fc/1, xA/2, TC5/4, TC43/1	Normal
115		B28	C28	48/1, Cf/1, C/1, Dcf/2, Dxp/2, xD/2	Fixed
116		F28	C28	TC36/1, TC41/1, Af/2, A/3, Bcf/3, Bc/2, Cc2/2, Dcf/1, Dxp/1, xD/1	Normal
117		H28	H28	TC42/1, Af/3, A/4, Bcf/4, Bc/3, Cc2/3, Dcf/4, Dc/3, Ecf/3, Ec/2, Fc/1, xA/2, TC5/4, TC43/1	Normal
118		F28	C28	TC36/1, TC41/1, Af/3, A/4, Bcf/4, Bc/3, Cc2/4, Dcf/2, Dxp/2, xD/2	Fixed
119		F28	E28	TC36/1, TC41/1, Af/3, A/4, Bcf/4, Bc/3, Cc2/4, Dcf/2, Dc/1, Ecf/1, Exp/1, xE/1	Normal
120		F28	E28	TC36/1, TC41/1, Af/3, A/4, Bcf/4, Bc/3, Cc2/3, Dcf/3, Dc/2, Ecf/2, Exp/2, xE/2	Normal
121		A28	A28	50/1, Bf/2, B/4, Cc2/5, Dcf/5, Dc/4, Ecf/4, Ec/4, Fc/3, Acf/1, Ac/1, Bcf/1, xB/1	Normal
122		C28	C28	Df/2, D/3, Ecf/4, Ec/4, Fc/3, Acf/1, Ac/2, Bcf/2, Bc/1, Cc2/2, Dcf/1, Dxp/1, xD/1	Normal
123		C28	C28	Df/2, D/3, Ecf/4, Ec/4, Fc/3, Acf/2, Ac/3, Bcf/2, Bc/1, Cc2/2, Dcf/1, Dxp/1, xD/1	Normal
124		E28	C28	Ef/1, E1/2, Fc/3, Acf/1, Ac/2, Bcf/2, Bc/1, Cc2/2, Dcf/1, Dxp/1, xD/1	Fixed
125		H28	A28	TC42/1, Af/1, A/1, Bcf/1, xB/1	Normal
126		D28	C28	51/1, Ff/1, F/2, Acf/1, Ac/2, Bcf/2, Bc/1, Cc2/2, Dcf/1, Dxp/1, xD/1	Fixed
127		D28	C28	51/1, Ff/2, F/3, Acf/2, Ac/3, Bcf/2, Bc/1, Cc2/2, Dcf/1, Dxp/1, xD/1	Fixed
128		H28	C28	TC42/1, Af/2, A/3, Bcf/3, Bc/2, Cc2/2, Dcf/1, Dxp/1, xD/1	Normal
129		F28	C28	TC36/1, TC41/1, Af/1, A/2, Bcf/2, Bc/1, Cc2/2, Dcf/1, Dxp/1, xD/1	Normal
130		G28	C28	49/2, TC9/2, Af/2, A/3, Bcf/3, Bc/2, Cc2/4, Dcf/2, Dxp/2, xD/2	Normal
131		G28	E28	49/2, TC9/2, Af/2, A/3, Bcf/3, Bc/2, Cc2/4, Dcf/2, Dc/1, Ecf/1, Exp/1, xE/1	Fixed
132		H28	C28	TC42/1, Af/3, A/4, Bcf/4, Bc/3, Cc2/4, Dcf/2, Dxp/2, xD/2	Normal
133		H28	E28	TC42/1, Af/3, A/4, Bcf/4, Bc/3, Cc2/4, Dcf/2, Dc/1, Ecf/1, Exp/1, xE/1	Normal
134		H28	D28	TC42/1, Af/3, A/4, Bcf/4, Bc/3, Cc2/3, Dcf/3, Dc/2, Ecf/2, Ec/1, xF/1	Normal
135		H28	E28	TC42/1, Af/3, A/4, Bcf/4, Bc/3, Cc2/3, Dcf/3, Dc/2, Ecf/2, Exp/2, xE/2	Normal
136		E28	E28	Ef/1, E1/2, Fc/3, Acf/2, Ac/3, Bcf/3, Bc/2, Cc2/4, Dcf/2, Dc/1, Ecf/1, Exp/1, xE/1	Normal
137		H28	G28	TC42/1, TC39/2, TC40/2	Normal
138		H28	G28	TC42/1, TC39/3, TC40/3	Normal
139		D28	E28	51/1, Ff/2, F/3, Acf/2, Ac/3, Bcf/3, Bc/2, Cc2/4, Dcf/2, Dc/1, Ecf/1, Exp/1, xE/1	Normal
140		D28	D28	51/1, Ff/2, F/3, Acf/2, Ac/3, Bcf/3, Bc/2, Cc2/4, Dcf/3, Dc/2, Ecf/2, Ec/1, xF/1	Normal
141		D28	E28	51/1, Ff/2, F/3, Acf/2, Ac/3, Bcf/3, Bc/2, Cc2/4, Dcf/3, Dc/2, Ecf/2, Exp/2, xE/2	Normal
142		C28	H28	Df/2, D/3, Ecf/4, Ec/3, Fc/2, xA/2, TC5/4, TC43/1	Normal
143		E28	H28	Ef/1, E1/1, Fc/2, xA/2, TC5/4, TC43/1	Normal
144		H28	D28	TC42/1, Af/2, A/3, Bcf/3, Bc/2, Cc2/4, Dcf/3, Dc/2, Ecf/2, Ec/1, xF/1	Normal
145		H28	H28	TC42/1, Af/3, A/4, Bcf/4, Bc/3, Cc2/5, Dcf/5, Dc/4, Ecf/4, Ec/3, Fc/2, xA/2, TC5/4, TC43/1	Normal
146		F28	H28	TC36/1, TC41/1, Af/3, A/4, Bcf/4, Bc/3, Cc2/5, Dcf/5, Dc/4, Ecf/4, Ec/3, Fc/2, xA/2, TC5/4, TC43/1	Normal
147		F28	E28	TC36/1, TC41/1, Af/2, A/3, Bcf/3, Bc/2, Cc2/4, Dcf/2, Dc/1, Ecf/1, Exp/1, xE/1	Fixed
148		F28	D28	TC36/1, TC41/1, Af/2, A/3, Bcf/3, Bc/2, Cc2/4, Dcf/3, Dc/2, Ecf/2, Ec/1, xF/1	Fixed
149	I3	C28	B28	Df/2, D/3, Ecf/4, Gf/1/1, G/1, xC/1, 47/1	Fixed
150		E28	B28	Ef/2, E2/3, Gf/1, G/1, xC/1, 47/1	Normal
151		B28	A28	48/1, Cf/2, C/3, Dcf/5, Dc/4, Ecf/4, Ec/3, Fc/2, Acf/1, Ac/1, Bcf/1, xB/1	Fixed
152		H28	B28	TC42/1, Af/1, A/2, Bcf/2, Bc/1, Cc1/1, xC/1, 47/1	Normal

153	F28	B28	TC36/1, TC41/1, Af/1, A/2, Bcf/2, Bc/1, Cc1/1, xC/1, 47/1	Normal
154	E28	A28	Ef/1, E1/1, Fc/2, Acf/1, Ac/1, Bcf/1, xB/1	Fixed
155	E28	C28	Ef/1, E1/1, Fc/2, Acf/1, Ac/2, Bcf/2, Bc/1, Cc2/2, Dcf/1, Dxp/1, xD/1	Fixed
156	C28	G28	Df/1, D/2, Ecf/4, Ec/3, Fc/2, xA/2, TC5/3, TC39/3, TC40/3	Fixed
157	H28	B28	TC42/1, Af/1, A/2, Bcf/2, Bc/1, Cc1/1, xC/2, 47/1	Normal
158	B28	D28	48/1, Cf/2, C/2, Dcf/3, Dc/2, Ecf/2, Ec/1, xF/1	Normal
159	B28	E28	48/1, Cf/2, C/2, Dcf/3, Dc/2, Ecf/2, Exp/2, xE/2	Fixed
160	B28	G28	48/1, Cf/2, C/2, Dcf/4, Dc/3, Ecf/3, Ec/2, Fc/1, xA/1, TC5/2, TC39/2, TC40/2	Normal
161	B28	F28	48/1, Cf/2, C/2, Dcf/4, Dc/3, Ecf/3, Ec/2, Fc/1, xA/1, TC35/1	Normal
162	B28	H28	48/1, Cf/2, C/3, Dcf/5, Dc/4, Ecf/4, Ec/3, Fc/2, xA/2, TC5/4, TC43/1	Normal
163	B28	A28	48/1, Cf/2, C/3, Dcf/5, Dc/4, Ecf/4, Ec/4, Fc/3, Acf/1, Ac/1, Bcf/1, xB/1	Normal
164	B28	B28	48/1, Cf/2, C/3, Dcf/5, Dc/4, Ecf/4, Gf1/1, G/1, xC/1, 47/1	Normal
165	B28	B28	48/1, Cf/2, C/3, Dcf/5, Dc/4, Ecf/4, Gf1/1, G/2, xC/2, 47/1	Normal
166	B28	C28	48/1, Cf/1, C/1, Dcf/1, Dxp/1, xD/1	Normal
167	B28	E28	48/1, Cf/1, C/1, Dcf/2, Dc/1, Ecf/1, Exp/1, xE/1	Normal
168	G28	A28	49/1, TC9/1, Af/1, A/1, Bcf/1, xB/1	Normal
169	G28	B28	49/1, TC9/1, Af/1, A/2, Bcf/2, Bc/1, Cc1/1, xC/1, 47/1	Normal
170	G28	B28	49/1, TC9/1, Af/1, A/2, Bcf/2, Bc/1, Cc1/1, xC/2, 47/1	Normal
171	G28	H28	49/1, TC9/1, TC43/1	Normal
175	G28	C28	49/2, TC9/3, Af/3, A/4, Bcf/4, Bc/3, Cc2/4, Dcf/2, Dxp/2, xD/2	Fixed
176	G28	E28	49/2, TC9/3, Af/3, A/4, Bcf/4, Bc/3, Cc2/4, Dcf/2, Dc/1, Ecf/1, Exp/1, xE/1	Normal
177	G28	D28	49/2, TC9/3, Af/3, A/4, Bcf/4, Bc/3, Cc2/3, Dcf/3, Dc/2, Ecf/2, Ec/1, xF/1	Normal
178	G28	E28	49/2, TC9/3, Af/3, A/4, Bcf/4, Bc/3, Cc2/3, Dcf/3, Dc/2, Ecf/2, Exp/2, xE/2	Fixed
181	G28	G28	49/2, TC9/3, Af/3, A/4, Bcf/4, Bc/3, Cc2/5, Dcf/5, Dc/4, Ecf/4, Ec/3, Fc/2, xA/2, TC5/3, TC39/3, TC40/3	Normal
185	A28	B28	50/1, Bf/1, B/1, Cc1/1, xC/1, 47/1	Normal
186	A28	C28	50/1, Bf/1, B/2, Cc2/4, Dcf/2, Dxp/2, xD/2	Fixed
187	A28	E28	50/1, Bf/1, B/2, Cc2/4, Dcf/2, Dc/1, Ecf/1, Exp/1, xE/1	Normal
195	D28	G28	51/1, Ff/1, F/1, xA/1, TC5/2, TC39/2, TC40/2	Normal
196	D28	F28	51/1, Ff/1, F/1, xA/1, TC35/1	Normal
197	D28	G28	51/1, Ff/1, F/1, xA/2, TC5/3, TC39/3, TC40/3	Fixed
198	D28	A28	51/1, Ff/1, F/2, Acf/1, Ac/1, Bcf/1, xB/1	Normal
199	D28	B28	51/1, Ff/1, F/2, Acf/1, Ac/2, Bcf/2, Bc/1, Cc1/1, xC/1, 47/1	Normal
200	D28	B28	51/1, Ff/1, F/2, Acf/1, Ac/2, Bcf/2, Bc/1, Cc1/1, xC/2, 47/1	Normal
201	D28	C28	51/1, Ff/2, F/3, Acf/2, Ac/3, Bcf/3, Bc/2, Cc2/2, Dcf/1, Dxp/1, xD/1	Normal
204	D28	C28	51/1, Ff/2, F/3, Acf/2, Ac/3, Bcf/4, Bc/3, Cc2/4, Dcf/2, Dxp/2, xD/2	Fixed
205	D28	E28	51/1, Ff/2, F/3, Acf/2, Ac/3, Bcf/4, Bc/3, Cc2/4, Dcf/2, Dc/1, Ecf/1, Exp/1, xE/1	Fixed
206	D28	D28	51/1, Ff/2, F/3, Acf/2, Ac/3, Bcf/4, Bc/3, Cc2/3, Dcf/3, Dc/2, Ecf/2, Ec/1, xF/1	Normal
207	D28	E28	51/1, Ff/2, F/3, Acf/2, Ac/3, Bcf/4, Bc/3, Cc2/3, Dcf/3, Dc/2, Ecf/2, Exp/2, xE/2	Normal
210	A28	G28	50/1, Bf/2, B/4, Cc2/5, Dcf/5, Dc/4, Ecf/4, Ec/3, Fc/2, xA/2, TC5/3, TC39/3, TC40/3	Fixed
211	A28	H28	50/1, Bf/2, B/4, Cc2/5, Dcf/5, Dc/4, Ecf/4, Ec/3, Fc/2, xA/2, TC5/4, TC43/1	Normal
212	A28	D28	50/1, Bf/2, B/3, Cc2/3, Dcf/3, Dc/2, Ecf/2, Ec/1, xF/1	Normal
213	A28	E28	50/1, Bf/2, B/3, Cc2/3, Dcf/3, Dc/2, Ecf/2, Exp/2, xE/2	Fixed
214	G28	G28	49/2, TC9/3, Af/3, A/4, Bcf/4, Bc/3, Cc2/3, Dcf/4, Dc/3, Ecf/3, Ec/2, Fc/1, xA/1, TC5/2, TC39/2, TC40/2	Normal
215	G28	F28	49/2, TC9/3, Af/3, A/4, Bcf/4, Bc/3, Cc2/3, Dcf/4, Dc/3, Ecf/3, Ec/2, Fc/1, xA/1, TC35/1	Normal
218	A28	G28	50/1, Bf/2, B/3, Cc2/3, Dcf/4, Dc/3, Ecf/3, Ec/2, Fc/1, xA/1, TC5/2, TC39/2, TC40/2	Fixed
219	A28	F28	50/1, Bf/2, B/3, Cc2/3, Dcf/4, Dc/3, Ecf/3, Ec/2, Fc/1, xA/1, TC35/1	Normal
220	H28	F28	TC42/1, Af/3, A/4, Bcf/4, Bc/3, Cc2/3, Dcf/4, Dc/3, Ecf/3, Ec/2, Fc/1, xA/1, TC35/1	Normal
221	F28	F28	TC36/1, TC41/1, Af/3, A/4, Bcf/4, Bc/3, Cc2/3, Dcf/4, Dc/3, Ecf/3, Ec/2, Fc/1, xA/1, TC35/1	Normal
222	A28	D28	50/1, Bf/1, B/2, Cc2/4, Dcf/3, Dc/2, Ecf/2, Ec/1, xF/1	Fixed
223	A28	E28	50/1, Bf/1, B/2, Cc2/4, Dcf/3, Dc/2, Ecf/2, Exp/2, xE/2	Fixed
224	D28	D28	51/1, Ff/2, F/3, Acf/2, Ac/3, Bcf/4, Bc/3, Cc2/4, Dcf/3, Dc/2, Ecf/2, Ec/1, xF/1	Normal
225	D28	E28	51/1, Ff/2, F/3, Acf/2, Ac/3, Bcf/4, Bc/3, Cc2/4, Dcf/3, Dc/2, Ecf/2, Exp/2, xE/2	Fixed
226	H28	D28	TC42/1, Af/3, A/4, Bcf/4, Bc/3, Cc2/4, Dcf/3, Dc/2, Ecf/2, Ec/1, xF/1	Normal
227	H28	E28	TC42/1, Af/3, A/4, Bcf/4, Bc/3, Cc2/4, Dcf/3, Dc/2, Ecf/2, Exp/2, xE/2	Normal
228	F28	D28	TC36/1, TC41/1, Af/3, A/4, Bcf/4, Bc/3, Cc2/4, Dcf/3, Dc/2, Ecf/2, Ec/1, xF/1	Fixed
229	F28	E28	TC36/1, TC41/1, Af/3, A/4, Bcf/4, Bc/3, Cc2/4, Dcf/3, Dc/2, Ecf/2, Exp/2, xE/2	Fixed
230	G28	G28	49/2, TC9/3, Af/3, A/4, Bcf/4, Bc/3, Cc2/3, Dcf/4, Dc/3, Ecf/3, Ec/2, Fc/1, xA/2, TC5/3, TC39/3, TC40/3	Normal
231	A28	G28	50/1, Bf/2, B/3, Cc2/3, Dcf/4, Dc/3, Ecf/3, Ec/2, Fc/1, xA/2, TC5/3, TC39/3, TC40/3	Fixed

232		A28	H28	50/1, Bf/2, B/3, Cc2/3, Dcf/4, Dc/3, Ecf/3, Ec/2, Fc/1, xA/2, TC5/4, TC43/1	Normal
233		B28	H28	48/1, Cf/2, C/2, Dcf/4, Dc/3, Ecf/3, Ec/2, Fc/1, xA/2, TC5/4, TC43/1	Normal
234	l2	C28	G28	Df/1, D/2, Ecf/3, Ec/2, Fc/1, xA/2, TC5/3, TC39/3, TC40/3	Fixed
235		E28	G28	Ef/1, E1/1, Fc/1, xA/2, TC5/3, TC39/3, TC40/3	Fixed
236		E28	H28	Ef/1, E1/1, Fc/1, xA/2, TC5/4, TC43/1	Normal
237		F28	H28	TC36/1, TC41/1, Af/3, A/4, Bcf/4, Bc/3, Cc2/3, Dcf/4, Dc/3, Ecf/3, Ec/2, Fc/1, xA/2, TC5/4, TC43/1	Normal
238		D28	B28	51/1, Ff/2, F/3, Acf/2, Ac/3, Bcf/2, Bc/1, Cc1/1, xC/1, 47/1	Fixed
239		D28	B28	51/1, Ff/2, F/3, Acf/2, Ac/3, Bcf/2, Bc/1, Cc1/1, xC/2, 47/1	Fixed
240		G28	C28	49/1, TC9/1, Af/1, A/2, Bcf/2, Bc/1, Cc2/2, Dcf/1, Dxp/1, xD/1	Fixed
241		E28	C28	Ef/1, E1/2, Fc/3, Acf/2, Ac/3, Bcf/2, Bc/1, Cc2/2, Dcf/1, Dxp/1, xD/1	Fixed
242		H28	C28	TC42/1, Af/1, A/2, Bcf/2, Bc/1, Cc2/2, Dcf/1, Dxp/1, xD/1	Normal
243		G28	D28	49/2, TC9/2, Af/2, A/3, Bcf/3, Bc/2, Cc2/4, Dcf/3, Dc/2, Ecf/2, Ec/1, xF/1	Fixed
244		G28	E28	49/2, TC9/2, Af/2, A/3, Bcf/3, Bc/2, Cc2/4, Dcf/3, Dc/2, Ecf/2, Exp/2, xE/2	Fixed
245		C28	C28	Df/2, D/3, Ecf/4, Ac/4, Fc/3, Acf/2, Ac/3, Bcf/3, Bc/2, Cc2/4, Dcf/2, Dxp/2, xD/2	Normal
246		E28	C28	Ef/1, E1/2, Fc/3, Acf/2, Ac/3, Bcf/3, Bc/2, Cc2/4, Dcf/2, Dxp/2, xD/2	Normal
247		E28	E28	Ef/1, E1/2, Fc/3, Acf/2, Ac/3, Bcf/3, Bc/2, Cc2/4, Dcf/2, Dxp/2, Exp/2, xE/2	Normal
248		D28	C28	51/1, Ff/2, F/3, Acf/2, Ac/3, Bcf/3, Bc/2, Cc2/4, Dcf/2, Dxp/2, xD/2	Fixed
249		H28	C28	TC42/1, Af/2, A/3, Bcf/3, Bc/2, Cc2/4, Dcf/2, Dxp/2, xD/2	Normal
250		H28	E28	TC42/1, Af/2, A/3, Bcf/3, Bc/2, Cc2/4, Dcf/2, Dc/1, Ecf/1, Exp/1, xE/1	Normal
251		H28	E28	TC42/1, Af/2, A/3, Bcf/3, Bc/2, Cc2/4, Dcf/3, Dc/2, Ecf/2, Exp/2, xE/2	Normal
252		F28	C28	TC36/1, TC41/1, Af/2, A/3, Bcf/3, Bc/2, Cc2/4, Dcf/2, Dxp/2, xD/2	Normal
253		F28	E28	TC36/1, TC41/1, Af/2, A/3, Bcf/3, Bc/2, Cc2/4, Dcf/3, Dc/2, Ecf/2, Exp/2, xE/2	Fixed
254		A28	A28	50/1, Bf/2, B/4, Cc2/5, Dcf/5, Dc/4, Ecf/4, Ec/3, Fc/2, Acf/1, Ac/1, Bcf/1, xB/1	Normal
255	l3	C28	A28	Df/2, D/3, Ecf/4, Ec/3, Fc/2, Acf/1, Ac/1, Bcf/1, xB/1	Fixed
256		C28	C28	Df/2, D/3, Ecf/4, Ec/3, Fc/2, Acf/1, Ac/2, Bcf/2, Bc/1, Cc2/2, Dcf/1, Dxp/1, xD/1	Normal
257		C28	H28	Df/1, D/2, Ecf/4, Ec/3, Fc/2, xA/2, TC5/4, TC43/1	Normal
258		C28	A28	Df/1, D/2, Ecf/4, Ec/3, Fc/2, Acf/1, Ac/1, Bcf/1, xB/1	Fixed
259		C28	C28	Df/1, D/2, Ecf/4, Ec/3, Fc/2, Acf/1, Ac/2, Bcf/2, Bc/1, Cc2/2, Dcf/1, Dxp/1, xD/1	Normal
260		C28	A28	Df/1, D/2, Ecf/4, Ec/4, Fc/3, Acf/1, Ac/1, Bcf/1, xB/1	Fixed
261		C28	C28	Df/1, D/2, Ecf/4, Ec/4, Fc/3, Acf/1, Ac/2, Bcf/2, Bc/1, Cc2/2, Dcf/1, Dxp/1, xD/1	Normal
262		C28	C28	Df/1, D/2, Ecf/4, Ec/4, Fc/3, Acf/2, Ac/3, Bcf/2, Bc/1, Cc2/2, Dcf/1, Dxp/1, xD/1	Normal
263		C28	C28	Df/1, D/2, Ecf/4, Ec/4, Fc/3, Acf/2, Ac/3, Bcf/3, Bc/2, Cc2/2, Dcf/1, Dxp/1, xD/1	Normal
264		C28	C28	Df/1, D/2, Ecf/4, Ec/4, Fc/3, Acf/2, Ac/3, Bcf/3, Bc/2, Cc2/4, Dcf/2, Dxp/2, xD/2	Normal
265		C28	C28	Df/1, D/2, Ecf/4, Ec/4, Fc/3, Acf/2, Ac/3, Bcf/4, Bc/3, Cc2/4, Dcf/2, Dxp/2, xD/2	Normal
266		C28	B28	Df/1, D/2, Ecf/4, Gf1/1, G/1, xC/1, 47/1	Fixed
267		C28	B28	Df/1, D/2, Ecf/4, Gf1/1, G/2, xC/2, 47/1	Fixed

## Signal Timings

Network Default: 60s cycle time; 60 steps

### Controller Stream 769-1

Controller Stream	Name	Description	Use sequence	Cycle time source	Cycle time (s)
769-1	(untitled)		1	NetworkDefault	60

### Controller Stream 769-1 - Properties

Controller Stream	Manufacturer name	Type	Model number	(Telephone) Line Number	Site number	Grid reference	Gaining delay type
769-1	Unspecified						Absolute

### Controller Stream 769-1 - Optimisation

Controller Stream	Allow offset optimisation	Allow green split optimisation	Optimisation level	Auto redistribute	Enable stage constraint
769-1			None		

### Phases

Controller Stream	Phase	Name	Minimum green (s)	Maximum green (s)	Relative start displacement (s)	Relative end displacement (s)	Type	Blackout Time (s)
769-1	A	(untitled)	7	300	0	0	Traffic	
	B	(untitled)	7	300	0	0	Traffic	
	C	(untitled)	7	300	0	0	Pedestrian	3

### Library Stages

Controller Stream	Library Stage	Phases in stage	User stage minimum (s)
769-1	1	A, C	1
	2	B	1

### Losing / Gaining Phase Delays

Controller Stream	Delay	Type	Phase	From stage	To stage	Relative delay
769-1	1	Losing	A	1	2	4

### Stage Sequences

Controller Stream	Sequence	Name	Multiple cycling	Stage IDs	Stage ends
769-1	1	(untitled)	Single	1, 2	8, 29

### Intergreen Matrix for Controller Stream 769-1

		To		
		A	B	C
From	A		7	
	B	5		5
	C		9	

### Banned Stage transitions for Controller Stream 769-1

		To	
		1	2
From	1		
	2		

### Interstage Matrix for Controller Stream 769-1

		To	
		1	2
From	1	0	11
	2	5	0

### Resultant Stages

Controller Stream	Resultant Stage	Is base stage	Library Stage ID	Phases in this stage	Stage start (s)	Stage end (s)	Stage duration (s)	User stage minimum (s)	Stage minimum (s)
769-1	1	✓	1	A,C	34	8	34	1	7
	2	✓	2	B	19	29	10	1	7

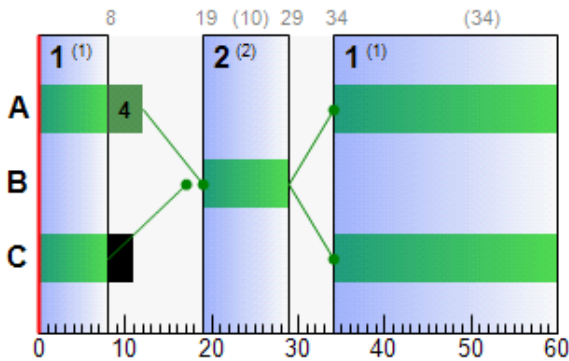
### Resultant Phase Green Periods

Controller Stream	Phase	Green period	Is base green period	Start time (s)	End time (s)	Duration (s)
769-1	A	1	✓	34	12	38
	B	1	✓	19	29	10
	C	1	✓	34	8	34

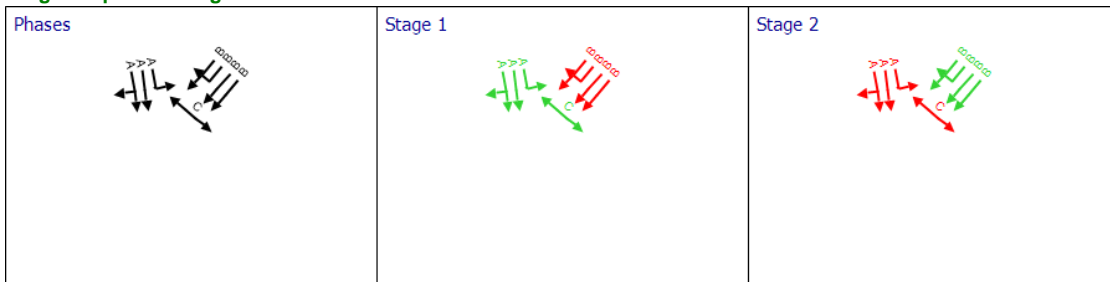
**Traffic Stream Green Times**

Arm	Traffic Stream	Traffic Node	Controller Stream	Phase	Green Period 1		
					Start	End	Duration
B	1	1	769-1	B	19	29	10
B	2	1	769-1	B	19	29	10
B	3	1	769-1	B	19	29	10
B	4	1	769-1	B	19	29	10
Bc	1	1	769-1	A	34	12	38
Bc	2	1	769-1	A	34	12	38
Bc	3	1	769-1	A	34	12	38

**Phase Timings Diagram for Controller Stream 769-1**



**Stage Sequence Diagram for Controller Stream 769-1**



**Controller Stream 769-2**

Controller Stream	Name	Description	Use sequence	Cycle time source	Cycle time (s)
769-2	(untitled)		1	NetworkDefault	60

**Controller Stream 769-2 - Properties**

Controller Stream	Manufacturer name	Type	Model number	(Telephone) Line Number	Site number	Grid reference	Gaining delay type
769-2	Unspecified						Absolute

**Controller Stream 769-2 - Optimisation**

Controller Stream	Allow offset optimisation	Allow green split optimisation	Optimisation level	Auto redistribute	Enable stage constraint
769-2			None		

### Phases

Controller Stream	Phase	Name	Minimum green (s)	Maximum green (s)	Relative start displacement (s)	Relative end displacement (s)	Type	Blackout Time (s)
769-2	D	(untitled)	7	300	0	0	Traffic	
	E	(untitled)	7	300	0	0	Traffic	
	F	(untitled)	4	300	0	0	Traffic	
	G	(untitled)	4	300	0	0	Traffic	
	H	(untitled)	5	300	0	0	Pedestrian	3
	I	(untitled)	7	300	0	0	Pedestrian	3
	J	(untitled)	10	300	0	0	Pedestrian	3
	K	(untitled)	5	300	0	0	Pedestrian	3

### Library Stages

Controller Stream	Library Stage	Phases in stage	User stage minimum (s)
769-2	4	D, E, H, I	1
	5	F, G, J, K	1
	6	F, G, K	1

### Losing / Gaining Phase Delays

Controller Stream	Delay	Type	Phase	From stage	To stage	Relative delay	Absolute delay
769-2	1	Losing	I	4	5	2	
	2	Losing	H	4	5	4	
	3	Losing	D	4	5	7	
	4	Losing	E	4	5	8	
	5	Losing	F	5	4	5	
	6	Losing	G	5	4	6	
	7	Losing	K	5	4	7	
	8	Losing	G	6	4	8	
	9	Losing	I	4	6	4	
	10	Losing	H	4	6	6	
	11	Losing	D	4	6	6	
	12	Losing	E	4	6	7	
	13	Losing	F	6	4	6	
	14	Losing	K	6	4	7	
	15	Gaining	G	4	5	0	13
	16	Gaining	F	4	5	0	12
	17	Gaining	D	5	4	0	11
	18	Gaining	E	5	4	1	15
	19	Gaining	J	4	5	0	12
	20	Losing	J	5	4	1	

### Stage Sequences

Controller Stream	Sequence	Name	Multiple cycling	Equal length multiple cycling	Stage IDs	Stage ends	Multiple cycling stage IDs	Multiple cycling stage ends
769-2	1	(untitled)	Single		4, 5	5, 26		
	2	(untitled)	Single		4, 6, 5	0, 16, 32		
	3	(untitled)	Single		4, 5, 6	0, 29, 38		
	4	(untitled)	Double	✓	4, 6	2, 23	4, 6	62, 83

**Intergreen Matrix for Controller Stream 769-2**

		To									
		D	E	F	G	H	I	J	K		
From	D			5	7			5			
	E			5					5		
	F	6	8			8					
	G	4					5				
	H			5							
	I				9						
	J	12									
	K		7								

**Banned Stage transitions for Controller Stream 769-2**

		To		
		4	5	6
From	4			
	5			
	6			

**Interstage Matrix for Controller Stream 769-2**

		To		
		4	5	6
From	4	0	14	13
	5	15	0	0
	6	14	0	0

**Resultant Stages**

Controller Stream	Resultant Stage	Is base stage	Library Stage ID	Phases in this stage	Stage start (s)	Stage end (s)	Stage duration (s)	User stage minimum (s)	Stage minimum (s)
769-2	1	✓	4	D,E,H,I	41	5	24	1	1
	2	✓	5	F,G,J,K	19	26	7	1	7

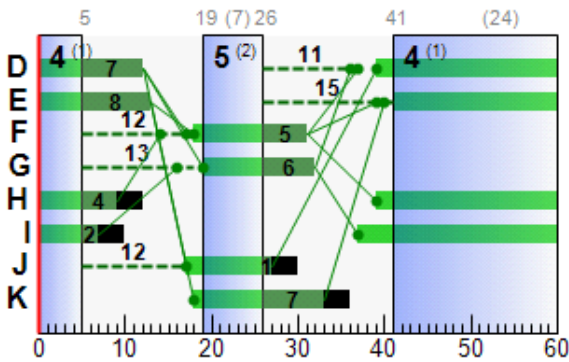
**Resultant Phase Green Periods**

Controller Stream	Phase	Green period	Is base green period	Start time (s)	End time (s)	Duration (s)
769-2	D	1	✓	39	12	33
	E	1	✓	41	13	32
	F	1	✓	18	31	13
	G	1	✓	19	32	13
	H	1	✓	39	9	30
	I	1	✓	37	7	30
	J	1	✓	17	27	10
K	1	✓	18	33	15	

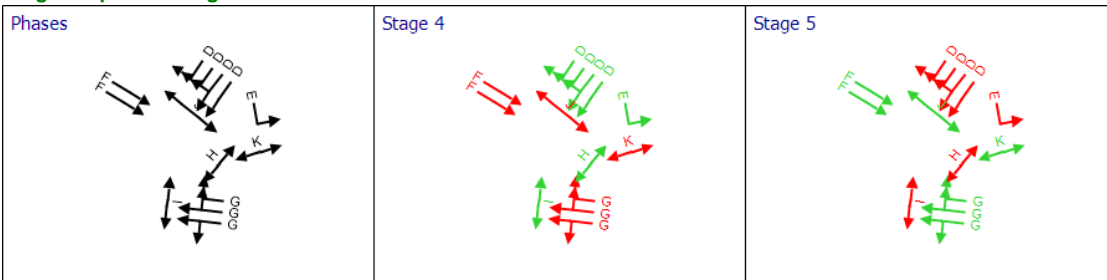
**Traffic Stream Green Times**

Arm	Traffic Stream	Traffic Node	Controller Stream	Phase	Green Period 1		
					Start	End	Duration
C	1	2	769-2	G	19	32	13
C	2	2	769-2	G	19	32	13
C	3	2	769-2	G	19	32	13
G	1	2	769-2	F	18	31	13
G	2	2	769-2	F	18	31	13
Cc1	1	2	769-2	E	41	13	32
Cc2	2	2	769-2	D	39	12	33
Cc2	3	2	769-2	D	39	12	33
Cc2	4	2	769-2	D	39	12	33
Cc2	5	2	769-2	D	39	12	33

**Phase Timings Diagram for Controller Stream 769-2**



**Stage Sequence Diagram for Controller Stream 769-2**



**Controller Stream 770-1**

Controller Stream	Name	Description	Use sequence	Cycle time source	Cycle time (s)
770-1	(untitled)		1	NetworkDefault	60

**Controller Stream 770-1 - Properties**

Controller Stream	Manufacturer name	Type	Model number	(Telephone) Line Number	Site number	Grid reference	Gaining delay type
770-1	Unspecified						Absolute

**Controller Stream 770-1 - Optimisation**

Controller Stream	Allow offset optimisation	Allow green split optimisation	Optimisation level	Auto redistribute	Enable stage constraint
770-1			None		

**Phases**

Controller Stream	Phase	Name	Minimum green (s)	Maximum green (s)	Relative start displacement (s)	Relative end displacement (s)	Type	Blackout Time (s)
770-1	A	(untitled)	7	300	0	0	Traffic	
	B	(untitled)	7	300	0	0	Traffic	
	C	(untitled)	5	300	0	0	Pedestrian	3

### Library Stages

Controller Stream	Library Stage	Phases in stage	User stage minimum (s)
770-1	1	A, C	1
	2	B	1

### Losing / Gaining Phase Delays

Controller Stream	Delay	Type	Phase	From stage	To stage	Relative delay
770-1	1	Losing	A	1	2	2

### Stage Sequences

Controller Stream	Sequence	Name	Multiple cycling	Stage IDs	Stage ends
770-1	1	(untitled)	Single	1, 2	15, 34

### Intergreen Matrix for Controller Stream 770-1

		To		
		A	B	C
From	A		5	
	B	5		5
	C		7	

### Banned Stage transitions for Controller Stream 770-1

		To	
		1	2
From	1		
	2		

### Interstage Matrix for Controller Stream 770-1

		To	
		1	2
From	1	0	7
	2	5	0

### Resultant Stages

Controller Stream	Resultant Stage	Is base stage	Library Stage ID	Phases in this stage	Stage start (s)	Stage end (s)	Stage duration (s)	User stage minimum (s)	Stage minimum (s)
770-1	1	✓	1	A,C	39	15	36	1	5
	2	✓	2	B	22	34	12	1	7

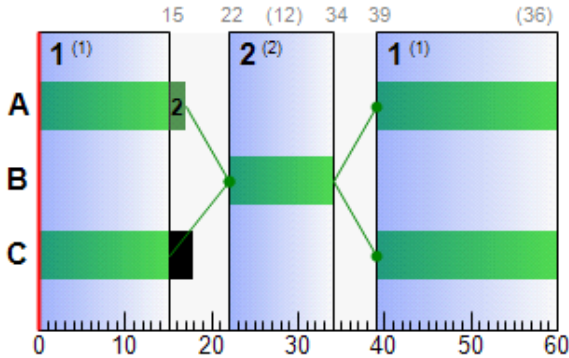
### Resultant Phase Green Periods

Controller Stream	Phase	Green period	Is base green period	Start time (s)	End time (s)	Duration (s)
770-1	A	1	✓	39	17	38
	B	1	✓	22	34	12
	C	1	✓	39	15	36

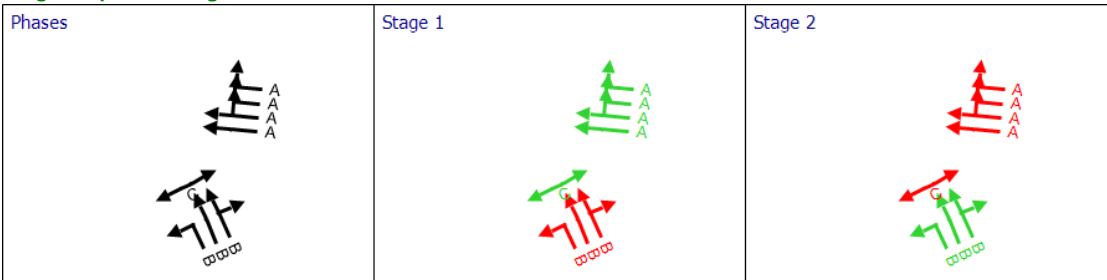
**Traffic Stream Green Times**

Arm	Traffic Stream	Traffic Node	Controller Stream	Phase	Green Period 1		
					Start	End	Duration
D	1	3	770-1	B	22	34	12
D	2	3	770-1	B	22	34	12
D	3	3	770-1	B	22	34	12
Dc	1	3	770-1	A	39	17	38
Dc	2	3	770-1	A	39	17	38
Dc	3	3	770-1	A	39	17	38
Dc	4	3	770-1	A	39	17	38

**Phase Timings Diagram for Controller Stream 770-1**



**Stage Sequence Diagram for Controller Stream 770-1**



**Controller Stream 770-2**

Controller Stream	Name	Description	Use sequence	Cycle time source	Cycle time (s)
770-2	(untitled)		1	Manual	60

**Controller Stream 770-2 - Properties**

Controller Stream	Manufacturer name	Type	Model number	(Telephone) Line Number	Site number	Grid reference	Gaining delay type
770-2	Unspecified						Absolute

**Controller Stream 770-2 - Optimisation**

Controller Stream	Allow offset optimisation	Allow green split optimisation	Optimisation level	Auto redistribute	Enable stage constraint
770-2			None		

**Phases**

Controller Stream	Phase	Name	Minimum green (s)	Maximum green (s)	Relative start displacement (s)	Relative end displacement (s)	Type	Blackout Time (s)
770-2	D	(untitled)	7	300	0	0	Traffic	
	E	(untitled)	5	300	0	0	Pedestrian	3

**Library Stages**

Controller Stream	Library Stage	Phases in stage	User stage minimum (s)
770-2	4	D	1
	5	E	1

**Stage Sequences**

Controller Stream	Sequence	Name	Multiple cycling	Stage IDs	Stage ends
770-2	1	(untitled)	Single	4, 5	23, 35

**Intergreen Matrix for Controller Stream 770-2**

		To	
		D	E
From	D		5
	E	7	

**Banned Stage transitions for Controller Stream 770-2**

		To	
		4	5
From	4		
	5		

**Interstage Matrix for Controller Stream 770-2**

		To	
		4	5
From	4	0	5
	5	7	0

**Resultant Stages**

Controller Stream	Resultant Stage	Is base stage	Library Stage ID	Phases in this stage	Stage start (s)	Stage end (s)	Stage duration (s)	User stage minimum (s)	Stage minimum (s)
770-2	1	✓	4	D	42	23	41	1	7
	2	✓	5	E	28	35	7	1	5

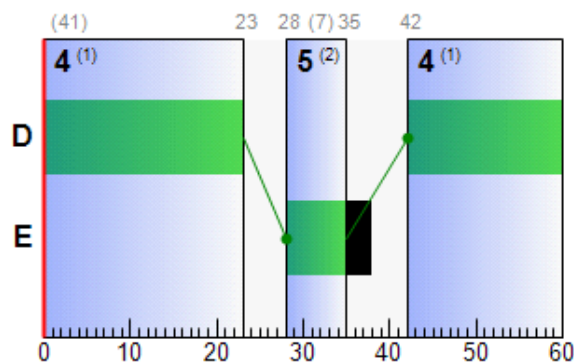
**Resultant Phase Green Periods**

Controller Stream	Phase	Green period	Is base green period	Start time (s)	End time (s)	Duration (s)
770-2	D	1	✓	42	23	41
	E	1	✓	28	35	7

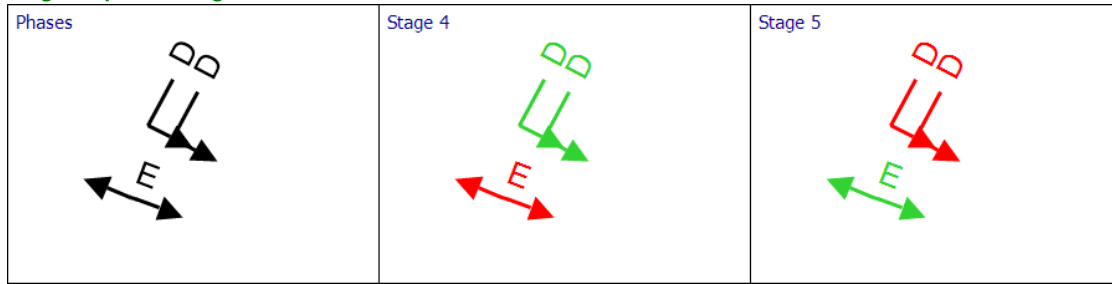
**Traffic Stream Green Times**

Arm	Traffic Stream	Traffic Node	Controller Stream	Phase	Green Period 1		
					Start	End	Duration
Dxp	1	3-2	770-2	D	42	23	41
Dxp	2	3-2	770-2	D	42	23	41

**Phase Timings Diagram for Controller Stream 770-2**



**Stage Sequence Diagram for Controller Stream 770-2**



**Controller Stream 770-3**

Controller Stream	Name	Description	Use sequence	Cycle time source	Cycle time (s)
770-3	(untitled)		1	NetworkDefault	60

**Controller Stream 770-3 - Properties**

Controller Stream	Manufacturer name	Type	Model number	(Telephone) Line Number	Site number	Grid reference	Gaining delay type
770-3	Unspecified						Absolute

**Controller Stream 770-3 - Optimisation**

Controller Stream	Allow offset optimisation	Allow green split optimisation	Optimisation level	Auto redistribute	Enable stage constraint
770-3			None		

**Phases**

Controller Stream	Phase	Name	Minimum green (s)	Maximum green (s)	Relative start displacement (s)	Relative end displacement (s)	Type	Blackout Time (s)
770-3	F	(untitled)	7	300	0	0	Traffic	
	G	(untitled)	4	300	0	0	Traffic	
	H	(untitled)	4	300	0	0	Traffic	
	I	(untitled)	5	300	0	0	Pedestrian	3
	J	(untitled)	5	300	0	0	Pedestrian	3
	K	(untitled)	10	300	0	0	Pedestrian	3

**Library Stages**

Controller Stream	Library Stage	Phases in stage	User stage minimum (s)
770-3	7	F, I, J	1
	8	G, H, K	1
	9	G, H	1

**Losing / Gaining Phase Delays**

Controller Stream	Delay	Type	Phase	From stage	To stage	Relative delay
770-3	1	Losing	I	7	8	2
	2	Losing	F	7	8	2
	3	Losing	G	8	7	7
	4	Losing	H	8	7	5
	5	Losing	I	7	9	4
	6	Losing	F	7	9	4
	7	Losing	G	9	7	7
	8	Losing	H	9	7	5
	9	Losing	J	7	9	2

**Stage Sequences**

Controller Stream	Sequence	Name	Multiple cycling	Stage IDs	Stage ends
770-3	1	(untitled)	Single	7, 9	15, 33

**Intergreen Matrix for Controller Stream 770-3**

		To					
		F	G	H	I	J	K
From	F		7	5			6
	G	4			5		
	H	6				5	
	I		7				
	J			7			
	K	11					

**Banned Stage transitions for Controller Stream 770-3**

		To		
		7	8	9
From	7			
	8			
	9			

**Interstage Matrix for Controller Stream 770-3**

		To		
		7	8	9
From	7	0	9	11
	8	12	0	0
	9	12	0	0

**Resultant Stages**

Controller Stream	Resultant Stage	Is base stage	Library Stage ID	Phases in this stage	Stage start (s)	Stage end (s)	Stage duration (s)	User stage minimum (s)	Stage minimum (s)
	2	✓	9	G,H	26	33	7	1	1

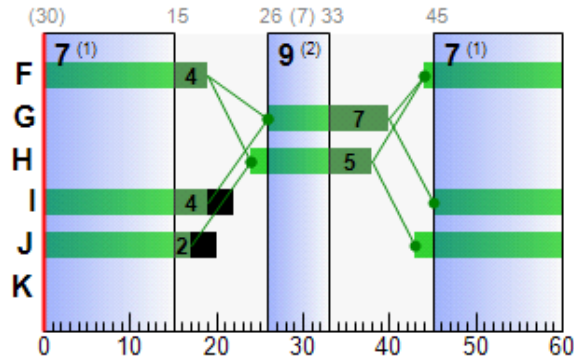
**Resultant Phase Green Periods**

Controller Stream	Phase	Green period	Is base green period	Start time (s)	End time (s)	Duration (s)
770-3	F	1	✓	44	19	35
	G	1	✓	26	40	14
	H	1	✓	24	38	14
	I	1	✓	45	19	34
	J	1	✓	43	17	34

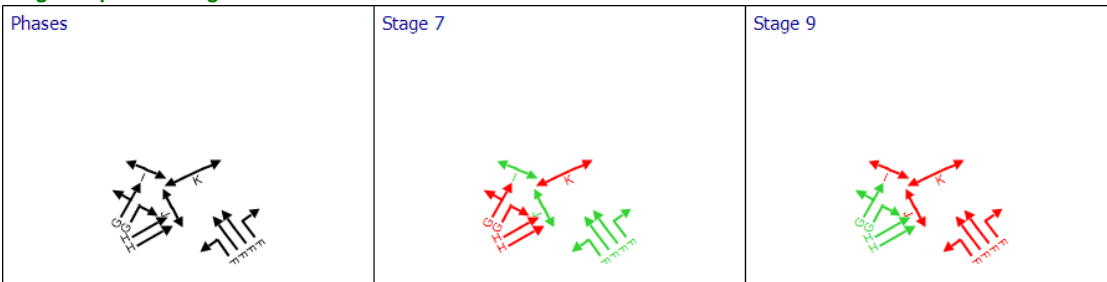
**Traffic Stream Green Times**

Arm	Traffic Stream	Traffic Node	Controller Stream	Phase	Green Period 1		
					Start	End	Duration
Ec	1	4	770-3	F	44	19	35
Ec	2	4	770-3	F	44	19	35
Ec	3	4	770-3	F	44	19	35
Ec	4	4	770-3	F	44	19	35
E1	1	4	770-3	G	26	40	14
E1	2	4	770-3	G	26	40	14
E2	3	4	770-3	H	24	38	14
E2	4	4	770-3	H	24	38	14

**Phase Timings Diagram for Controller Stream 770-3**



**Stage Sequence Diagram for Controller Stream 770-3**



**Controller Stream 770-4**

Controller Stream	Name	Description	Use sequence	Cycle time source	Cycle time (s)
770-4	(untitled)		1	NetworkDefault	60

**Controller Stream 770-4 - Properties**

Controller Stream	Manufacturer name	Type	Model number	(Telephone) Line Number	Site number	Grid reference	Gaining delay type
770-4	Unspecified						Absolute

**Controller Stream 770-4 - Optimisation**

Controller Stream	Allow offset optimisation	Allow green split optimisation	Optimisation level	Auto redistribute	Enable stage constraint
770-4			None		

**Phases**

Controller Stream	Phase	Name	Minimum green (s)	Maximum green (s)	Relative start displacement (s)	Relative end displacement (s)	Type	Blackout Time (s)
770-4	L	(untitled)	7	300	0	0	Traffic	
	M	(untitled)	6	300	0	0	Pedestrian	3

**Library Stages**

Controller Stream	Library Stage	Phases in stage	User stage minimum (s)
770-4	11	L	1
	12	M	1

**Stage Sequences**

Controller Stream	Sequence	Name	Multiple cycling	Stage IDs	Stage ends
770-4	1	(untitled)	Single	11, 12	24, 37

**Intergreen Matrix for Controller Stream 770-4**

		To	
		L	M
From	L		5
	M	7	

**Banned Stage transitions for Controller Stream 770-4**

		To	
		11	12
From	11		
	12		

**Interstage Matrix for Controller Stream 770-4**

		To	
		11	12
From	11	0	5
	12	7	0

**Resultant Stages**

Controller Stream	Resultant Stage	Is base stage	Library Stage ID	Phases in this stage	Stage start (s)	Stage end (s)	Stage duration (s)	User stage minimum (s)	Stage minimum (s)
770-4	1	✓	11	L	44	24	40	1	7
	2	✓	12	M	29	37	8	1	6

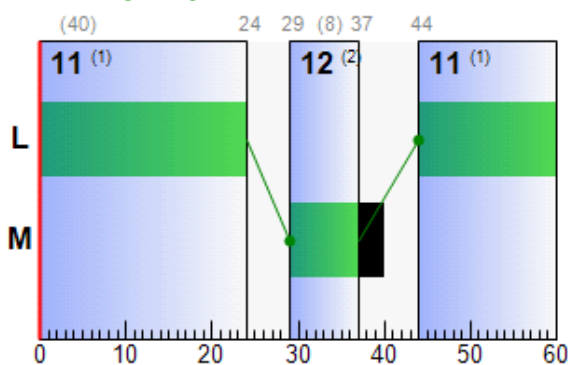
**Resultant Phase Green Periods**

Controller Stream	Phase	Green period	Is base green period	Start time (s)	End time (s)	Duration (s)
770-4	L	1	✓	44	24	40
	M	1	✓	29	37	8

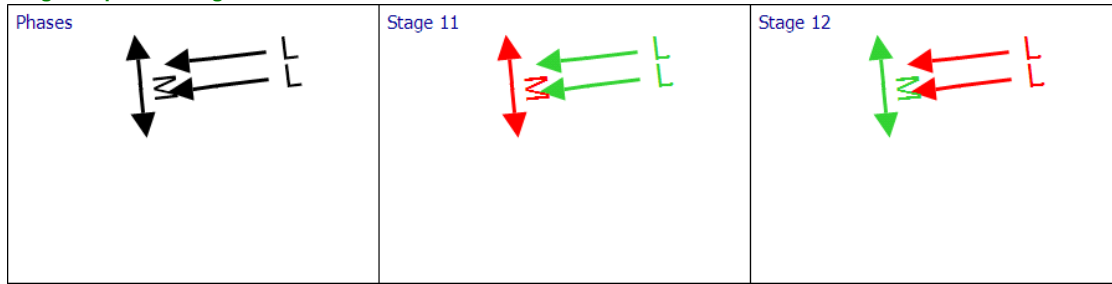
**Traffic Stream Green Times**

Arm	Traffic Stream	Traffic Node	Controller Stream	Phase	Green Period 1		
					Start	End	Duration
Exp	1	4-2	770-4	L	44	24	40
Exp	2	4-2	770-4	L	44	24	40

**Phase Timings Diagram for Controller Stream 770-4**



**Stage Sequence Diagram for Controller Stream 770-4**



**Controller Stream 771-1**

Controller Stream	Name	Description	Use sequence	Cycle time source	Cycle time (s)
771-1	(untitled)		1	NetworkDefault	60

**Controller Stream 771-1 - Properties**

Controller Stream	Manufacturer name	Type	Model number	(Telephone) Line Number	Site number	Grid reference	Gaining delay type
771-1	Unspecified						Absolute

**Controller Stream 771-1 - Optimisation**

Controller Stream	Allow offset optimisation	Allow green split optimisation	Optimisation level	Auto redistribute	Enable stage constraint
771-1			None		

**Phases**

Controller Stream	Phase	Name	Minimum green (s)	Maximum green (s)	Relative start displacement (s)	Relative end displacement (s)	Type	Blackout Time (s)
771-1	A	(untitled)	7	300	0	0	Traffic	
	B	(untitled)	7	300	0	0	Traffic	
	C	(untitled)	9	300	0	0	Pedestrian	3

**Library Stages**

Controller Stream	Library Stage	Phases in stage	User stage minimum (s)
771-1	1	A, C	1
	2	A	1
	3	B	1

**Losing / Gaining Phase Delays**

Controller Stream	Delay	Type	Phase	From stage	To stage	Relative delay
771-1	1	Losing	A	1	3	6

**Stage Sequences**

Controller Stream	Sequence	Name	Multiple cycling	Stage IDs	Stage ends
771-1	1	(untitled)	Single	1, 3	25, 46

**Intergreen Matrix for Controller Stream 771-1**

		To		
		A	B	C
From	A		5	
	B	5		5
	C		11	

**Banned Stage transitions for Controller Stream 771-1**

		To		
		1	2	3
From	1			
	2			
	3			

**Interstage Matrix for Controller Stream 771-1**

		To		
		1	2	3
From	1	0	0	11
	2	0	0	5
	3	5	5	0

**Resultant Stages**

Controller Stream	Resultant Stage	Is base stage	Library Stage ID	Phases in this stage	Stage start (s)	Stage end (s)	Stage duration (s)	User stage minimum (s)	Stage minimum (s)
771-1	1	✓	1	A,C	51	25	34	1	9
	2	✓	3	B	36	46	10	1	7

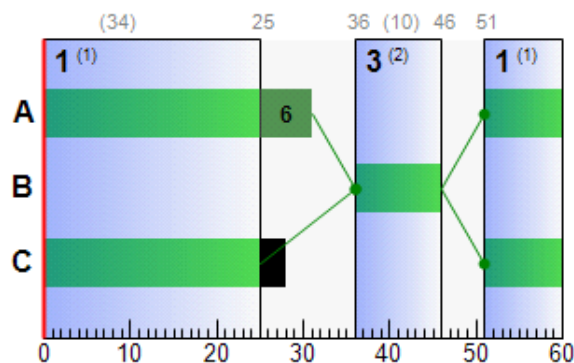
**Resultant Phase Green Periods**

Controller Stream	Phase	Green period	Is base green period	Start time (s)	End time (s)	Duration (s)
771-1	A	1	✓	51	31	40
	B	1	✓	36	46	10
	C	1	✓	51	25	34

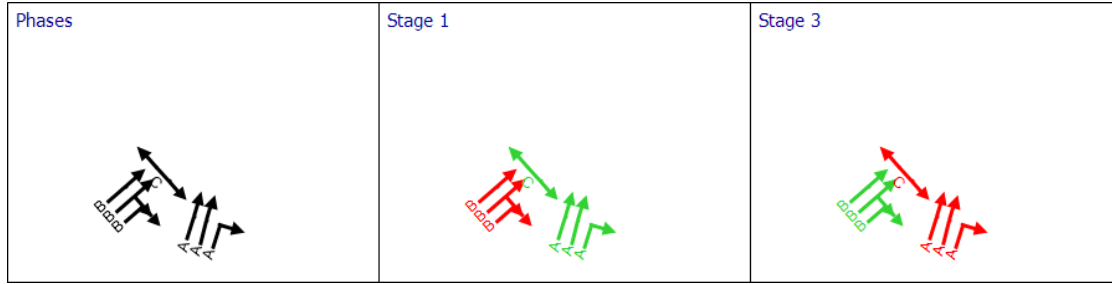
**Traffic Stream Green Times**

Arm	Traffic Stream	Traffic Node	Controller Stream	Phase	Green Period 1		
					Start	End	Duration
F	1	5	771-1	B	36	46	10
F	2	5	771-1	B	36	46	10
F	3	5	771-1	B	36	46	10
Fc	1	5	771-1	A	51	31	40
Fc	2	5	771-1	A	51	31	40
Fc	3	5	771-1	A	51	31	40

**Phase Timings Diagram for Controller Stream 771-1**



**Stage Sequence Diagram for Controller Stream 771-1**



**Controller Stream 771-2**

Controller Stream	Name	Description	Use sequence	Cycle time source	Cycle time (s)
771-2	(untitled)		1	NetworkDefault	60

**Controller Stream 771-2 - Properties**

Controller Stream	Manufacturer name	Type	Model number	(Telephone) Line Number	Site number	Grid reference	Gaining delay type
771-2	Unspecified						Absolute

**Controller Stream 771-2 - Optimisation**

Controller Stream	Allow offset optimisation	Allow green split optimisation	Optimisation level	Auto redistribute	Enable stage constraint
771-2			None		

**Phases**

Controller Stream	Phase	Name	Minimum green (s)	Maximum green (s)	Relative start displacement (s)	Relative end displacement (s)	Type
771-2	(ALL)	(untitled)	7	300	0	0	Traffic

**Library Stages**

Controller Stream	Library Stage	Phases in stage	User stage minimum (s)
771-2	5	D	1
	6	E	1

**Stage Sequences**

Controller Stream	Sequence	Name	Multiple cycling	Stage IDs	Stage ends
771-2	1	(untitled)	Single	5, 6	13, 46

**Intergreen Matrix for Controller Stream 771-2**

		To	
		D	E
From	D		5
	E	5	

**Banned Stage transitions for Controller Stream 771-2**

		To	
		5	6
From	5		
	6		

**Interstage Matrix for Controller Stream 771-2**

		To	
		5	6
From	5	0	5
	6	5	0

**Resultant Stages**

Controller Stream	Resultant Stage	Is base stage	Library Stage ID	Phases in this stage	Stage start (s)	Stage end (s)	Stage duration (s)	User stage minimum (s)	Stage minimum (s)
771-2	1	✓	5	D	51	13	22	1	7
	2	✓	6	E	18	46	28	1	7

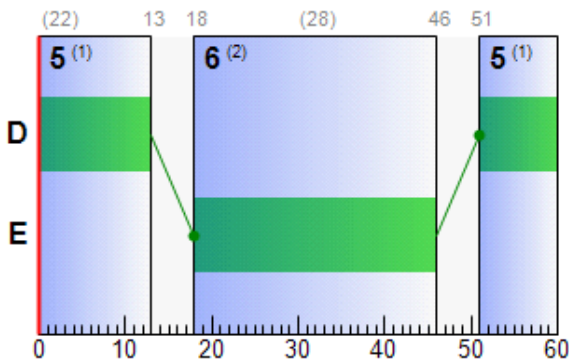
**Resultant Phase Green Periods**

Controller Stream	Phase	Green period	Is base green period	Start time (s)	End time (s)	Duration (s)
771-2	D	1	✓	51	13	22
	E	1	✓	18	46	28

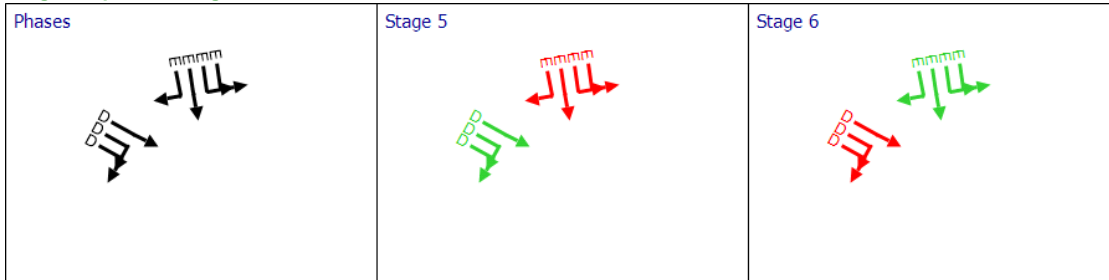
**Traffic Stream Green Times**

Arm	Traffic Stream	Traffic Node	Controller Stream	Phase	Green Period 1		
					Start	End	Duration
A	1	6	771-2	E	18	46	28
A	2	6	771-2	E	18	46	28
A	3	6	771-2	E	18	46	28
A	4	6	771-2	E	18	46	28
Ac	1	6	771-2	D	51	13	22
Ac	2	6	771-2	D	51	13	22
Ac	3	6	771-2	D	51	13	22

**Phase Timings Diagram for Controller Stream 771-2**



**Stage Sequence Diagram for Controller Stream 771-2**



**Controller Stream TC777-1**

Controller Stream	Name	Description	Use sequence	Cycle time source	Cycle time (s)
TC777-1	A653 Dewsbury Road / Topcliffe Lane		1	NetworkDefault	60

**Controller Stream TC777-1 - Properties**

Controller Stream	Manufacturer name	Type	Model number	(Telephone) Line Number	Site number	Grid reference	Gaining delay type
TC777-1	Unspecified						Absolute

### Controller Stream TC777-1 - Optimisation

Controller Stream	Allow offset optimisation	Allow green split optimisation	Optimisation level	Auto redistribute	Enable stage constraint
TC777-1	✓	✓	None		

### Phases

Controller Stream	Phase	Name	Minimum green (s)	Maximum green (s)	Relative start displacement (s)	Relative end displacement (s)	Type	Blackout Time (s)
TC777-1	A	Dewsbury Rd NB	7	300	0	1	Traffic	
	B	Dewsbury Rd SB	7	300	0	2	Traffic	
	C	Dewsbury Rd NB RT	7	300	0	0	Traffic	
	D	Topcliffe Ln RT	7	300	0	0	Traffic	
	E	Side Road	7	300	0	0	Traffic	
	F	Ped Xing at D	5	300	0	0	Pedestrian	3
	G	Ped Xing at B	7	300	0	0	Pedestrian	3
	H	Ped Xing at A AH	6	300	0	0	Pedestrian	3
	I	Ped Xing at A LT	5	300	0	0	Pedestrian	3

### Library Stages

Controller Stream	Library Stage	Phases in stage	User stage minimum (s)
TC777-1	1	A, B, F	1
	2	A, C, F, G	1
	3	B, F, H, I	1
	4	D, E	1
	5	D, H, I	1
	6	E, F, I	1

### Stage Sequences

Controller Stream	Sequence	Name	Multiple cycling	Stage IDs	Stage ends
TC777-1	1	(untitled)	Single	1, 5	46, 2

### Intergreen Matrix for Controller Stream TC777-1

		To								
		A	B	C	D	E	F	G	H	I
From	A				5	5			7	5
	B			5	5	5		5		
	C		6		5	5				
	D	5	5	6			5			
	E	5	5	5					8	
	F				5					
	G		10							
	H	6				6				
	I	5								

### Banned Stage transitions for Controller Stream TC777-1

		To					
		1	2	3	4	5	6
From	1						
	2						
	3						
	4						
	5						
	6						

**Interstage Matrix for Controller Stream TC777-1**

		To					
		1	2	3	4	5	6
From	1	0	5	7	5	7	5
	2	10	0	10	5	7	5
	3	6	6	0	6	5	6
	4	5	6	8	0	8	5
	5	6	6	5	6	0	6
	6	5	5	8	5	8	0

**Resultant Stages**

Controller Stream	Resultant Stage	Is base stage	Library Stage ID	Phases in this stage	Stage start (s)	Stage end (s)	Stage duration (s)	User stage minimum (s)	Stage minimum (s)
TC777-1	1	✓	1	A,B,F	8	46	38	1	7
	2	✓	5	D,H,I	53	2	9	1	6

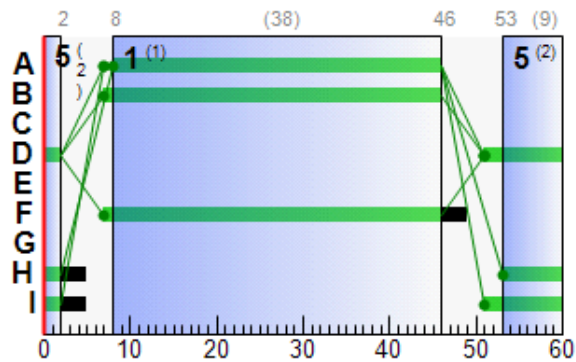
**Resultant Phase Green Periods**

Controller Stream	Phase	Green period	Is base green period	Start time (s)	End time (s)	Duration (s)
TC777-1	A	1	✓	8	46	38
	B	1	✓	7	46	39
	D	1	✓	51	2	11
	F	1	✓	7	46	39
	H	1	✓	53	2	9
	I	1	✓	51	2	11

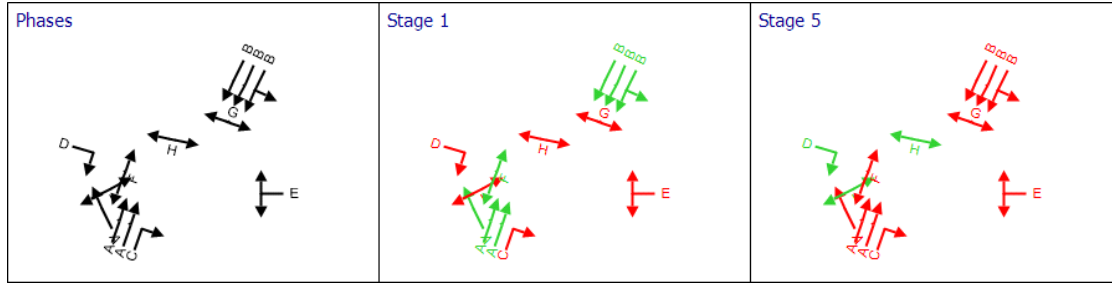
**Traffic Stream Green Times**

Arm	Traffic Stream	Traffic Node	Controller Stream	Phase	Green Period 1		
					Start	End	Duration
TC5	2	TC771-6	TC777-1	A	8	46	38
TC5	3	TC771-6	TC777-1	A	8	46	38
TC5	4	TC771-6	TC777-1	C			
TC9	1	TC771-6	TC777-1	B	7	46	39
TC9	2	TC771-6	TC777-1	B	7	46	39
TC9	3	TC771-6	TC777-1	B	7	46	39
TC35	1	TC771-6	TC777-1	A	8	46	38
TC41	1	TC771-6	TC777-1	D	51	2	11
TC42	1	TC771-6	TC777-1	E			

**Phase Timings Diagram for Controller Stream TC777-1**



**Stage Sequence Diagram for Controller Stream TC777-1**



**Controller Stream TC777-2**

Controller Stream	Name	Description	Use sequence	Cycle time source	Cycle time (s)
TC777-2	Topcliffe Ln LT Ped		1	NetworkDefault	60

**Controller Stream TC777-2 - Properties**

Controller Stream	Manufacturer name	Type	Model number	(Telephone) Line Number	Site number	Grid reference	Gaining delay type
TC777-2	Unspecified						Absolute

**Controller Stream TC777-2 - Optimisation**

Controller Stream	Allow offset optimisation	Allow green split optimisation	Optimisation level	Auto redistribute	Enable stage constraint
TC777-2	✓	✓	None		

**Phases**

Controller Stream	Phase	Name	Minimum green (s)	Maximum green (s)	Relative start displacement (s)	Relative end displacement (s)	Type	Blackout Time (s)
TC777-2	J	Topcliffe Ln LT	7	300	0	0	Traffic	
	K	Ped Xing at J	5	300	0	0	Pedestrian	3

**Library Stages**

Controller Stream	Library Stage	Phases in stage	User stage minimum (s)
TC777-2	1	J	1
	2	K	1

**Stage Sequences**

Controller Stream	Sequence	Name	Multiple cycling	Stage IDs	Stage ends
TC777-2	1	(untitled)	Single	1, 2	53, 3

**Intergreen Matrix for Controller Stream TC777-2**

		To	
		J	K
From	J		5
	K	5	

**Banned Stage transitions for Controller Stream TC777-2**

		To	
		1	2
From	1		
	2		

**Interstage Matrix for Controller Stream TC777-2**

		To	
		1	2
From	1	0	5
	2	5	0

**Resultant Stages**

Controller Stream	Resultant Stage	Is base stage	Library Stage ID	Phases in this stage	Stage start (s)	Stage end (s)	Stage duration (s)	User stage minimum (s)	Stage minimum (s)
TC777-2	1	✓	1	J	8	53	45	1	7
	2	✓	2	K	58	3	5	1	5

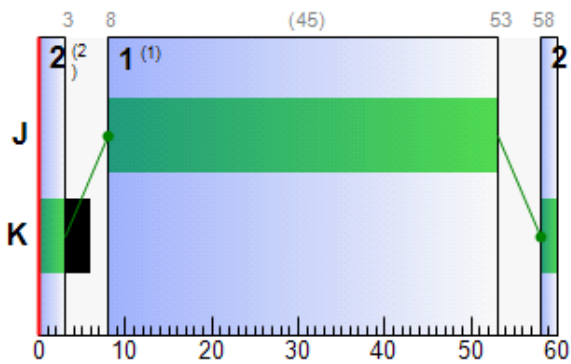
**Resultant Phase Green Periods**

Controller Stream	Phase	Green period	Is base green period	Start time (s)	End time (s)	Duration (s)
TC777-2	J	1	✓	8	53	45
	K	1	✓	58	3	5

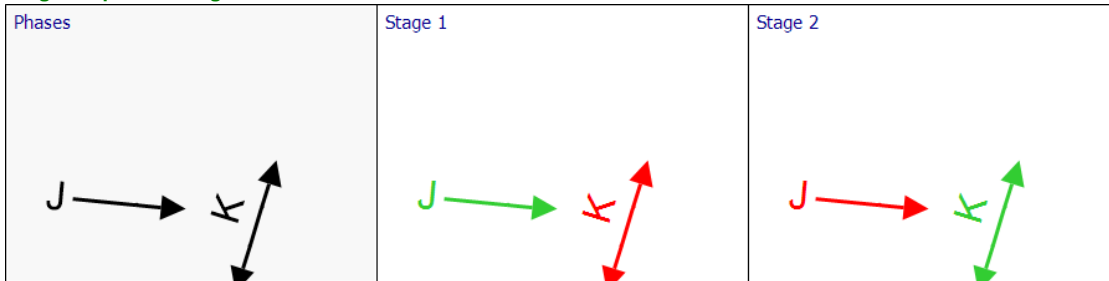
**Traffic Stream Green Times**

Arm	Traffic Stream	Traffic Node	Controller Stream	Phase	Green Period 1		
					Start	End	Duration
TC37	1	TC771-6	TC777-2	J	8	53	45

**Phase Timings Diagram for Controller Stream TC777-2**



**Stage Sequence Diagram for Controller Stream TC777-2**



**Resultant penalties**

Time Segment	Controller stream	Phase min max penalty (£ per hr)	Intergreen broken penalty (£ per hr)	Stage constraint broken penalty (£ per hr)	Cost of controller stream penalties (£ per hr)
16:30-17:30	(ALL)	0.00	0.00	0.00	0.00

**Results - Link**

**Results - Traffic Stream**

**Results - Traffic Stream: Vehicle summary**

Time Segment	Arm	Traffic Stream	Name	Phase	Calculated flow entering (PCU/hr)	Calculated sat flow (PCU/hr)	Actual green (s per cycle)	Calculated capacity (PCU/hr)	Degree of saturation (%)	Practical reserve capacity (%)	Mean Delay per Veh (s)	Mean max queue (PCU)	Utilised storage (%)	JourneyTime (s)
		1	(untitled)	E	789	2050	28	991	80	13	15.32	8.82	68.08	20.91

16:30-17:30	A	2	(untitled)	E	345	2050	28	991	35	158	7.06	2.41	18.04	12.83
		3	(untitled)	E	702	2050	28	991	71	27	12.40	10.37	75.81	18.29
		4	(untitled)	E	479	2050	28	991	48	86	10.91	7.21	51.60	16.93
	Ac	1	(untitled)	D	719	2263	22	867	83	9	27.74	11.22	67.34	34.93
		2	(untitled)	D	250	2263	22	751	33	170	3.36	3.66	22.77	12.86
		3	(untitled)	D	411	2263	22	867	47	90	5.39	7.28	47.61	11.98
	Acf	1	(untitled)		969	2263	60	2263	43	110	0.60	0.16	1.32	5.81
		2	(untitled)		411	2263	60	2263	18	396	0.18	0.02	0.16	7.42
	Af	1	(untitled)		1134	2050	60	2050	55	63	1.08	0.34	3.67	7.51
		2	(untitled)		702	2050	60	2050	34	163	0.46	0.09	0.96	6.84
		3	(untitled)		479	2050	60	2050	23	285	0.27	0.04	0.39	6.63
	B	1	(untitled)	B	237	2050	10	376	63	43	30.68	3.89	23.61	37.78
		2	(untitled)	B	364	2150	10	394	92	-3	65.31	9.56	56.55	72.59
		3	(untitled)	B	339	2100	10	378	90	0	58.53	8.29	47.79	66.01
		4	(untitled)	B	261	2050	10	376	69	30	33.55	4.61	25.89	45.84
	Bc	1	(untitled)	A	682	2050	38	1333	51	76	6.32	4.79	20.74	18.27
		2	(untitled)	A	969	2050	38	1325	73	23	8.20	12.77	55.86	20.03
		3	(untitled)	A	536	2050	38	1332	40	124	1.92	7.86	34.76	13.63
	Bcf	1	(untitled)		1508	2263	60	2263	67	35	1.58	0.66	6.08	5.93
		2	(untitled)		682	2263	60	2263	30	199	0.34	0.06	0.59	5.70
		3	(untitled)		969	2263	60	2263	43	110	0.60	0.16	1.48	6.46
		4	(untitled)		536	2263	60	2263	24	280	0.25	0.04	0.34	6.56
	Bf	1	(untitled)		601	1800	60	1800	33	170	0.50	0.08	0.21	27.84
		2	(untitled)		600	1800	60	1800	33	170	0.50	0.08	0.21	27.91
	C	1	(untitled)	G	421	2100	13	490	86	5	42.61	8.73	41.42	57.15
		2	(untitled)	G	367	2200	13	513	71	26	29.88	6.18	29.04	44.57
		3	(untitled)	G	142	2050	13	478	30	203	20.56	1.96	9.04	35.48
	Cf	1	(untitled)		421	1965	60	1965	21	320	0.25	0.03	0.12	17.60
		2	(untitled)		509	1965	60	1965	26	247	0.32	0.05	0.18	17.82
	D	1	(untitled)	B	253	2050	12	444	57	58	26.33	3.82	39.90	30.45
		2	(untitled)	B	293	1850	12	401	73	23	33.71	4.95	51.76	37.83
		3	(untitled)	B	340	2250	12	429	79	14	37.72	6.30	68.47	41.68
	Dc	1	(untitled)	A	709	2100	38	1365	52	73	7.08	6.05	68.62	10.88
		2	(untitled)	A	739	2100	38	1365	54	66	5.44	5.09	60.02	9.09
		3	(untitled)	A	259	2100	38	1365	19	374	3.16	2.34	28.78	6.67
		4	(untitled)	A	403	2100	38	1365	30	205	4.45	2.55	32.76	7.81
	Dcf	1	(untitled)		1046	2050	60	2050	51	76	0.91	0.27	2.31	5.86
		2	(untitled)		1192	2100	60	2100	57	59	1.12	0.37	3.24	6.07
		3	(untitled)		739	2100	60	2100	35	156	0.47	0.10	0.80	5.88
		4	(untitled)		259	2100	60	2100	12	630	0.12	0.01	0.07	6.95
5		(untitled)		403	2100	60	2100	19	369	0.20	0.02	0.20	5.22	
Df	1	(untitled)		546	1900	60	1900	29	213	0.38	0.06	0.17	24.38	
	2	(untitled)		340	2250	60	2250	15	496	0.14	0.01	0.04	24.14	
Dxp	1	(untitled)	D	1046	2050	41	1435	73	23	4.11	2.29	28.19	7.60	
	2	(untitled)	D	483	2050	41	1435	34	167	0.71	0.15	1.79	4.36	
Ec	1	(untitled)	F	500	2150	35	1290	39	132	6.63	4.78	54.87	10.39	
	2	(untitled)	F	482	2263	35	1358	35	154	8.29	5.75	68.27	11.92	
	3	(untitled)	F	518	2263	35	1358	38	136	4.60	4.89	60.07	8.11	
	4	(untitled)	F	269	2250	35	1350	20	352	13.42	4.72	59.07	16.87	
Ecf	1	(untitled)		800	2100	60	2045	39	130	0.86	4.82	60.28	4.31	
	2	(untitled)		901	2100	60	2100	43	110	0.64	0.16	2.00	4.12	
	3	(untitled)		482	2263	60	2263	21	323	0.22	0.03	0.35	3.74	
	4	(untitled)		813	2300	60	2300	35	155	0.43	0.10	1.10	4.40	
Ef	1	(untitled)		763	1900	60	1900	40	124	0.64	0.13	0.61	15.94	
	2	(untitled)		538	1900	60	1900	28	218	0.37	0.06	0.25	15.68	
Exp	1	(untitled)	L	800	2050	40	1401	57	58	4.01	5.44	60.39	7.90	
	2	(untitled)	L	401	2050	40	1401	29	214	0.52	0.06	0.61	4.54	
		1	(untitled)	B	164	2100	10	385	43	111	25.17	2.52	17.02	31.55

F	2	(untitled)	B	255	2100	10	385	66	36	31.78	4.25	28.50	38.21
	3	(untitled)	B	329	2100	10	385	85	5	48.45	7.15	47.12	55.00
Fc	1	(untitled)	A	564	2263	40	1546	36	147	1.13	1.77	5.57	20.23
	2	(untitled)	A	609	2263	40	1508	40	123	1.59	3.50	11.09	20.51
Ff	1	(untitled)		419	1900	60	1900	22	308	0.27	0.03	0.07	33.35
	2	(untitled)		329	1900	60	1900	17	420	0.20	0.02	0.04	33.25
G	1	(untitled)	F	297	2050	13	456	65	38	43.16	5.75	21.16	59.22
	2	(untitled)	F	267	2050	13	458	58	54	45.76	5.24	19.75	57.20
Gf	1	(untitled)		293	2050	60	2050	14	530	0.15	2.33	34.52	3.07
	2	(untitled)		245	2050	60	2048	12	652	0.15	2.34	35.06	3.04
xA	1	(untitled)		638	2263	60	2212	29	212	0.42	2.38	5.95	17.64
	2	(untitled)		663	2263	60	2263	29	207	0.33	0.06	0.15	17.58
xB	1	(untitled)		1508	Unrestricted	60	Unrestricted	0	Unrestricted	0.00	0.00	0.00	5.79
xC	1	(untitled)		644	1900	60	731	88	2	25.87	12.27	61.04	34.54
	2	(untitled)		599	1900	60	775	77	16	14.71	8.28	41.04	23.41
xD	1	(untitled)		1046	Unrestricted	60	Unrestricted	0	Unrestricted	0.00	0.00	0.00	9.13
	2	(untitled)		483	Unrestricted	60	Unrestricted	0	Unrestricted	0.00	0.00	0.00	9.21
xE	1	(untitled)		800	Unrestricted	60	Unrestricted	0	Unrestricted	0.00	0.00	0.00	13.04
	2	(untitled)		401	Unrestricted	60	Unrestricted	0	Unrestricted	0.00	0.00	0.00	13.04
xF	1	(untitled)		599	Unrestricted	60	Unrestricted	0	Unrestricted	0.00	0.00	0.00	12.19
Cc1	1	(untitled)	E	679	2050	32	1128	60	49	13.85	10.77	64.63	20.40
E1	1	(untitled)	G	272	2050	14	513	53	70	23.41	3.85	27.67	29.41
	2	(untitled)	G	491	2200	14	550	89	1	45.66	10.45	75.08	51.66
Gf1	1	(untitled)		26	663	60	663	4	2194	4.18	0.37	4.34	7.88
Cc2	2	(untitled)	D	967	2150	33	1173	82	9	18.12	14.94	93.81	24.80
	3	(untitled)	D	567	2050	33	1162	49	84	10.53	9.06	58.36	17.72
	4	(untitled)	D	914	2150	33	1218	75	20	14.46	13.74	88.81	21.06
	5	(untitled)	D	261	2050	33	1162	22	301	13.35	5.87	38.08	21.33
E2	3	(untitled)	H	293	2150	14	526	56	62	23.98	4.17	45.04	27.97
	4	(untitled)	H	245	2050	14	513	48	88	22.37	3.42	36.16	26.45
TC5	2	(untitled)	A	604	2263	38	1509	40	125	3.64	2.42	60.34	6.40
	3	(untitled)	A	663	2263	38	1509	44	105	1.26	0.51	12.62	4.02
	4	(untitled)	C	0	0	0	0	0	-100	0.00	0.00	0.00	0.00
TC9	1	(untitled)	B	1059	1925	39	1348	79	15	10.83	11.70	73.39	21.84
	2	(untitled)	B	700	1966	39	1376	51	77	5.54	5.01	31.27	16.60
	3	(untitled)	B	388	1947	39	1363	28	216	3.91	2.21	13.72	15.03
TC35	1	(untitled)	A	34	1900	38	1267	3	3253	2.40	0.12	2.88	5.30
TC36	1	(untitled)		205	1800	60	1800	11	690	0.13	0.01	0.17	3.16
TC37	1	(untitled)	J	37	1850	45	1418	3	3350	1.78	0.14	1.87	4.98
TC38	1	(untitled)		37	462	60	462	8	1025	0.94	2.42	65.24	2.47
TC39	2	(untitled)		604	2263	60	2263	27	237	0.29	0.05	0.79	2.83
	3	(untitled)		663	2263	60	2263	29	207	0.33	0.06	1.05	2.73
TC40	2	(untitled)		641	Unrestricted	60	Unrestricted	0	Unrestricted	0.00	0.00	0.00	4.23
	3	(untitled)		663	Unrestricted	60	Unrestricted	0	Unrestricted	0.00	0.00	0.00	4.02
TC41	1	(untitled)	D	168	1850	11	370	45	98	25.15	2.61	27.53	29.08
TC42	1	(untitled)	E	0	0	0	0	0	-100	0.00	0.00	0.00	0.00
TC43	1	(untitled)		0	1800	60	1800	0	Unrestricted	0.00	0.00	0.00	0.00
47	1	(untitled)		1243	1300	60	1300	96	-6	23.01	7.95	34.19	39.05
48	1	(untitled)		930	1965	60	1965	47	90	0.82	0.21	2.22	7.44
49	1	(untitled)		1059	1900	60	1900	56	61	1.19	0.35	7.67	4.34
	2	(untitled)		1088	1900	60	1900	57	57	1.27	0.38	8.39	4.42
50	1	(untitled)		1201	1900	60	1900	63	42	1.62	0.54	6.46	7.40
51	1	(untitled)		748	1900	60	1900	39	129	0.61	0.13	1.96	5.11

## Data Entry - Stage Start and End

### Resultant Stage

Controller Stream	Resultant Stage	Is base stage	Library Stage ID	Phases in this stage	Stage start (s)	Stage end (s)	Stage duration (s)	User stage minimum (s)	Stage minimum (s)
769-1	1	✓	1	A,C	34	8	34	1	7
	2	✓	2	B	19	29	10	1	7
769-2	1	✓	4	D,E,H,I	41	5	24	1	1
	2	✓	5	F,G,J,K	19	26	7	1	7
770-1	1	✓	1	A,C	39	15	36	1	5
	2	✓	2	B	22	34	12	1	7
770-2	1	✓	4	D	42	23	41	1	7
	2	✓	5	E	28	35	7	1	5
770-3	1	✓	7	F,I,J	45	15	30	1	2
	2	✓	9	G,H	26	33	7	1	1
770-4	1	✓	11	L	44	24	40	1	7
	2	✓	12	M	29	37	8	1	6
771-1	1	✓	1	A,C	51	25	34	1	9
	2	✓	3	B	36	46	10	1	7
771-2	1	✓	5	D	51	13	22	1	7
	2	✓	6	E	18	46	28	1	7
TC777-1	1	✓	1	A,B,F	8	46	38	1	7
	2	✓	5	D,H,I	53	2	9	1	6
TC777-2	1	✓	1	J	8	53	45	1	7
	2	✓	2	K	58	3	5	1	5

## Data Entry - Phase

### Phase

Controller Stream	Phase	Phase	Minimum green (s)	Maximum green (s)	Relative start displacement (s)	Relative end displacement (s)	Type
769-1	A	A	7	300	0	0	Traffic
	B	B	7	300	0	0	Traffic
	C	C	7	300	0	0	Pedestrian
769-2	D	D	7	300	0	0	Traffic
	E	E	7	300	0	0	Traffic
	F	F	4	300	0	0	Traffic
	G	G	4	300	0	0	Traffic
	H	H	5	300	0	0	Pedestrian
	I	I	7	300	0	0	Pedestrian
	J	J	10	300	0	0	Pedestrian
770-1	K	K	5	300	0	0	Pedestrian
	A	A	7	300	0	0	Traffic
	B	B	7	300	0	0	Traffic
770-2	C	C	5	300	0	0	Pedestrian
	D	D	7	300	0	0	Traffic
770-3	E	E	5	300	0	0	Pedestrian
	F	F	7	300	0	0	Traffic
	G	G	4	300	0	0	Traffic
	H	H	4	300	0	0	Traffic
	I	I	5	300	0	0	Pedestrian
	J	J	5	300	0	0	Pedestrian
770-4	K	K	10	300	0	0	Pedestrian
	L	L	7	300	0	0	Traffic
771-1	M	M	6	300	0	0	Pedestrian
	A	A	7	300	0	0	Traffic
	B	B	7	300	0	0	Traffic
771-2	C	C	9	300	0	0	Pedestrian
	D	D	7	300	0	0	Traffic
TC777-1	E	E	7	300	0	0	Traffic
	F	F	7	300	0	1	Traffic
	G	G	7	300	0	2	Traffic
	H	H	7	300	0	0	Traffic
	I	I	7	300	0	0	Traffic
	J	J	5	300	0	0	Pedestrian
	K	K	7	300	0	0	Pedestrian
	L	L	6	300	0	0	Pedestrian
	M	M	5	300	0	0	Pedestrian
TC777-2	A	A	7	300	0	0	Traffic
	B	B	5	300	0	0	Pedestrian

## Data Entry - Traffic Stream

### Traffic Stream

Arm	Traffic Stream	Auto length	Length (m)	Traffic model	Max queue storage (PCU)	Traffic type	Has Saturation Flow	Is signal controlled	Is give way	Saturation flow source	Saturation flow (PCU/hr)	Delay weighting multiplier (%)	Stop weighting multiplier (%)
A	1	✓	74.52	CTM	0.00	Normal	✓	✓		Directly entered	2050	100	100
	2	✓	76.88	CTM	0.00	Normal	✓	✓		Directly entered	2050	100	100
	3	✓	78.61	CTM	0.00	Normal	✓	✓		Directly entered	2050	100	100

	4	✓	80.35	CTM	0.00	Normal	✓	✓		Directly entered	2050	100	100
Ac	1	✓	95.80	CTM	0.00	Normal	✓	✓		Directly entered	2263	100	100
	2	✓	92.34	CTM	0.00	Normal	✓	✓		Directly entered	2263	100	100
	3	✓	87.95	CTM	0.00	Normal	✓	✓		Directly entered	2263	100	100
Acf	1	✓	69.59	CTM	0.00	Normal	✓			Directly entered	2263	100	100
	2	✓	70.42	CTM	0.00	Normal	✓			Directly entered	2263	100	100
Af	1	✓	53.54	CTM	0.00	Normal	✓			Directly entered	2050	100	100
	2	✓	53.19	CTM	0.00	Normal	✓			Directly entered	2050	100	100
	3	✓	53.01	CTM	0.00	Normal	✓			Directly entered	2050	100	100
B	1	✓	94.67	CTM	0.00	Normal	✓	✓		Directly entered	2050	100	100
	2	✓	97.18	CTM	0.00	Normal	✓	✓		Directly entered	2150	100	100
	3	✓	99.69	CTM	0.00	Normal	✓	✓		Directly entered	2100	100	100
	4	✓	102.42	CTM	0.00	Normal	✓	✓		Directly entered	2050	100	100
Bc	1	✓	132.85	CTM	0.00	Normal	✓	✓		Directly entered	2050	100	100
	2	✓	131.47	CTM	0.00	Normal	✓	✓		Directly entered	2050	100	100
	3	✓	130.10	CTM	0.00	Normal	✓	✓		Directly entered	2050	100	100
Bcf	1	✓	62.67	CTM	0.00	Normal	✓			Directly entered	2263	100	100
	2	✓	63.14	CTM	0.00	Normal	✓			Directly entered	2263	100	100
	3	✓	62.35	CTM	0.00	Normal	✓			Directly entered	2263	100	100
	4	✓	62.25	CTM	0.00	Normal	✓			Directly entered	2263	100	100
Bf	1	✓	227.81	CTM	0.00	Normal	✓			Sum of lanes	1800	100	100
	2	✓	228.44	CTM	0.00	Normal	✓			Sum of lanes	1800	100	100
C	1	✓	121.13	CTM	0.00	Normal	✓	✓		Directly entered	2100	100	100
	2	✓	122.36	CTM	0.00	Normal	✓	✓		Directly entered	2200	100	100
	3	✓	124.35	CTM	0.00	Normal	✓	✓		Directly entered	2050	100	100
Cf	1	✓	144.60	CTM	0.00	Normal	✓			Sum of lanes	1965	100	100
	2	✓	145.86	CTM	0.00	Normal	✓			Sum of lanes	1965	100	100
D	1		55.00	CTM	0.00	Normal	✓	✓		Directly entered	2050	100	100
	2		55.00	CTM	0.00	Normal	✓	✓		Directly entered	1850	100	100
	3	✓	52.87	CTM	0.00	Normal	✓	✓		Directly entered	2250	100	100
Dc	1	✓	50.67	CTM	0.00	Normal	✓	✓		Directly entered	2100	100	100
	2	✓	48.72	CTM	0.00	Normal	✓	✓		Directly entered	2100	100	100
	3	✓	46.78	CTM	0.00	Normal	✓	✓		Directly entered	2100	100	100
	4	✓	44.83	CTM	0.00	Normal	✓	✓		Directly entered	2100	100	100

Dcf	1	✓	65.95	CTM	0.00	Normal	✓		Directly entered	2050	100	100
	2	✓	65.92	CTM	0.00	Normal	✓		Directly entered	2100	100	100
	3	✓	68.61	CTM	0.00	Normal	✓		Directly entered	2100	100	100
	4	✓	66.73	CTM	0.00	Normal	✓		Directly entered	2100	100	100
	5	✓	66.90	CTM	0.00	Normal	✓		Directly entered	2100	100	100
Df	1		200.00	NetworkDefault	0.00	Normal	✓		Sum of lanes	1900	100	100
	2		200.00	NetworkDefault	0.00	Normal	✓		Directly entered	2250	100	100
Dxp	1	✓	46.62	NetworkDefault	0.00	Normal	✓	✓	Directly entered	2050	100	100
	2	✓	48.64	NetworkDefault	0.00	Normal	✓	✓	Directly entered	2050	100	100
Ec	1	✓	50.09	CTM	0.00	Normal	✓	✓	Directly entered	2150	100	100
	2	✓	48.43	CTM	0.00	Normal	✓	✓	Directly entered	2263	100	100
	3	✓	46.77	CTM	0.00	Normal	✓	✓	Directly entered	2263	100	100
	4	✓	45.93	CTM	0.00	Normal	✓	✓	Directly entered	2250	100	100
Ecf	1	✓	45.94	CTM	0.00	Normal	✓		Directly entered	2100	100	100
	2	✓	46.37	CTM	0.00	Normal	✓		Directly entered	2100	100	100
	3	✓	46.93	CTM	0.00	Normal	✓		Directly entered	2263	100	100
	4	✓	50.37	CTM	0.00	Normal	✓		Directly entered	2300	100	100
Ef	1	✓	127.54	NetworkDefault	0.00	Normal	✓		Directly entered	1900	100	100
	2	✓	127.54	NetworkDefault	0.00	Normal	✓		Sum of lanes	1900	100	100
Exp	1	✓	51.83	CTM	0.00	Normal	✓	✓	Directly entered	2050	100	100
	2	✓	53.71	CTM	0.00	Normal	✓	✓	Directly entered	2050	100	100
F	1	✓	85.13	CTM	0.00	Normal	✓	✓	Directly entered	2100	100	100
	2	✓	85.72	CTM	0.00	Normal	✓	✓	Directly entered	2100	100	100
	3	✓	87.25	CTM	0.00	Normal	✓	✓	Directly entered	2100	100	100
Fc	1	✓	183.21	CTM	0.00	Normal	✓	✓	Directly entered	2263	100	100
	2	✓	181.45	CTM	0.00	Normal	✓	✓	Directly entered	2263	100	100
	3	✓	180.28	CTM	0.00	Normal	✓	✓	Directly entered	2263	100	100
Ff	1	✓	275.73	CTM	0.00	Normal	✓		Sum of lanes	1900	100	100
	2	✓	275.39	CTM	0.00	Normal	✓		Sum of lanes	1900	100	100
G	1	✓	156.15	CTM	0.00	Normal	✓	✓	Directly entered	2050	100	100
	2	✓	152.60	CTM	0.00	Normal	✓	✓	Directly entered	2050	100	100
Gf	1	✓	38.89	CTM	0.00	Normal	✓		Directly entered	2050	100	100
	2	✓	38.45	CTM	0.00	Normal	✓		Directly entered	2050	100	100

xA	1	✓	229.66	CTM	0.00	Normal	✓			Directly entered	2263	100	100
	2	✓	229.97	CTM	0.00	Normal	✓			Directly entered	2263	100	100
xB	1	✓	77.15	NetworkDefault	0.00	Normal						100	100
xC	1	✓	115.60	CTM	0.00	Normal	✓			Sum of lanes	1900	100	100
	2	✓	115.98	CTM	0.00	Normal	✓			Sum of lanes	1900	100	100
xD	1	✓	121.71	NetworkDefault	0.00	Normal						100	100
	2	✓	122.74	NetworkDefault	0.00	Normal						100	100
xE	1	✓	173.89	NetworkDefault	0.00	Normal						100	100
	2	✓	173.83	NetworkDefault	0.00	Normal						100	100
xF	1	✓	162.53	NetworkDefault	0.00	Normal						100	100
Cc1	1	✓	95.84	CTM	0.00	Normal	✓	✓		Directly entered	2050	100	100
E1	1		80.00	CTM	0.00	Normal	✓	✓		Directly entered	2050	100	100
	2		80.00	CTM	0.00	Normal	✓	✓		Directly entered	2200	100	100
Gf1	1	✓	49.26	NetworkDefault	0.00	Normal			✓			100	100
Cc2	2	✓	91.58	CTM	0.00	Normal	✓	✓		Directly entered	2150	100	100
	3	✓	89.25	CTM	0.00	Normal	✓	✓		Directly entered	2050	100	100
	4	✓	88.96	CTM	0.00	Normal	✓	✓		Directly entered	2150	100	100
	5	✓	88.65	CTM	0.00	Normal	✓	✓		Directly entered	2050	100	100
E2	3	✓	53.28	CTM	0.00	Normal	✓	✓		Directly entered	2150	100	100
	4	✓	54.33	CTM	0.00	Normal	✓	✓		Directly entered	2050	100	100
TC5	2	✓	23.03	CTM	0.00	Normal	✓	✓		Sum of lanes	2263	100	100
	3	✓	23.02	CTM	0.00	Normal	✓	✓		Directly entered	2263	100	100
	4	✓	24.43	CTM	0.00	Normal	✓	✓		Sum of lanes	1800	100	100
TC9	1	✓	91.71	CTM	0.00	Normal	✓	✓		Directly entered	1925	100	100
	2	✓	92.11	CTM	0.00	Normal	✓	✓		Sum of lanes	1966	100	100
	3	✓	92.69	CTM	0.00	Normal	✓	✓		Sum of lanes	1947	100	100
TC35	1	✓	24.16	CTM	0.00	Normal	✓	✓		Directly entered	1900	100	100
TC36	1	✓	25.22	NetworkDefault	0.00	Normal	✓			Sum of lanes	1800	100	100
TC37	1	✓	44.32	CTM	0.00	Normal	✓	✓		Directly entered	1850	100	100
TC38	1	✓	21.32	CTM	0.00	Normal	✓		✓	Directly entered	1850	100	100
TC39	2	✓	35.24	CTM	0.00	Normal	✓			Directly entered	2263	100	100
	3	✓	33.28	CTM	0.00	Normal	✓			Directly entered	2263	100	100
TC40	2	✓	58.74	PDM	0.00	Normal						100	100
	3	✓	55.82	PDM	0.00	Normal						100	100
TC41	1	✓	54.63	CTM	0.00	Normal	✓	✓		Directly entered	1850	100	100
TC42	1	✓	23.35	NetworkDefault	0.00	Normal	✓	✓		Sum of lanes	1771	100	100
TC43	1	✓	51.77	NetworkDefault	0.00	Normal	✓			Sum of lanes	1800	100	100
47	1	✓	133.63	CTM	0.00	Normal	✓			Directly entered	1300	100	100

48	1	✓	55.12	NetworkDefault	0.00	Normal	✓			Sum of lanes	1965	100	100
49	1	✓	26.24	NetworkDefault	0.00	Normal	✓			Directly entered	1900	100	100
	2	✓	26.24	NetworkDefault	0.00	Normal	✓			Directly entered	1900	100	100
50	1	✓	48.15	NetworkDefault	0.00	Normal	✓			Sum of lanes	1900	100	100
51	1	✓	37.47	NetworkDefault	0.00	Normal	✓			Sum of lanes	1900	100	100

## Data entry - Link

## Results - Pedestrian

### Pedestrian Crossings: Pedestrian summary

Time Segment	Pedestrian crossing	Side	Calculated Flow Entering (Ped/hr)	Degree of saturation (%)	Actual green (s (per cycle))	Mean Delay Per Ped (s)	Mean max queue (Ped)
16:30-17:30	1	1	0	0	7	0.00	0.00
		2	0	0	7	0.00	0.00
	2	1	0	0	36	0.00	0.00
		2	0	0	36	0.00	0.00
	3	1	0	0	8	0.00	0.00
		2	0	0	8	0.00	0.00
	4	1	0	0	34	0.00	0.00
		2	0	0	34	0.00	0.00
	5	1	0	0	34	0.00	0.00
		2	0	0	34	0.00	0.00
	6	1	0	0	0	0.00	0.00
		2	0	0	0	0.00	0.00
	7	1	0	0	34	0.00	0.00
		2	0	0	34	0.00	0.00
	8	1	0	0	34	0.00	0.00
		2	0	0	34	0.00	0.00
	9	1	0	0	10	0.00	0.00
		2	0	0	10	0.00	0.00
	10	1	0	0	15	0.00	0.00
		2	0	0	15	0.00	0.00
	11	1	0	0	30	0.00	0.00
		2	0	0	30	0.00	0.00
	12	1	0	0	30	0.00	0.00
		2	0	0	30	0.00	0.00
	13	1	0	0	11	0.00	0.00
		2	0	0	11	0.00	0.00
	14	1	0	0	39	0.00	0.00
		2	0	0	39	0.00	0.00
	15	1	0	0	0	0.00	0.00
		2	0	0	0	0.00	0.00
	16	1	0	0	9	0.00	0.00
		2	0	0	9	0.00	0.00
	17	1	0	0	5	0.00	0.00
		2	0	0	5	0.00	0.00

## Traffic Stream Results

### Traffic Stream Results: Vehicle summary

Time Segment	Arm	Traffic Stream	Degree of saturation (%)	Practical reserve capacity (%)	Calculated flow entering (PCU/hr)	Calculated sat flow (PCU/hr)	Actual green (s (per cycle))	Mean Delay per Veh (s)	Mean max queue (PCU)	Utilised storage (%)	Weighted cost of delay (£ per hr)	Weighted cost of stops (£ per hr)	Performance Index (£ per hr)
A		1	80	13	789	2050	28	15.32	8.82	68.08	47.67	13.94	61.61
		2	35	158	345	2050	28	7.06	2.41	18.04	9.61	2.95	12.57
		3	71	27	702	2050	28	12.40	10.37	75.81	34.33	13.22	47.55
		4	48	86	479	2050	28	10.91	7.21	51.60	20.61	9.39	30.00
Ac		1	83	9	719	2263	22	27.74	11.22	67.34	78.68	15.82	94.50
		2	33	170	250	2263	22	3.36	3.66	22.77	3.31	1.58	4.89
		3	47	90	411	2263	22	5.39	7.28	47.61	8.73	6.24	14.97
Acf		1	43	110	969	2263	60	0.60	0.16	1.32	2.27	0.00	2.27
		2	18	396	411	2263	60	0.18	0.02	0.16	0.29	0.00	0.29
Af		1	55	63	1134	2050	60	1.08	0.34	3.67	4.85	0.00	4.85
		2	34	163	702	2050	60	0.46	0.09	0.96	1.27	0.00	1.27
		3	23	285	479	2050	60	0.27	0.04	0.39	0.51	0.00	0.51
B		1	63	43	237	2050	10	30.68	3.89	23.61	28.68	7.45	36.13
		2	92	-3	364	2150	10	65.31	9.56	56.55	93.76	17.16	110.92
		3	90	0	339	2100	10	58.53	8.29	47.79	78.27	15.06	93.32
		4	69	30	261	2050	10	33.55	4.61	25.89	34.54	3.44	37.98
Bc		1	51	76	682	2050	38	6.32	4.79	20.74	17.00	5.95	22.95
		2	73	23	969	2050	38	8.20	12.77	55.86	31.33	10.51	41.84
		3	40	124	536	2050	38	1.92	7.86	34.76	4.05	0.99	5.04
Bcf		1	67	35	1508	2263	60	1.58	0.66	6.08	9.42	0.00	9.42
		2	30	199	682	2263	60	0.34	0.06	0.59	0.92	0.00	0.92
		3	43	110	969	2263	60	0.60	0.16	1.48	2.27	0.00	2.27
		4	24	280	536	2263	60	0.25	0.04	0.34	0.52	0.00	0.52
Bf		1	33	170	601	1800	60	0.50	0.08	0.21	1.19	0.00	1.19
		2	33	170	600	1800	60	0.50	0.08	0.21	1.18	0.00	1.18
C		1	86	5	421	2100	13	42.61	8.73	41.42	70.76	6.42	77.18
		2	71	26	367	2200	13	29.88	6.18	29.04	43.26	4.63	47.88
		3	30	203	142	2050	13	20.56	1.96	9.04	11.51	1.47	12.99
Cf		1	21	320	421	1965	60	0.25	0.03	0.12	0.41	0.00	0.41
		2	26	247	509	1965	60	0.32	0.05	0.18	0.64	0.00	0.64
D		1	57	58	253	2050	12	26.33	3.82	39.90	26.27	7.34	33.61
		2	73	23	293	1850	12	33.71	4.95	51.76	38.96	9.45	48.40
		3	79	14	340	2250	12	37.72	6.30	68.47	50.58	11.81	62.39
Dc		1	52	73	709	2100	38	7.08	6.05	68.62	19.80	11.45	31.24
		2	54	66	739	2100	38	5.44	5.09	60.02	15.85	9.43	25.28
		3	19	374	259	2100	38	3.16	2.34	28.78	3.22	3.16	6.38
		4	30	205	403	2100	38	4.45	2.55	32.76	7.07	4.96	12.03
Dcf		1	51	76	1046	2050	60	0.91	0.27	2.31	3.77	0.00	3.77
		2	57	59	1192	2100	60	1.12	0.37	3.24	5.28	0.00	5.28
		3	35	156	739	2100	60	0.47	0.10	0.80	1.36	0.00	1.36
		4	12	630	259	2100	60	0.12	0.01	0.07	0.12	0.00	0.12
		5	19	369	403	2100	60	0.20	0.02	0.20	0.32	0.00	0.32
Df		1	29	213	546	1900	60	0.38	0.06	0.17	0.82	0.00	0.82
		2	15	496	340	2250	60	0.14	0.01	0.04	0.19	0.00	0.19
Dxp		1	73	23	1046	2050	41	4.11	2.29	28.19	16.95	4.25	21.20
		2	34	167	483	2050	41	0.71	0.15	1.79	1.36	0.28	1.64
Ec		1	39	132	500	2150	35	6.63	4.78	54.87	13.08	6.76	19.84
		2	35	154	482	2263	35	8.29	5.75	68.27	15.76	9.98	25.74
		3	38	136	518	2263	35	4.60	4.89	60.07	9.41	6.41	15.81
		4	20	352	269	2250	35	13.42	4.72	59.07	14.24	8.33	22.57
Ecf		1	39	130	800	2100	60	0.86	4.82	60.28	2.72	1.53	4.24
		2	43	110	901	2100	60	0.64	0.16	2.00	2.29	0.00	2.29
		3	21	323	482	2263	60	0.22	0.03	0.35	0.41	0.00	0.41
		4	35	155	813	2300	60	0.43	0.10	1.10	1.37	0.00	1.37

16:30-17:30	Ef	1	40	124	763	1900	60	0.64	0.13	0.61	1.91	0.00	1.91
		2	28	218	538	1900	60	0.37	0.06	0.25	0.79	0.00	0.79
	Exp	1	57	58	800	2050	40	4.01	5.44	60.39	12.65	5.56	18.21
		2	29	214	401	2050	40	0.52	0.06	0.61	0.81	0.00	0.81
	F	1	43	111	164	2100	10	25.17	2.52	17.02	16.28	4.68	20.96
		2	66	36	255	2100	10	31.78	4.25	28.50	31.96	8.14	40.10
		3	85	5	329	2100	10	48.45	7.15	47.12	62.88	13.21	76.09
	Fc	1	36	147	564	2263	40	1.13	1.77	5.57	2.51	1.14	3.65
		2	40	123	609	2263	40	1.59	3.50	11.09	3.81	2.24	6.05
		3	50	82	760	2263	40	5.45	13.09	41.74	16.33	8.76	25.08
	Ff	1	22	308	419	1900	60	0.27	0.03	0.07	0.44	0.00	0.44
		2	17	420	329	1900	60	0.20	0.02	0.04	0.26	0.00	0.26
	G	1	65	38	297	2050	13	43.16	5.75	21.16	50.56	5.74	56.30
		2	58	54	267	2050	13	45.76	5.24	19.75	48.19	9.87	58.05
	Gf	1	14	530	293	2050	60	0.15	2.33	34.52	0.18	0.05	0.22
		2	12	652	245	2050	60	0.15	2.34	35.06	0.15	0.13	0.28
	xA	1	29	212	638	2263	60	0.42	2.38	5.95	1.05	1.26	2.31
		2	29	207	663	2263	60	0.33	0.06	0.15	0.86	0.00	0.86
	xB	1	0	Unrestricted	1508	Unrestricted	60	0.00	0.00	0.00	0.00	0.00	0.00
	xC	1	88	2	644	1900	60	25.87	12.27	61.04	65.71	15.71	81.43
		2	77	16	599	1900	60	14.71	8.28	41.04	34.75	13.91	48.66
	xD	1	0	Unrestricted	1046	Unrestricted	60	0.00	0.00	0.00	0.00	0.00	0.00
		2	0	Unrestricted	483	Unrestricted	60	0.00	0.00	0.00	0.00	0.00	0.00
	xE	1	0	Unrestricted	800	Unrestricted	60	0.00	0.00	0.00	0.00	0.00	0.00
		2	0	Unrestricted	401	Unrestricted	60	0.00	0.00	0.00	0.00	0.00	0.00
	xF	1	0	Unrestricted	599	Unrestricted	60	0.00	0.00	0.00	0.00	0.00	0.00
	Cc1	1	60	49	679	2050	32	13.85	10.77	64.63	37.10	19.54	56.64
	E1	1	53	70	272	2050	14	23.41	3.85	27.67	25.11	7.40	32.52
		2	89	1	491	2200	14	45.66	10.45	75.08	88.44	19.05	107.49
	Gf1	1	4	2194	26	663	60	4.18	0.37	4.34	0.43	0.57	1.00
	Cc2	2	82	9	967	2150	33	18.12	14.94	93.81	69.11	27.68	96.78
		3	49	84	567	2050	33	10.53	9.06	58.36	23.54	13.00	36.54
		4	75	20	914	2150	33	14.46	13.74	88.81	52.13	25.00	77.12
		5	22	301	261	2050	33	13.35	5.87	38.08	13.74	6.08	19.83
	E2	3	56	62	293	2150	14	23.98	4.17	45.04	27.71	8.03	35.74
		4	48	88	245	2050	14	22.37	3.42	36.16	21.62	6.57	28.19
	TC5	2	40	125	604	2263	38	3.64	2.42	60.34	8.67	1.82	10.49
		3	44	105	663	2263	38	1.26	0.51	12.62	3.29	0.38	3.67
		4	0	-100	0	0	0	0.00	0.00	0.00	0.00	0.00	0.00
	TC9	1	79	15	1059	1925	39	10.83	11.70	73.39	45.24	8.11	53.35
		2	51	77	700	1966	39	5.54	5.01	31.27	15.31	3.69	19.00
		3	28	216	388	1947	39	3.91	2.21	13.72	5.98	1.66	7.64
	TC35	1	3	3253	34	1900	38	2.40	0.12	2.88	0.32	0.09	0.41
	TC36	1	11	690	205	1800	60	0.13	0.01	0.17	0.10	0.00	0.10
	TC37	1	3	3350	37	1850	45	1.78	0.14	1.87	0.26	0.30	0.56
	TC38	1	8	1025	37	462	60	0.94	2.42	65.24	0.14	0.26	0.39
	TC39	2	27	237	604	2263	60	0.29	0.05	0.79	0.69	0.00	0.69
		3	29	207	663	2263	60	0.33	0.06	1.05	0.86	0.00	0.86
	TC40	2	0	Unrestricted	641	Unrestricted	60	0.00	0.00	0.00	0.00	0.00	0.00
		3	0	Unrestricted	663	Unrestricted	60	0.00	0.00	0.00	0.00	0.00	0.00
TC41	1	45	98	168	1850	11	25.15	2.61	27.53	16.67	5.09	21.76	
TC42	1	0	-100	0	0	0	0.00	0.00	0.00	0.00	0.00	0.00	
TC43	1	0	Unrestricted	0	1800	60	0.00	0.00	0.00	0.00	0.00	0.00	
47	1	96	-6	1243	1300	60	23.01	7.95	34.19	112.83	0.00	112.83	
48	1	47	90	930	1965	60	0.82	0.21	2.22	3.02	0.00	3.02	
49	1	56	61	1059	1900	60	1.19	0.35	7.67	4.97	0.00	4.97	
	2	57	57	1088	1900	60	1.27	0.38	8.39	5.43	0.00	5.43	
50	1	63	42	1201	1900	60	1.62	0.54	6.46	7.69	0.00	7.69	

51	1	39	129	748	1900	60	0.61	0.13	1.96	1.81	0.00	1.81
----	---	----	-----	-----	------	----	------	------	------	------	------	------

**Traffic Stream Results: Flows and signals**

Time Segment	Arm	Traffic Stream	Calculated flow entering (PCU/hr)	Calculated flow out (PCU/hr)	Flow discrepancy (PCU/hr)	Adjusted flow warning	Calculated sat flow (PCU/hr)	Calculated capacity (PCU/hr)	Degree of saturation (%)	DOS Threshold exceeded	Practical reserve capacity (%)	Mean modulus of error	Actual green (s (per cycle))
A		1	789	789	0		2050	991	80		13	0.50	28
		2	345	345	-1		2050	991	35		158	0.54	28
		3	702	702	1		2050	991	71		27	0.60	28
		4	479	479	-1		2050	991	48		86	0.62	28
Ac		1	719	719	-1		2263	867	83		9	1.28	22
		2	250	250	1		2263	751	33		170	1.63	22
		3	411	411	0		2263	867	47		90	1.24	22
Acf		1	969	969	0		2263	2263	43		110	1.03	60
		2	411	411	0		2263	2263	18		396	1.24	60
Af		1	1134	1134	-1		2050	2050	55		63	0.51	60
		2	702	702	1		2050	2050	34		163	0.60	60
		3	479	479	-1		2050	2050	23		285	0.62	60
B		1	237	237	0		2050	376	63		43	0.00	10
		2	364	364	0		2150	394	92	✓	-3	0.00	10
		3	339	339	0		2100	378	90		0	0.00	10
		4	261	261	-1		2050	376	69		30	0.00	10
Bc		1	682	682	0		2050	1333	51		76	0.89	38
		2	969	969	1		2050	1325	73		23	0.71	38
		3	536	536	-1		2050	1332	40		124	0.99	38
Bcf		1	1508	1508	-1		2263	2263	67		35	0.48	60
		2	682	682	0		2263	2263	30		199	0.89	60
		3	969	969	1		2263	2263	43		110	0.71	60
		4	536	536	-1		2263	2263	24		280	0.99	60
Bf		1	601	601	0		1800	1800	33		170	0.00	60
		2	600	600	-1		1800	1800	33		170	0.00	60
C		1	421	421	0		2100	490	86		5	0.00	13
		2	367	367	0		2200	513	71		26	0.00	13
		3	142	142	0		2050	478	30		203	0.00	13
Cf		1	421	421	0		1965	1965	21		320	0.00	60
		2	509	509	0		1965	1965	26		247	0.00	60
D		1	253	253	0		2050	444	57		58	0.00	12
		2	293	293	0		1850	401	73		23	0.00	12
		3	340	340	0		2250	429	79		14	0.00	12
Dc		1	709	709	-1		2100	1365	52		73	0.77	38
		2	739	739	-1		2100	1365	54		66	0.95	38
		3	259	259	0		2100	1365	19		374	1.23	38
		4	403	403	-1		2100	1365	30		205	1.48	38
Dcf		1	1046	1046	1		2050	2050	51		76	0.88	60
		2	1192	1192	0		2100	2100	57		59	0.68	60
		3	739	739	-1		2100	2100	35		156	0.95	60
		4	259	259	0		2100	2100	12		630	1.23	60
		5	403	403	-1		2100	2100	19		369	1.48	60
Df		1	546	546	0		1900	1900	29		213	0.00	60
		2	340	340	0		2250	2250	15		496	0.00	60
Dxp		1	1046	1046	1		2050	1435	73		23	0.83	41
		2	483	483	0		2050	1435	34		167	0.99	41
Ec		1	500	500	0		2150	1290	39		132	1.03	35
		2	482	482	0		2263	1358	35		154	1.18	35
		3	518	518	-1		2263	1358	38		136	1.23	35
		4	269	269	-1		2250	1350	20		352	1.43	35
		1	800	800	-1		2100	2045	39		130	0.75	60

16:30-17:30	Ecf	2	901	901	-1		2100	2100	43		110	0.83	60
		3	482	482	0		2263	2263	21		323	1.18	60
		4	813	813	-1		2300	2300	35		155	1.20	60
	Ef	1	763	763	0		1900	1900	40		124	0.00	60
		2	538	538	0		1900	1900	28		218	0.00	60
	Exp	1	800	800	-1		2050	1401	57		58	0.75	40
		2	401	401	-1		2050	1401	29		214	1.15	40
	F	1	164	164	0		2100	385	43		111	0.00	10
		2	255	255	1		2100	385	66		36	0.00	10
		3	329	329	0		2100	385	85		5	0.00	10
	Fc	1	564	564	0		2263	1546	36		147	1.07	40
		2	609	609	-1		2263	1508	40		123	1.23	40
		3	760	760	-1		2263	1535	50		82	1.26	40
	Ff	1	419	419	1		1900	1900	22		308	0.00	60
		2	329	329	0		1900	1900	17		420	0.00	60
	G	1	297	297	0		2050	456	65		38	1.50	13
		2	267	267	0		2050	458	58		54	1.50	13
	Gf	1	293	293	0		2050	2050	14		530	1.50	60
		2	245	245	0		2050	2048	12		652	1.50	60
	xA	1	638	638	0		2263	2212	29		212	1.05	60
		2	663	663	0		2263	2263	29		207	1.27	60
	xB	1	1508	1508	-1		Unrestricted	Unrestricted	0		Unrestricted	0.35	60
	xC	1	644	644	0		1900	731	88		2	0.96	60
		2	599	599	0		1900	775	77		16	0.99	60
	xD	1	1046	1046	1		Unrestricted	Unrestricted	0		Unrestricted	0.77	60
		2	483	483	0		Unrestricted	Unrestricted	0		Unrestricted	0.88	60
	xE	1	800	800	-1		Unrestricted	Unrestricted	0		Unrestricted	0.77	60
		2	401	401	-1		Unrestricted	Unrestricted	0		Unrestricted	0.97	60
	xF	1	599	599	0		Unrestricted	Unrestricted	0		Unrestricted	0.66	60
	Cc1	1	679	679	0		2050	1128	60		49	0.93	32
	E1	1	272	272	0		2050	513	53		70	0.00	14
		2	491	491	0		2200	550	89		1	0.00	14
	Gf1	1	26	26	0		663	663	4		2194	1.50	60
	Cc2	2	967	967	1		2150	1173	82		9	0.63	33
		3	567	567	-1		2050	1162	49		84	1.09	33
		4	914	914	0		2150	1218	75		20	0.67	33
		5	261	261	-1		2050	1162	22		301	1.63	33
	E2	3	293	293	0		2150	526	56		62	0.00	14
		4	245	245	0		2050	513	48		88	0.00	14
	TC5	2	604	604	0		2263	1509	40		125	1.02	38
		3	663	663	0		2263	1509	44		105	1.27	38
		4	0	0	0		0	0	0		-100	0.00	0
	TC9	1	1059	1059	-1		1925	1348	79		15	0.00	39
		2	700	700	0		1966	1376	51		77	0.00	39
		3	388	388	0		1947	1363	28		216	0.00	39
	TC35	1	34	34	0		1900	1267	3		3253	0.86	38
	TC36	1	205	205	0		1800	1800	11		690	0.00	60
	TC37	1	37	37	0		1850	1418	3		3350	0.00	45
TC38	1	37	37	0		462	462	8		1025	0.47	60	
TC39	2	604	604	0		2263	2263	27		237	1.14	60	
	3	663	663	0		2263	2263	29		207	1.30	60	
TC40	2	641	641	0		Unrestricted	Unrestricted	0		Unrestricted	0.92	60	
	3	663	663	0		Unrestricted	Unrestricted	0		Unrestricted	1.13	60	
TC41	1	168	168	0		1850	370	45		98	0.00	11	
TC42	1	0	0	0		0	0	0		-100	0.00	0	
TC43	1	0	0	0		1800	1800	0		Unrestricted	0.00	60	
47	1	1243	1243	0		1300	1300	96	✓	-6	0.09	60	
48	1	930	930	0		1965	1965	47		90	0.00	60	

49	1	1059	1059	-1		1900	1900	56		61	0.00	60
	2	1088	1088	0		1900	1900	57		57	0.00	60
50	1	1201	1201	-1		1900	1900	63		42	0.00	60
51	1	748	748	1		1900	1900	39		129	0.00	60

**Traffic Stream Results: Stops and delays**

Time Segment	Arm	Traffic Stream	Mean Cruise Time per Veh (s)	Mean Delay per Veh (s)	Total delay (PCU-hr/hr)	Weighted cost of delay (£ per hr)	Mean stops per Veh (%)	Total stops (Stops per hr)	Weighted cost of stops (£ per hr)
A		1	5.59	15.32	3.36	47.67	55.04	434.29	13.94
		2	5.77	7.06	0.68	9.61	26.68	92.05	2.95
		3	5.90	12.40	2.42	34.33	58.67	411.84	13.22
		4	6.03	10.91	1.45	20.61	61.08	292.59	9.39
Ac		1	7.19	27.74	5.54	78.68	68.54	492.80	15.82
		2	9.50	3.36	0.23	3.31	37.01	92.53	1.58
		3	6.60	5.39	0.61	8.73	47.31	194.46	6.24
Acf		1	5.22	0.60	0.16	2.27	0.00	0.00	0.00
		2	7.24	0.18	0.02	0.29	0.00	0.00	0.00
Af		1	6.42	1.08	0.34	4.85	0.00	0.00	0.00
		2	6.38	0.46	0.09	1.27	0.00	0.00	0.00
		3	6.36	0.27	0.04	0.51	0.00	0.00	0.00
B		1	7.10	30.68	2.02	28.68	97.96	232.16	7.45
		2	7.29	65.31	6.60	93.76	146.84	534.51	17.16
		3	7.48	58.53	5.51	78.27	138.38	469.11	15.06
		4	12.29	33.55	2.43	34.54	105.27	274.74	3.44
Bc		1	11.96	6.32	1.20	17.00	39.15	267.01	5.95
		2	11.83	8.20	2.21	31.33	48.65	471.46	10.51
		3	11.71	1.92	0.29	4.05	8.28	44.40	0.99
Bcf		1	4.35	1.58	0.66	9.42	0.00	0.00	0.00
		2	5.35	0.34	0.06	0.92	0.00	0.00	0.00
		3	5.87	0.60	0.16	2.27	0.00	0.00	0.00
		4	6.31	0.25	0.04	0.52	0.00	0.00	0.00
Bf		1	27.34	0.50	0.08	1.19	0.00	0.00	0.00
		2	27.41	0.50	0.08	1.18	0.00	0.00	0.00
C		1	14.54	42.61	4.98	70.76	121.55	511.74	6.42
		2	14.68	29.88	3.05	43.26	100.51	368.87	4.63
		3	14.92	20.56	0.81	11.51	82.62	117.33	1.47
Cf		1	17.35	0.25	0.03	0.41	0.00	0.00	0.00
		2	17.50	0.32	0.05	0.64	0.00	0.00	0.00
D		1	4.13	26.33	1.85	26.27	90.32	228.51	7.34
		2	4.13	33.71	2.74	38.96	100.44	294.30	9.45
		3	3.97	37.72	3.56	50.58	108.18	367.80	11.81
Dc		1	3.80	7.08	1.39	19.80	50.29	356.58	11.45
		2	3.65	5.44	1.12	15.85	39.77	293.87	9.43
		3	3.51	3.16	0.23	3.22	37.99	98.40	3.16
		4	3.36	4.45	0.50	7.07	38.33	154.48	4.96
Dcf		1	4.95	0.91	0.27	3.77	0.00	0.00	0.00
		2	4.94	1.12	0.37	5.28	0.00	0.00	0.00
		3	5.41	0.47	0.10	1.36	0.00	0.00	0.00
		4	6.82	0.12	0.01	0.12	0.00	0.00	0.00
		5	5.02	0.20	0.02	0.32	0.00	0.00	0.00
Df		1	24.00	0.38	0.06	0.82	0.00	0.00	0.00
		2	24.00	0.14	0.01	0.19	0.00	0.00	0.00
Dxp		1	3.50	4.11	1.19	16.95	12.67	132.55	4.25
		2	3.65	0.71	0.10	1.36	1.82	8.81	0.28
Ec		1	3.76	6.63	0.92	13.08	42.09	210.47	6.76
		2	3.63	8.29	1.11	15.76	64.51	310.93	9.98
		3	3.51	4.60	0.66	9.41	38.54	199.62	6.41
		4	3.44	13.42	1.00	14.24	96.48	259.54	8.33

16:30-17:30	Ecf	1	3.45	0.86	0.19	2.72	5.94	47.55	1.53
		2	3.48	0.64	0.16	2.29	0.00	0.00	0.00
		3	3.52	0.22	0.03	0.41	0.00	0.00	0.00
		4	3.97	0.43	0.10	1.37	0.00	0.00	0.00
	Ef	1	15.31	0.64	0.13	1.91	0.00	0.00	0.00
		2	15.31	0.37	0.06	0.79	0.00	0.00	0.00
	Exp	1	3.89	4.01	0.89	12.65	21.66	173.25	5.56
		2	4.03	0.52	0.06	0.81	0.00	0.00	0.00
	F	1	6.38	25.17	1.15	16.28	88.87	145.75	4.68
		2	6.43	31.78	2.25	31.96	99.44	253.56	8.14
		3	6.54	48.45	4.43	62.88	125.09	411.54	13.21
	Fc	1	19.10	1.13	0.18	2.51	12.17	68.64	1.14
		2	18.92	1.59	0.27	3.81	22.11	134.67	2.24
		3	19.67	5.45	1.15	16.33	75.51	573.90	8.76
	Ff	1	33.09	0.27	0.03	0.44	0.00	0.00	0.00
		2	33.05	0.20	0.02	0.26	0.00	0.00	0.00
	G	1	16.06	43.16	3.56	50.56	113.26	336.39	5.74
		2	11.45	45.76	3.39	48.19	115.11	307.35	9.87
	Gf	1	2.92	0.15	0.01	0.18	0.48	1.42	0.05
		2	2.88	0.15	0.01	0.15	1.62	3.98	0.13
	xA	1	17.22	0.42	0.07	1.05	6.15	39.26	1.26
		2	17.25	0.33	0.06	0.86	0.00	0.00	0.00
	xB	1	5.79	0.00	0.00	0.00	0.00	0.00	0.00
	xC	1	8.67	25.87	4.63	65.71	76.02	489.55	15.71
		2	8.70	14.71	2.45	34.75	72.33	433.28	13.91
	xD	1	9.13	0.00	0.00	0.00	0.00	0.00	0.00
		2	9.21	0.00	0.00	0.00	0.00	0.00	0.00
	xE	1	13.04	0.00	0.00	0.00	0.00	0.00	0.00
		2	13.04	0.00	0.00	0.00	0.00	0.00	0.00
	xF	1	12.19	0.00	0.00	0.00	0.00	0.00	0.00
	Cc1	1	6.55	13.85	2.61	37.10	73.16	496.78	19.54
	E1	1	6.00	23.41	1.77	25.11	84.80	230.64	7.40
		2	6.00	45.66	6.23	88.44	120.88	593.50	19.05
	Gf1	1	3.69	4.18	0.03	0.43	67.95	17.67	0.57
	Cc2	2	6.68	18.12	4.87	69.11	80.18	775.36	27.68
		3	7.19	10.53	1.66	23.54	77.30	438.32	13.00
		4	6.60	14.46	3.67	52.13	78.71	719.38	25.00
		5	7.98	13.35	0.97	13.74	104.55	272.88	6.08
	E2	3	4.00	23.98	1.95	27.71	85.33	250.02	8.03
		4	4.07	22.37	1.52	21.62	83.59	204.78	6.57
	TC5	2	2.76	3.64	0.61	8.67	24.00	144.98	1.82
		3	2.76	1.26	0.23	3.29	4.57	30.28	0.38
		4	0.00	0.00	0.00	0.00	0.00	0.00	0.00
	TC9	1	11.00	10.83	3.19	45.24	61.04	646.41	8.11
		2	11.05	5.54	1.08	15.31	42.02	294.15	3.69
		3	11.12	3.91	0.42	5.98	34.20	132.69	1.66
	TC35	1	2.90	2.40	0.02	0.32	21.39	7.27	0.09
TC36	1	3.03	0.13	0.01	0.10	0.00	0.00	0.00	
TC37	1	3.19	1.78	0.02	0.26	23.39	8.65	0.30	
TC38	1	1.53	0.94	0.01	0.14	20.02	7.41	0.26	
TC39	2	2.54	0.29	0.05	0.69	0.00	0.00	0.00	
	3	2.40	0.33	0.06	0.86	0.00	0.00	0.00	
TC40	2	4.23	0.00	0.00	0.00	0.00	0.00	0.00	
	3	4.02	0.00	0.00	0.00	0.00	0.00	0.00	
TC41	1	3.93	25.15	1.17	16.67	87.01	146.18	5.09	
TC42	1	0.00	0.00	0.00	0.00	0.00	0.00	0.00	
TC43	1	0.00	0.00	0.00	0.00	0.00	0.00	0.00	
47	1	16.04	23.01	7.95	112.83	0.00	0.00	0.00	

	48	1	6.61	0.82	0.21	3.02	0.00	0.00	0.00
	49	1	3.15	1.19	0.35	4.97	0.00	0.00	0.00
		2	3.15	1.27	0.38	5.43	0.00	0.00	0.00
	50	1	5.78	1.62	0.54	7.69	0.00	0.00	0.00
	51	1	4.50	0.61	0.13	1.81	0.00	0.00	0.00

**Traffic Stream Results: Queues and blocking**

Time Segment	Arm	Traffic Stream	Initial queue (PCU)	Mean max queue (PCU)	Max queue storage (PCU)	Utilised storage (%)	Excess queue penalty (£ per hr)	Wasted time total (s (per cycle))	Estimated blocking
	A	1	0.00	8.82	12.96	68.08	0.00	0.00	
		2	0.00	2.41	13.37	18.04	0.00	0.00	
		3	0.00	10.37	13.67	75.81	0.00	0.00	
		4	0.00	7.21	13.97	51.60	0.00	0.00	
	Ac	1	0.00	11.22	16.66	67.34	0.00	2.00	
		2	0.00	3.66	16.06	22.77	0.00	16.08	
		3	0.00	7.28	15.30	47.61	0.00	3.00	
	Acf	1	0.00	0.16	12.10	1.32	0.00	28.00	
		2	0.00	0.02	12.25	0.16	0.00	35.00	
	Af	1	0.00	0.34	9.31	3.67	0.00	6.00	
		2	0.00	0.09	9.25	0.96	0.00	18.00	
		3	0.00	0.04	9.22	0.39	0.00	6.00	
	B	1	0.00	3.89	16.46	23.61	0.00	0.00	
		2	0.00	9.56	16.90	56.55	0.00	0.00	
		3	0.00	8.29	17.34	47.79	0.00	0.21	
		4	0.00	4.61	17.81	25.89	0.00	0.00	
	Bc	1	0.00	4.79	23.10	20.74	0.00	4.00	
		2	0.00	12.77	22.87	55.86	0.00	4.22	
		3	0.00	7.86	22.63	34.76	0.00	4.00	
	Bcf	1	0.00	0.66	10.90	6.08	0.00	10.00	
		2	0.00	0.06	10.98	0.59	0.00	21.00	
		3	0.00	0.16	10.84	1.48	0.00	11.00	
		4	0.00	0.04	10.83	0.34	0.00	21.00	
	Bf	1	0.00	0.08	39.62	0.21	0.00	0.00	
		2	0.00	0.08	39.73	0.21	0.00	0.00	
	C	1	0.00	8.73	21.07	41.42	0.00	0.00	
		2	0.00	6.18	21.28	29.04	0.00	0.00	
		3	0.00	1.96	21.63	9.04	0.00	0.00	
	Cf	1	0.00	0.03	25.15	0.12	0.00	0.00	
		2	0.00	0.05	25.37	0.18	0.00	0.00	
	D	1	0.00	3.82	9.57	39.90	0.00	0.00	
		2	0.00	4.95	9.57	51.76	0.00	0.00	
		3	0.00	6.30	9.20	68.47	0.00	1.55	
	Dc	1	0.00	6.05	8.81	68.62	0.00	1.00	
		2	0.00	5.09	8.47	60.02	0.00	0.00	
		3	0.00	2.34	8.14	28.78	0.00	25.00	
		4	0.00	2.55	7.80	32.76	0.00	26.00	
	Dcf	1	0.00	0.27	11.47	2.31	0.00	16.00	
		2	0.00	0.37	11.46	3.24	0.00	15.00	
		3	0.00	0.10	11.93	0.80	0.00	14.00	
		4	0.00	0.01	11.60	0.07	0.00	35.00	
		5	0.00	0.02	11.64	0.20	0.00	38.00	
	Df	1	0.00	0.06	34.78	0.17	0.00	0.00	
		2	0.00	0.01	34.78	0.04	0.00	0.00	
	Dxp	1	0.00	2.29	8.11	28.19	0.00	6.00	
		2	0.00	0.15	8.46	1.79	0.00	9.00	
	Ec	1	0.00	4.78	8.71	54.87	0.00	0.00	
		2	0.00	5.75	8.42	68.27	0.00	16.00	
3		0.00	4.89	8.13	60.07	0.00	21.00		

16:30-17:30		4	0.00	4.72	7.99	59.07	0.00	28.00	
	Ecf	1	0.00	4.82	7.99	60.28	0.00	10.57	
		2	0.00	0.16	8.06	2.00	0.00	8.00	
		3	0.00	0.03	8.16	0.35	0.00	33.00	
		4	0.00	0.10	8.76	1.10	0.00	34.00	
	Ef	1	0.00	0.13	22.18	0.61	0.00	0.00	
		2	0.00	0.06	22.18	0.25	0.00	0.00	
	Exp	1	0.00	5.44	9.01	60.39	0.00	2.00	
		2	0.00	0.06	9.34	0.61	0.00	17.00	
	F	1	0.00	2.52	14.80	17.02	0.00	0.00	
		2	0.00	4.25	14.91	28.50	0.00	0.00	
		3	0.00	7.15	15.17	47.12	0.00	0.00	
	Fc	1	0.00	1.77	31.86	5.57	0.00	12.00	
		2	0.00	3.50	31.56	11.09	0.00	18.03	
		3	0.00	13.09	31.35	41.74	0.00	20.30	
	Ff	1	0.00	0.03	47.95	0.07	0.00	0.00	
		2	0.00	0.02	47.89	0.04	0.00	0.00	
	G	1	0.00	5.75	27.16	21.16	0.00	4.66	
		2	0.00	5.24	26.54	19.75	0.00	5.59	
	Gf	1	0.00	2.33	6.76	34.52	0.00	45.01	
		2	0.00	2.34	6.69	35.06	0.00	45.07	
	xA	1	0.00	2.38	39.94	5.95	0.00	21.35	
		2	0.00	0.06	39.99	0.15	0.00	28.00	
	xB	1	0.00	0.00	13.42	0.00	0.00	0.00	
	xC	1	0.00	12.27	20.10	61.04	0.00	38.92	
		2	0.00	8.28	20.17	41.04	0.00	39.53	
	xD	1	0.00	0.00	21.17	0.00	0.00	16.00	
		2	0.00	0.00	21.35	0.00	0.00	22.00	
	xE	1	0.00	0.00	30.24	0.00	0.00	15.00	
		2	0.00	0.00	30.23	0.00	0.00	21.00	
	xF	1	0.00	0.00	28.27	0.00	0.00	2.00	
	Cc1	1	0.00	10.77	16.67	64.63	0.00	4.00	
	E1	1	0.00	3.85	13.91	27.67	0.00	0.00	
		2	0.00	10.45	13.91	75.08	0.00	0.00	
	Gf1	1	0.00	0.37	8.57	4.34	0.00	46.00	
	Cc2	2	0.00	14.94	15.93	93.81	0.00	5.26	
		3	0.00	9.06	15.52	58.36	0.00	2.00	
		4	0.00	13.74	15.47	88.81	0.00	3.02	
		5	0.00	5.87	15.42	38.08	0.00	26.00	
	E2	3	0.00	4.17	9.27	45.04	0.00	0.33	
		4	0.00	3.42	9.45	36.16	0.00	0.00	
	TC5	2	0.00	2.42	4.01	60.34	0.00	9.00	
		3	0.00	0.51	4.00	12.62	0.00	11.00	
		4	0.00	0.00	4.25	0.00	0.00	0.00	
	TC9	1	0.00	11.70	15.95	73.39	0.00	0.00	
		2	0.00	5.01	16.02	31.27	0.00	0.00	
		3	0.00	2.21	16.12	13.72	0.00	0.00	
TC35	1	0.00	0.12	4.20	2.88	0.00	28.00		
TC36	1	0.00	0.01	4.39	0.17	0.00	0.00		
TC37	1	0.00	0.14	7.71	1.87	0.00	45.00		
TC38	1	0.00	2.42	3.71	65.24	0.00	44.00		
TC39	2	0.00	0.05	6.13	0.79	0.00	29.00		
	3	0.00	0.06	5.79	1.05	0.00	31.00		
TC40	2	0.00	0.00	10.22	0.00	0.00	20.00		
	3	0.00	0.00	9.71	0.00	0.00	28.00		
TC41	1	0.00	2.61	9.50	27.53	0.00	0.00		
TC42	1	0.00	0.00	4.06	0.00	0.00	0.00		
TC43	1	0.00	0.00	9.00	0.00	0.00	60.00		

47	1	0.00	7.95	23.24	34.19	0.00	2.00	
48	1	0.00	0.21	9.59	2.22	0.00	0.00	
49	1	0.00	0.35	4.56	7.67	0.00	0.00	
	2	0.00	0.38	4.56	8.39	0.00	0.00	
50	1	0.00	0.54	8.37	6.46	0.00	0.00	
51	1	0.00	0.13	6.52	1.96	0.00	0.00	

**Traffic Stream Results: Advanced**

Time Segment	Arm	Traffic Stream	Degree of saturation penalty (£ per hr)	Ped gap accepting penalty (£ per hr)	Warmed up	Mean Max Queue EoTS (PCU)	Max End of Green Queue EoTS (PCU)	Max End of Red Queue EoTS (PCU)	PCU Factor	Cost of traffic penalties (£ per hr)	Performance Index (£ per hr)
A	A	1	0.00	0.00	✓	8.84	1.54	5.69	1.00	0.00	61.61
		2	0.00	0.00	✓	2.41	0.09	1.53	1.00	0.00	12.57
		3	0.00	0.00	✓	10.37	0.86	4.01	1.00	0.00	47.55
		4	0.00	0.00	✓	7.21	0.23	3.27	1.00	0.00	30.00
	Ac	1	0.00	0.00	✓	11.25	1.97	7.89	1.00	0.00	94.50
		2	0.00	0.00	✓	3.66	0.08	0.65	1.00	0.00	4.89
		3	0.00	0.00	✓	7.28	0.21	1.98	1.00	0.00	14.97
	Acf	1	0.00	0.00	✓	0.16			1.00	0.00	2.27
		2	0.00	0.00	✓	0.02			1.00	0.00	0.29
	Af	1	0.00	0.00	✓	0.34			1.00	0.00	4.85
		2	0.00	0.00	✓	0.09			1.00	0.00	1.27
		3	0.00	0.00	✓	0.04			1.00	0.00	0.51
	B	1	0.00	0.00	✓	3.89	0.53	3.83	1.00	0.00	36.13
		2	0.00	0.00	✓	10.09	4.70	9.85	1.00	0.00	110.92
		3	0.00	0.00	✓	8.58	3.54	8.33	1.00	0.00	93.32
		4	0.00	0.00	✓	4.62	0.78	4.48	1.00	0.00	37.98
	Bc	1	0.00	0.00	✓	4.79	0.27	3.15	1.00	0.00	22.95
		2	0.00	0.00	✓	12.78	0.99	3.77	1.00	0.00	41.84
		3	0.00	0.00	✓	7.86	0.14	0.60	1.00	0.00	5.04
	Bcf	1	0.00	0.00	✓	0.66			1.00	0.00	9.42
2		0.00	0.00	✓	0.06			1.00	0.00	0.92	
3		0.00	0.00	✓	0.16			1.00	0.00	2.27	
4		0.00	0.00	✓	0.04			1.00	0.00	0.52	
Bf	1	0.00	0.00	✓	0.08			1.00	0.00	1.19	
	2	0.00	0.00	✓	0.08			1.00	0.00	1.18	
C	1	0.00	0.00	✓	8.83	2.50	8.30	1.00	0.00	77.18	
	2	0.00	0.00	✓	6.19	0.89	5.88	1.00	0.00	47.88	
	3	0.00	0.00	✓	1.96	0.06	1.92	1.00	0.00	12.99	
Cf	1	0.00	0.00	✓	0.03			1.00	0.00	0.41	
	2	0.00	0.00	✓	0.05			1.00	0.00	0.64	
D	1	0.00	0.00	✓	3.82	0.38	3.75	1.00	0.00	33.61	
	2	0.00	0.00	✓	4.97	0.98	4.88	1.00	0.00	48.40	
	3	0.00	0.00	✓	6.33	1.47	6.05	1.00	0.00	62.39	
Dc	1	0.00	0.00	✓	6.05	0.28	5.87	1.00	0.00	31.24	
	2	0.00	0.00	✓	5.09	0.32	4.70	1.00	0.00	25.28	
	3	0.00	0.00	✓	2.34	0.02	1.64	1.00	0.00	6.38	
	4	0.00	0.00	✓	2.55	0.06	2.37	1.00	0.00	12.03	
Dcf	1	0.00	0.00	✓	0.27			1.00	0.00	3.77	
	2	0.00	0.00	✓	0.37			1.00	0.00	5.28	
	3	0.00	0.00	✓	0.10			1.00	0.00	1.36	
	4	0.00	0.00	✓	0.01			1.00	0.00	0.12	
	5	0.00	0.00	✓	0.02			1.00	0.00	0.32	
Df	1	0.00	0.00	✓	0.06			1.00	0.00	0.82	
	2	0.00	0.00	✓	0.01			1.00	0.00	0.19	
Dxp	1	0.00	0.00	✓	2.29	0.98	2.28	1.00	0.00	21.20	
	2	0.00	0.00	✓	0.15	0.09	0.15	1.00	0.00	1.64	
		1	0.00	0.00	✓	4.78	0.12	2.96	1.00	0.00	19.84

16:30-17:30	Ec	2	0.00	0.00	✓	5.75	0.10	4.06	1.00	0.00	25.74	
		3	0.00	0.00	✓	4.89	0.12	2.35	1.00	0.00	15.81	
		4	0.00	0.00	✓	4.72	0.02	4.19	1.00	0.00	22.57	
	Ecf	1	0.00	0.00	✓	4.82			1.00	0.00	4.24	
		2	0.00	0.00	✓	0.16			1.00	0.00	2.29	
		3	0.00	0.00	✓	0.03			1.00	0.00	0.41	
	Ecf	4	0.00	0.00	✓	0.10			1.00	0.00	1.37	
		Ef	1	0.00	0.00	✓	0.13			1.00	0.00	1.91
			2	0.00	0.00	✓	0.06			1.00	0.00	0.79
	Exp	1	0.00	0.00	✓	5.44	0.38	1.90	1.00	0.00	18.21	
		2	0.00	0.00	✓	0.06	0.06	0.06	1.00	0.00	0.81	
	F	1	0.00	0.00	✓	2.52	0.16	2.41	1.00	0.00	20.96	
		2	0.00	0.00	✓	4.26	0.64	4.18	1.00	0.00	40.10	
		3	0.00	0.00	✓	7.26	2.37	7.00	1.00	0.00	76.09	
	Fc	1	0.00	0.00	✓	1.77	0.10	1.14	1.00	0.00	3.65	
		2	0.00	0.00	✓	3.50	0.14	1.45	1.00	0.00	6.05	
		3	0.00	0.00	✓	13.09	0.24	5.68	1.00	0.00	25.08	
	Ff	1	0.00	0.00	✓	0.03			1.00	0.00	0.44	
		2	0.00	0.00	✓	0.02			1.00	0.00	0.26	
	G	1	0.00	0.00	✓	5.75	0.60	5.55	1.00	0.00	56.30	
		2	0.00	0.00	✓	5.24	0.40	4.85	1.00	0.00	58.05	
	Gf	1	0.00	0.00	✓	2.33			1.00	0.00	0.22	
		2	0.00	0.00	✓	2.34			1.00	0.00	0.28	
	xA	1	0.00	0.00	✓	2.38			1.00	0.00	2.31	
		2	0.00	0.00	✓	0.06			1.00	0.00	0.86	
	xB	1	0.00	0.00	✓	0.00			1.00	0.00	0.00	
	xC	1	0.00	0.00	✓	12.40			1.00	0.00	81.43	
		2	0.00	0.00	✓	8.29			1.00	0.00	48.66	
	xD	1	0.00	0.00	✓	0.00			1.00	0.00	0.00	
		2	0.00	0.00	✓	0.00			1.00	0.00	0.00	
	xE	1	0.00	0.00	✓	0.00			1.00	0.00	0.00	
		2	0.00	0.00	✓	0.00			1.00	0.00	0.00	
	xF	1	0.00	0.00	✓	0.00			1.00	0.00	0.00	
	Cc1	1	0.00	0.00	✓	10.77	0.45	5.69	1.00	0.00	56.64	
	E1	1	0.00	0.00	✓	3.85	0.30	3.77	1.00	0.00	32.52	
		2	0.00	0.00	✓	10.65	3.46	9.87	1.00	0.00	107.49	
	Gf1	1	0.00	0.00	✓	0.37			1.00	0.00	1.00	
	Cc2	2	0.00	0.00	✓	14.97	1.91	8.71	1.00	0.00	96.78	
		3	0.00	0.00	✓	9.06	0.23	5.85	1.00	0.00	36.54	
		4	0.00	0.00	✓	13.75	1.12	7.65	1.00	0.00	77.12	
		5	0.00	0.00	✓	5.87	0.03	4.37	1.00	0.00	19.83	
	E2	3	0.00	0.00	✓	4.17	0.35	4.09	1.00	0.00	35.74	
		4	0.00	0.00	✓	3.42	0.22	3.35	1.00	0.00	28.19	
	TC5	2	0.00	0.00	✓	2.42	0.13	2.42	1.00	0.00	10.49	
3		0.00	0.00	✓	0.51	0.17	0.51	1.00	0.00	3.67		
4		0.00	0.00	✓	0.00	0.00	0.00	1.00	0.00	0.00		
TC9	1	0.00	0.00	✓	11.72	1.43	7.88	1.00	0.00	53.35		
	2	0.00	0.00	✓	5.01	0.26	4.15	1.00	0.00	19.00		
	3	0.00	0.00	✓	2.21	0.06	2.10	1.00	0.00	7.64		
TC35	1	0.00	0.00	✓	0.12	0.00	0.12	1.00	0.00	0.41		
TC36	1	0.00	0.00	✓	0.01			1.00	0.00	0.10		
TC37	1	0.00	0.00	✓	0.14	0.00	0.14	1.00	0.00	0.56		
TC38	1	0.00	0.00	✓	2.42			1.00	0.00	0.39		
TC39	2	0.00	0.00	✓	0.05			1.00	0.00	0.69		
	3	0.00	0.00	✓	0.06			1.00	0.00	0.86		
TC40	2	0.00	0.00	✓	0.00			1.00	0.00	0.00		
	3	0.00	0.00	✓	0.00			1.00	0.00	0.00		
TC41	1	0.00	0.00	✓	2.62	0.19	2.43	1.00	0.00	21.76		

TC42	1	0.00	0.00	✓	0.00	0.00	0.00	1.00	0.00	0.00
TC43	1	0.00	0.00	✓	0.00			1.00	0.00	0.00
47	1	0.00	0.00	✓	8.89			1.00	0.00	112.83
48	1	0.00	0.00	✓	0.21			1.00	0.00	3.02
49	1	0.00	0.00	✓	0.35			1.00	0.00	4.97
	2	0.00	0.00	✓	0.38			1.00	0.00	5.43
50	1	0.00	0.00	✓	0.54			1.00	0.00	7.69
51	1	0.00	0.00	✓	0.13			1.00	0.00	1.81

## Pedestrian Crossing Results

### Pedestrian Crossings: Pedestrian summary

Time Segment	Crossing	Side	Degree of saturation (%)	Calculated Flow Entering (Ped/hr)	Calculated sat flow (Ped/hr)	Actual green (s per cycle)	Mean Delay Per Ped (s)	Mean max queue (Ped)	Weighted cost of delay (£ per hr)	Performance Index (£ per hr)
16:30-17:30	1	1	0	0	11000	7	0.00	0.00	0.00	0.00
		2	0	0	11000	7	0.00	0.00	0.00	0.00
	2	1	0	0	11000	36	0.00	0.00	0.00	0.00
		2	0	0	11000	36	0.00	0.00	0.00	0.00
	3	1	0	0	11000	8	0.00	0.00	0.00	0.00
		2	0	0	11000	8	0.00	0.00	0.00	0.00
	4	1	0	0	11000	34	0.00	0.00	0.00	0.00
		2	0	0	11000	34	0.00	0.00	0.00	0.00
	5	1	0	0	11000	34	0.00	0.00	0.00	0.00
		2	0	0	11000	34	0.00	0.00	0.00	0.00
	6	1	0	0	0	0	0.00	0.00	0.00	0.00
		2	0	0	0	0	0.00	0.00	0.00	0.00
	7	1	0	0	11000	34	0.00	0.00	0.00	0.00
		2	0	0	11000	34	0.00	0.00	0.00	0.00
	8	1	0	0	11000	34	0.00	0.00	0.00	0.00
		2	0	0	11000	34	0.00	0.00	0.00	0.00
	9	1	0	0	11000	10	0.00	0.00	0.00	0.00
		2	0	0	11000	10	0.00	0.00	0.00	0.00
	10	1	0	0	11000	15	0.00	0.00	0.00	0.00
		2	0	0	11000	15	0.00	0.00	0.00	0.00
	11	1	0	0	11000	30	0.00	0.00	0.00	0.00
		2	0	0	11000	30	0.00	0.00	0.00	0.00
	12	1	0	0	11000	30	0.00	0.00	0.00	0.00
		2	0	0	11000	30	0.00	0.00	0.00	0.00
	13	1	0	0	11000	11	0.00	0.00	0.00	0.00
		2	0	0	11000	11	0.00	0.00	0.00	0.00
	14	1	0	0	11000	39	0.00	0.00	0.00	0.00
		2	0	0	11000	39	0.00	0.00	0.00	0.00
	15	1	0	0	0	0	0.00	0.00	0.00	0.00
		2	0	0	0	0	0.00	0.00	0.00	0.00
	16	1	0	0	11000	9	0.00	0.00	0.00	0.00
		2	0	0	11000	9	0.00	0.00	0.00	0.00
	17	1	0	0	11000	5	0.00	0.00	0.00	0.00
		2	0	0	11000	5	0.00	0.00	0.00	0.00

**Pedestrian Crossings: Flows and signals**

Time Segment	Crossing	Side	Calculated flow entering (Ped/hr)	Calculated flow out (Ped/hr)	Flow discrepancy (Ped/hr)	Adjusted flow warning	Calculated sat flow (Ped/hr)	Calculated capacity (Ped/hr)	Degree of saturation (%)	DOS Threshold exceeded	Practical reserve capacity	Mean modulus of error	Actual green (s (per cycle))
16:30-17:30	1	1	0	0	0		11000	1833	0		Unrestricted	0.00	7
		2	0	0	0		11000	1833	0		Unrestricted	0.00	7
	2	1	0	0	0		11000	7150	0		Unrestricted	0.00	36
		2	0	0	0		11000	7150	0		Unrestricted	0.00	36
	3	1	0	0	0		11000	2017	0		Unrestricted	0.00	8
		2	0	0	0		11000	2017	0		Unrestricted	0.00	8
	4	1	0	0	0		11000	6783	0		Unrestricted	0.00	34
		2	0	0	0		11000	6783	0		Unrestricted	0.00	34
	5	1	0	0	0		11000	6783	0		Unrestricted	0.00	34
		2	0	0	0		11000	6783	0		Unrestricted	0.00	34
	6	1	0	0	0		0	0	0		-100	0.00	0
		2	0	0	0		0	0	0		-100	0.00	0
	7	1	0	0	0		11000	6783	0		Unrestricted	0.00	34
		2	0	0	0		11000	6783	0		Unrestricted	0.00	34
	8	1	0	0	0		11000	6783	0		Unrestricted	0.00	34
		2	0	0	0		11000	6783	0		Unrestricted	0.00	34
	9	1	0	0	0		11000	2383	0		Unrestricted	0.00	10
		2	0	0	0		11000	2383	0		Unrestricted	0.00	10
	10	1	0	0	0		11000	3300	0		Unrestricted	0.00	15
		2	0	0	0		11000	3300	0		Unrestricted	0.00	15
	11	1	0	0	0		11000	6050	0		Unrestricted	0.00	30
		2	0	0	0		11000	6050	0		Unrestricted	0.00	30
	12	1	0	0	0		11000	6050	0		Unrestricted	0.00	30
		2	0	0	0		11000	6050	0		Unrestricted	0.00	30
	13	1	0	0	0		11000	2567	0		Unrestricted	0.00	11
		2	0	0	0		11000	2567	0		Unrestricted	0.00	11
	14	1	0	0	0		11000	7700	0		Unrestricted	0.00	39
		2	0	0	0		11000	7700	0		Unrestricted	0.00	39
	15	1	0	0	0		0	0	0		-100	0.00	0
		2	0	0	0		0	0	0		-100	0.00	0
	16	1	0	0	0		11000	2200	0		Unrestricted	0.00	9
		2	0	0	0		11000	2200	0		Unrestricted	0.00	9
	17	1	0	0	0		11000	1467	0		Unrestricted	0.00	5
		2	0	0	0		11000	1467	0		Unrestricted	0.00	5

**Pedestrian Crossings: Stops and delays**

Time Segment	Crossing	Side	Mean Cruise Time per Ped (s)	Mean Delay per Ped (s)	Total delay (Ped-hr/hr)	Weighted cost of delay (£ per hr)
16:30-17:30	(ALL)	(ALL)	1.00	0.00	0.00	0.00

**Pedestrian Crossings: Queues and blocking**

Time Segment	Crossing	Side	Mean max queue (Ped)	Max queue storage (Ped)	Utilised storage (%)	Excess queue penalty (£ per hr)
16:30-17:30	(ALL)	(ALL)	0.00	10.00	0.00	0.00

**Pedestrian Crossings: Advanced**

Time Segment	Crossing	Side	Degree of saturation penalty (£ per hr)	Ped gap accepting penalty (£ per hr)	Mean Max Queue EoTS (Ped)	Ped Factor	Cost of traffic penalties (£ per hr)	Performance Index (£ per hr)
16:30-17:30	(ALL)	(ALL)	0.00	0.00	0.00	1.00	0.00	0.00

## Network Results

### Run Summary

Analysis set used	Run start time	Run finish time	Modelling start time (HH:mm)	Network Cycle Time (s)	Performance Index (£ per hr)	Total network delay (PCU-hr/hr)	Highest DOS (%)	Item with highest DOS	Number of oversaturated items	Percentage of oversaturated items (%)	Item with worst signalised PRC	Item with worst unsignalised PRC	Item with worst over PR
2	24/06/2021 13:40:40	24/06/2021 13:40:44	16:30	60	2313.39	129.39	95.62	47/1	2	1	TC5/4	47/1	TC5

### Network Results: Vehicle summary

Time Segment	Degree of saturation (%)	Practical reserve capacity (%)	Calculated flow entering (PCU/hr)	Actual green (s per cycle)	Mean Delay per Veh (s)	Weighted cost of delay (£ per hr)	Weighted cost of stops (£ per hr)	Performance Index (£ per hr)
16:30-17:30	96	-100	63213	4784	7.37	1837.34	476.05	2313.39

### Network Results: Pedestrian summary

Time Segment	Degree of saturation (%)	Calculated Flow Entering (Ped/hr)	Actual green (s per cycle)	Mean Delay Per Ped (s)	Weighted cost of delay (£ per hr)	Performance Index (£ per hr)
16:30-17:30	0	0	672	0.00	0.00	0.00

### Network Results: Flows and signals

Time Segment	Calculated flow entering (PCU/hr)	Calculated flow out (PCU/hr)	Flow discrepancy (PCU/hr)	Adjusted flow warning	Degree of saturation (%)	DOS Threshold exceeded	Practical reserve capacity (%)	Actual green (s per cycle)
16:30-17:30	63213	63213	-14		96	✓	-100	5456

### Network Results: Stops and delays

Time Segment	Mean Cruise Time per Veh (s)	Mean Delay per Veh (s)	Total delay (PCU-hr/hr)	Weighted cost of delay (£ per hr)	Mean stops per Veh (%)	Total stops (Stops per hr)	Weighted cost of stops (£ per hr)
16:30-17:30	8.36	7.37	129.39	1837.34	26.98	17055.21	476.05

### Network Results: Queues and blocking

Time Segment	Utilised storage (%)	Excess queue penalty (£ per hr)	Wasted time total (s per cycle)
16:30-17:30	93.81	0.00	1293.71

### Network Results: Advanced

Time Segment	Degree of saturation penalty (£ per hr)	Ped gap accepting penalty (£ per hr)	Warmed up	PCU Factor	Cost of traffic penalties (£ per hr)	Controller stream penalties (£ per hr)	Performance Index (£ per hr)
16:30-17:30	0.00	0.00	✓	1.00	0.00	0.00	2313.39

## Point to Point Journey Time

### Average Journey Time (s) for Local Matrix: 1

		To							
		A28	B28	C28	D28	E28	F28	G28	H28
From	A28	206.4	168.4	139.8	155.6	164.4	183.9	176.3	0.0
	B28	184.0	0.0	114.0	114.3	125.6	138.8	142.7	0.0
	C28	179.4	201.7	0.0	90.3	90.8	124.4	132.8	0.0
	D28	119.1	216.2	190.3	0.0	160.1	101.3	110.1	0.0
	E28	133.7	173.2	194.2	57.5	0.0	90.8	99.0	0.0
	F28	82.7	178.4	121.2	126.0	130.6	0.0	14.8	0.0
	G28	65.8	151.5	109.0	106.3	112.7	136.3	0.0	0.0
	H28	0.0	0.0	0.0	0.0	0.0	0.0	0.0	0.0

### Path Journey Time

Path	From Location	To Location	Normal Calculated Flow (PCU/hr)	Normal journey time (s)	Calculated Total Flow (PCU/hr)	Avg journey time (s)
23	C28	A28	250	179.47	250	179.47

24	C28	C28	0	0.00	0	0.00
25	C28	C28	0	0.00	0	0.00
32	C28	E28	91	90.84	91	90.84
36	C28	E28	0	0.00	0	0.00
41	E28	A28	409	135.39	409	135.39
42	E28	C28	41	196.89	41	196.89
43	E28	C28	0	0.00	0	0.00
44	E28	E28	0	0.00	0	0.00
45	E28	E28	0	0.00	0	0.00
49	C28	D28	162	90.26	162	90.26
50	E28	D28	99	57.54	99	57.54
68	E28	G28	78	99.24	78	99.24
86	F28	D28	40	125.96	40	125.96
91	C28	F28	6	124.44	6	124.44
92	E28	F28	4	90.85	4	90.85
96	A28	C28	71	161.54	71	161.54
97	G28	D28	0	0.00	0	0.00
98	G28	E28	0	0.00	0	0.00
99	C28	B28	22	199.73	22	199.73
100	E28	B28	245	165.84	245	165.84
101	E28	E28	0	0.00	0	0.00
102	A28	C28	189	127.11	189	127.11
103	F28	B28	0	0.00	0	0.00
104	C28	G28	176	132.11	176	132.11
105	D28	H28	0	0.00	0	0.00
106	G28	C28	460	112.56	460	112.56
107	A28	B28	24	162.51	24	162.51
108	B28	G28	125	139.78	125	139.78
109	C28	G28	64	134.44	64	134.44
110	E28	G28	67	98.63	67	98.63
111	B28	G28	19	146.37	19	146.37
112	F28	G28	37	14.83	37	14.83
113	F28	A28	60	82.73	60	82.73
114	C28	H28	0	0.00	0	0.00
115	B28	C28	4	111.10	4	111.10
116	F28	C28	1	135.85	1	135.85
117	H28	H28	0	0.00	0	0.00
118	F28	C28	35	120.02	35	120.02
119	F28	E28	8	134.40	8	134.40
120	F28	E28	8	126.71	8	126.71
121	A28	A28	2	205.71	2	205.71
122	C28	C28	0	0.00	0	0.00
123	C28	C28	0	0.00	0	0.00
124	E28	C28	0	0.00	0	0.00
125	H28	A28	0	0.00	0	0.00
126	D28	C28	0	0.00	0	0.00
127	D28	C28	0	0.00	0	0.00
128	H28	C28	0	0.00	0	0.00
129	F28	C28	1	129.01	1	129.01
130	G28	C28	157	107.00	157	107.00
131	G28	E28	72	121.38	72	121.38
132	H28	C28	0	0.00	0	0.00
133	H28	E28	0	0.00	0	0.00
134	H28	D28	0	0.00	0	0.00
135	H28	E28	0	0.00	0	0.00
136	E28	E28	0	0.00	0	0.00
137	H28	G28	0	0.00	0	0.00
138	H28	G28	0	0.00	0	0.00

139	D28	E28	1	0.00	1	0.00
140	D28	D28	0	0.00	0	0.00
141	D28	E28	1	0.00	1	0.00
142	C28	H28	0	0.00	0	0.00
143	E28	H28	0	0.00	0	0.00
144	H28	D28	0	0.00	0	0.00
145	H28	H28	0	0.00	0	0.00
146	F28	H28	0	0.00	0	0.00
147	F28	E28	0	0.00	0	0.00
148	F28	D28	0	0.00	0	0.00
149	C28	B28	4	212.78	4	212.78
150	E28	B28	293	179.38	293	179.38
151	B28	A28	0	0.00	0	0.00
152	H28	B28	0	0.00	0	0.00
153	F28	B28	14	178.38	14	178.38
154	E28	A28	24	104.63	24	104.63
155	E28	C28	0	0.00	0	0.00
156	C28	G28	60	133.46	60	133.46
157	H28	B28	0	0.00	0	0.00
158	B28	D28	157	114.31	157	114.31
159	B28	E28	108	112.95	108	112.95
160	B28	G28	78	146.52	78	146.52
161	B28	F28	5	138.84	5	138.84
162	B28	H28	0	0.00	0	0.00
163	B28	A28	17	184.00	17	184.00
164	B28	B28	0	0.00	0	0.00
165	B28	B28	0	0.00	0	0.00
166	B28	C28	79	114.11	79	114.11
167	B28	E28	338	129.65	338	129.65
168	G28	A28	729	65.84	729	65.84
169	G28	B28	140	157.80	140	157.80
170	G28	B28	140	145.27	140	145.27
171	G28	H28	0	0.00	0	0.00
175	G28	C28	110	97.04	110	97.04
176	G28	E28	98	111.41	98	111.41
177	G28	D28	118	104.75	118	104.75
178	G28	E28	57	103.94	57	103.94
181	G28	G28	0	0.00	0	0.00
185	A28	B28	24	174.37	24	174.37
186	A28	C28	59	154.45	59	154.45
187	A28	E28	181	170.37	181	170.37
195	D28	G28	137	110.32	137	110.32
196	D28	F28	7	101.29	7	101.29
197	D28	G28	20	108.82	20	108.82
198	D28	A28	5	119.15	5	119.15
199	D28	B28	126	217.41	126	217.41
200	D28	B28	126	205.82	126	205.82
201	D28	C28	154	192.88	154	192.88
204	D28	C28	45	183.82	45	183.82
205	D28	E28	12	200.07	12	200.07
206	D28	D28	0	0.00	0	0.00
207	D28	E28	1	0.00	1	0.00
210	A28	G28	257	167.64	257	167.64
211	A28	H28	0	0.00	0	0.00
212	A28	D28	12	155.59	12	155.59
213	A28	E28	175	156.34	175	156.34
214	G28	G28	0	0.00	0	0.00
215	G28	F28	5	136.30	5	136.30

218	A28	G28	135	191.54	135	191.54
219	A28	F28	7	183.87	7	183.87
220	H28	F28	0	0.00	0	0.00
221	F28	F28	0	0.00	0	0.00
222	A28	D28	0	0.00	0	0.00
223	A28	E28	53	170.50	53	170.50
224	D28	D28	0	0.00	0	0.00
225	D28	E28	0	0.00	0	0.00
226	H28	D28	0	0.00	0	0.00
227	H28	E28	0	0.00	0	0.00
228	F28	D28	0	0.00	0	0.00
229	F28	E28	0	0.00	0	0.00
230	G28	G28	0	0.00	0	0.00
231	A28	G28	10	191.39	10	191.39
232	A28	H28	0	0.00	0	0.00
233	B28	H28	0	0.00	0	0.00
234	C28	G28	41	131.96	41	131.96
235	E28	G28	0	0.00	0	0.00
236	E28	H28	0	0.00	0	0.00
237	F28	H28	0	0.00	0	0.00
238	D28	B28	44	235.36	44	235.36
239	D28	B28	43	223.65	43	223.65
240	G28	C28	50	109.18	50	109.18
241	E28	C28	0	0.00	0	0.00
242	H28	C28	0	0.00	0	0.00
243	G28	D28	11	123.45	11	123.45
244	G28	E28	0	0.00	0	0.00
245	C28	C28	0	0.00	0	0.00
246	E28	C28	41	191.50	41	191.50
247	E28	E28	0	0.00	0	0.00
248	D28	C28	31	187.04	31	187.04
249	H28	C28	0	0.00	0	0.00
250	H28	E28	0	0.00	0	0.00
251	H28	E28	0	0.00	0	0.00
252	F28	C28	1	130.91	1	130.91
253	F28	E28	0	0.00	0	0.00
254	A28	A28	2	207.00	2	207.00
255	C28	A28	0	0.00	0	0.00
256	C28	C28	0	0.00	0	0.00
257	C28	H28	0	0.00	0	0.00
258	C28	A28	10	176.36	10	176.36
259	C28	C28	0	0.00	0	0.00
260	C28	A28	0	0.00	0	0.00
261	C28	C28	0	0.00	0	0.00
262	C28	C28	0	0.00	0	0.00
263	C28	C28	0	0.00	0	0.00
264	C28	C28	0	0.00	0	0.00
265	C28	C28	0	0.00	0	0.00
266	C28	B28	0	0.00	0	0.00
267	C28	B28	0	0.00	0	0.00

## Final Prediction Table

### Traffic Stream Results

	SIGNALS	FLOWS	PERFORMANCE	PER PCU	QUEUES
--	---------	-------	-------------	---------	--------

Arm	Traffic Stream	Name	Traffic node	Controller stream	Phase	Calculated flow entering (PCU/hr)	Calculated sat flow (PCU/hr)	Actual green (s (per cycle))	Wasted time total (s (per cycle))	Degree of saturation (%)	Practical reserve capacity (%)	JourneyTime (s)	Mean Delay per Veh (s)	Mean stops per Veh (%)	Mean max queue (PCU)
A	1	(untitled)	6	771-2	E	789	2050	28	0.00	80	13	20.91	15.32	55.04	8.82
	2	(untitled)	6	771-2	E	345	2050	28	0.00	35	158	12.83	7.06	26.68	2.41
	3	(untitled)	6	771-2	E	702	2050	28	0.00	71	27	18.29	12.40	58.67	10.37
	4	(untitled)	6	771-2	E	479	2050	28	0.00	48	86	16.93	10.91	61.08	7.21
Ac	1	(untitled)	6	771-2	D	719	2263	22	2.00	83	9	34.93	27.74	68.54	11.22
	2	(untitled)	6	771-2	D	250	2263	22	16.08	33	170	12.86	3.36	37.01	3.66
	3	(untitled)	6	771-2	D	411	2263	22	3.00	47	90	11.98	5.39	47.31	7.28
Acf	1	(untitled)	6			969	2263	60	28.00	43	110	5.81	0.60	0.00	0.16
	2	(untitled)	6			411	2263	60	35.00	18	396	7.42	0.18	0.00	0.02
Af	1	(untitled)	6			1134	2050	60	6.00	55	63	7.51	1.08	0.00	0.34
	2	(untitled)	6			702	2050	60	18.00	34	163	6.84	0.46	0.00	0.09
	3	(untitled)	6			479	2050	60	6.00	23	285	6.63	0.27	0.00	0.04
B	1	(untitled)	1	769-1	B	237	2050	10	0.00	63	43	37.78	30.68	97.96	3.89
	2	(untitled)	1	769-1	B	364	2150	10	0.00	92	-3	72.59	65.31	146.84	9.56
	3	(untitled)	1	769-1	B	339	2100	10	0.21	90	0	66.01	58.53	138.38	8.29
	4	(untitled)	1	769-1	B	261	2050	10	0.00	69	30	45.84	33.55	105.27	4.61
Bc	2	(untitled)	1	769-1	A	969	2050	38	4.22	73	23	20.03	8.20	48.65	12.77
	3	(untitled)	1	769-1	A	536	2050	38	4.00	40	124	13.63	1.92	8.28	7.86
Bcf	1	(untitled)	1			1508	2263	60	10.00	67	35	5.93	1.58	0.00	0.66
	2	(untitled)	1			682	2263	60	21.00	30	199	5.70	0.34	0.00	0.06
	3	(untitled)	1			969	2263	60	11.00	43	110	6.46	0.60	0.00	0.16
	4	(untitled)	1			536	2263	60	21.00	24	280	6.56	0.25	0.00	0.04
Bf	1	(untitled)	1			601	1800	60	0.00	33	170	27.84	0.50	0.00	0.08
	2	(untitled)	1			600	1800	60	0.00	33	170	27.91	0.50	0.00	0.08
C	1	(untitled)	2	769-2	G	421	2100	13	0.00	86	5	57.15	42.61	121.55	8.73
	2	(untitled)	2	769-2	G	367	2200	13	0.00	71	26	44.57	29.88	100.51	6.18
	3	(untitled)	2	769-2	G	142	2050	13	0.00	30	203	35.48	20.56	82.62	1.96
Cf	1	(untitled)	2			421	1965	60	0.00	21	320	17.60	0.25	0.00	0.03
	2	(untitled)	2			509	1965	60	0.00	26	247	17.82	0.32	0.00	0.05
D	1	(untitled)	3	770-1	B	253	2050	12	0.00	57	58	30.45	26.33	90.32	3.82
	2	(untitled)	3	770-1	B	293	1850	12	0.00	73	23	37.83	33.71	100.44	4.95
	3	(untitled)	3	770-1	B	340	2250	12	1.55	79	14	41.68	37.72	108.18	6.30
Dc	1	(untitled)	3	770-1	A	709	2100	38	1.00	52	73	10.88	7.08	50.29	6.05
	2	(untitled)	3	770-1	A	739	2100	38	0.00	54	66	9.09	5.44	39.77	5.09
	3	(untitled)	3	770-1	A	259	2100	38	25.00	19	374	6.67	3.16	37.99	2.34
	4	(untitled)	3	770-1	A	403	2100	38	26.00	30	205	7.81	4.45	38.33	2.55
Dcf	1	(untitled)	3			1046	2050	60	16.00	51	76	5.86	0.91	0.00	0.27
	2	(untitled)	3			1192	2100	60	15.00	57	59	6.07	1.12	0.00	0.37
	3	(untitled)	3			739	2100	60	14.00	35	156	5.88	0.47	0.00	0.10
	4	(untitled)	3			259	2100	60	35.00	12	630	6.95	0.12	0.00	0.01
	5	(untitled)	3			403	2100	60	38.00	19	369	5.22	0.20	0.00	0.02
Df	1	(untitled)	3-2			546	1900	60	0.00	29	213	24.38	0.38	0.00	0.06
	2	(untitled)	3-2			340	2250	60	0.00	15	496	24.14	0.14	0.00	0.01
Dxp	1	(untitled)	3-2	770-2	D	1046	2050	41	6.00	73	23	7.60	4.11	12.67	2.29
	2	(untitled)	3-2	770-2	D	483	2050	41	9.00	34	167	4.36	0.71	1.82	0.15
Ec	1	(untitled)	4	770-3	F	500	2150	35	0.00	39	132	10.39	6.63	42.09	4.78
	2	(untitled)	4	770-3	F	482	2263	35	16.00	35	154	11.92	8.29	64.51	5.75
	3	(untitled)	4	770-3	F	518	2263	35	21.00	38	136	8.11	4.60	38.54	4.89
	4	(untitled)	4	770-3	F	269	2250	35	28.00	20	352	16.87	13.42	96.48	4.72
Ecf	1	(untitled)	4			800	2100	60	10.57	39	130	4.31	0.86	5.94	4.82
	2	(untitled)	4			901	2100	60	8.00	43	110	4.12	0.64	0.00	0.16
	3	(untitled)	4			482	2263	60	33.00	21	323	3.74	0.22	0.00	0.03
	4	(untitled)	4			813	2300	60	34.00	35	155	4.40	0.43	0.00	0.10

Ef	1	(untitled)	4			763	1900	60	0.00	40	124	15.94	0.64	0.00	0.13
	2	(untitled)	4			538	1900	60	0.00	28	218	15.68	0.37	0.00	0.06
Exp	1	(untitled)	4-2	770-4	L	800	2050	40	2.00	57	58	7.90	4.01	21.66	5.44
	2	(untitled)	4-2	770-4	L	401	2050	40	17.00	29	214	4.54	0.52	0.00	0.06
F	1	(untitled)	5	771-1	B	164	2100	10	0.00	43	111	31.55	25.17	88.87	2.52
	2	(untitled)	5	771-1	B	255	2100	10	0.00	66	36	38.21	31.78	99.44	4.25
	3	(untitled)	5	771-1	B	329	2100	10	0.00	85	5	55.00	48.45	125.09	7.15
Fc	1	(untitled)	5	771-1	A	564	2263	40	12.00	36	147	20.23	1.13	12.17	1.77
	2	(untitled)	5	771-1	A	609	2263	40	18.03	40	123	20.51	1.59	22.11	3.50
	3	(untitled)	5	771-1	A	760	2263	40	20.30	50	82	25.11	5.45	75.51	13.09
Ff	1	(untitled)	5			419	1900	60	0.00	22	308	33.35	0.27	0.00	0.03
	2	(untitled)	5			329	1900	60	0.00	17	420	33.25	0.20	0.00	0.02
G	1	(untitled)	2	769-2	F	297	2050	13	4.66	65	38	59.22	43.16	113.26	5.75
	2	(untitled)	2	769-2	F	267	2050	13	5.59	58	54	57.20	45.76	115.11	5.24
Gf	1	(untitled)	4			293	2050	60	45.01	14	530	3.07	0.15	0.48	2.33
	2	(untitled)	4			245	2050	60	45.07	12	652	3.04	0.15	1.62	2.34
xA	1	(untitled)	10			638	2263	60	21.35	29	212	17.64	0.42	6.15	2.38
	2	(untitled)	10			663	2263	60	28.00	29	207	17.58	0.33	0.00	0.06
xB	1	(untitled)				1508	Unrestricted	60	0.00	0	Unrestricted	5.79	0.00	0.00	0.00
xC	1	(untitled)				644	1900	60	38.92	88	2	34.54	25.87	76.02	12.27
	2	(untitled)				599	1900	60	39.53	77	16	23.41	14.71	72.33	8.28
xD	1	(untitled)				1046	Unrestricted	60	16.00	0	Unrestricted	9.13	0.00	0.00	0.00
	2	(untitled)				483	Unrestricted	60	22.00	0	Unrestricted	9.21	0.00	0.00	0.00
xE	1	(untitled)				800	Unrestricted	60	15.00	0	Unrestricted	13.04	0.00	0.00	0.00
	2	(untitled)				401	Unrestricted	60	21.00	0	Unrestricted	13.04	0.00	0.00	0.00
xF	1	(untitled)				599	Unrestricted	60	2.00	0	Unrestricted	12.19	0.00	0.00	0.00
Cc1	1	(untitled)	2	769-2	E	679	2050	32	4.00	60	49	20.40	13.85	73.16	10.77
E1	1	(untitled)	4	770-3	G	272	2050	14	0.00	53	70	29.41	23.41	84.80	3.85
	2	(untitled)	4	770-3	G	491	2200	14	0.00	89	1	51.66	45.66	120.88	10.45
Gf1	1	(untitled)	4			26	663	60	46.00	4	2194	7.88	4.18	67.95	0.37
Cc2	2	(untitled)	2	769-2	D	967	2150	33	5.26	82	9	24.80	18.12	80.18	14.94
	3	(untitled)	2	769-2	D	567	2050	33	2.00	49	84	17.72	10.53	77.30	9.06
	4	(untitled)	2	769-2	D	914	2150	33	3.02	75	20	21.06	14.46	78.71	13.74
	5	(untitled)	2	769-2	D	261	2050	33	26.00	22	301	21.33	13.35	104.55	5.87
E2	3	(untitled)	4	770-3	H	293	2150	14	0.33	56	62	27.97	23.98	85.33	4.17
	4	(untitled)	4	770-3	H	245	2050	14	0.00	48	88	26.45	22.37	83.59	3.42
TC5	2	(untitled)	TC771-6	TC777-1	A	604	2263	38	9.00	40	125	6.40	3.64	24.00	2.42
	3	(untitled)	TC771-6	TC777-1	A	663	2263	38	11.00	44	105	4.02	1.26	4.57	0.51
	4	(untitled)	TC771-6	TC777-1	C	0	0	0	0.00	0	-100	0.00	0.00	0.00	0.00
TC9	1	(untitled)	TC771-6	TC777-1	B	1059	1925	39	0.00	79	15	21.84	10.83	61.04	11.70
	2	(untitled)	TC771-6	TC777-1	B	700	1966	39	0.00	51	77	16.60	5.54	42.02	5.01
	3	(untitled)	TC771-6	TC777-1	B	388	1947	39	0.00	28	216	15.03	3.91	34.20	2.21
TC35	1	(untitled)	TC771-6	TC777-1	A	34	1900	38	28.00	3	3253	5.30	2.40	21.39	0.12
TC36	1	(untitled)	TC771-6			205	1800	60	0.00	11	690	3.16	0.13	0.00	0.01
TC37	1	(untitled)	TC771-6	TC777-2	J	37	1850	45	45.00	3	3350	4.98	1.78	23.39	0.14
TC38	1	(untitled)	TC771-6			37	462	60	44.00	8	1025	2.47	0.94	20.02	2.42
TC39	2	(untitled)	TC771-6			604	2263	60	29.00	27	237	2.83	0.29	0.00	0.05
	3	(untitled)	TC771-6			663	2263	60	31.00	29	207	2.73	0.33	0.00	0.06

TC40	2	(untitled)	TC771-6			641	Unrestricted	60	20.00	0	Unrestricted	4.23	0.00	0.00	0.00
	3	(untitled)	TC771-6			663	Unrestricted	60	28.00	0	Unrestricted	4.02	0.00	0.00	0.00
TC41	1	(untitled)	TC771-6	TC777-1	D	168	1850	11	0.00	45	98	29.08	25.15	87.01	2.61
TC42	1	(untitled)	TC771-6	TC777-1	E	0	0	0	0.00	0	-100	0.00	0.00	0.00	0.00
TC43	1	(untitled)				0	1800	60	60.00	0	Unrestricted	0.00	0.00	0.00	0.00
47	1	(untitled)	2			1243	1300	60	2.00	96	-6	39.05	23.01	0.00	7.95
48	1	(untitled)	2			930	1965	60	0.00	47	90	7.44	0.82	0.00	0.21
49	1	(untitled)	TC771-6			1059	1900	60	0.00	56	61	4.34	1.19	0.00	0.35
	2	(untitled)	TC771-6			1088	1900	60	0.00	57	57	4.42	1.27	0.00	0.38
50	1	(untitled)	1			1201	1900	60	0.00	63	42	7.40	1.62	0.00	0.54
51	1	(untitled)	4-2			748	1900	60	0.00	39	129	5.11	0.61	0.00	0.13

### Pedestrian Crossing Results

Pedestrian	Side	Name	Traffic node	SIGNALS		FLOWS		PERFORMANCE			PER PED		QUEUES	WEIGHTS	P
				Controller stream	Phase	Calculated Flow Entering (Ped/hr)	Calculated sat flow (Ped/hr)	Actual green (s per cycle)	Degree of saturation (%)	Practical reserve capacity	JourneyTime (s)	Mean Delay per Ped (s)	Mean max queue (Ped)	Delay weighting (%)	P
1	1	(untitled)	3-2	770-2	E	0	11000	7	0	Unrestricted	0.00	0.00	0.00	100	
	2	(untitled)	3-2	770-2	E	0	11000	7	0	Unrestricted	0.00	0.00	0.00	100	
2	1	(untitled)	3	770-1	C	0	11000	36	0	Unrestricted	0.00	0.00	0.00	100	
	2	(untitled)	3	770-1	C	0	11000	36	0	Unrestricted	0.00	0.00	0.00	100	
3	1	(untitled)	4-2	770-4	M	0	11000	8	0	Unrestricted	0.00	0.00	0.00	100	
	2	(untitled)	4-2	770-4	M	0	11000	8	0	Unrestricted	0.00	0.00	0.00	100	
4	1	(untitled)	4	770-3	J	0	11000	34	0	Unrestricted	0.00	0.00	0.00	100	
	2	(untitled)	4	770-3	J	0	11000	34	0	Unrestricted	0.00	0.00	0.00	100	
5	1	(untitled)	4	770-3	I	0	11000	34	0	Unrestricted	0.00	0.00	0.00	100	
	2	(untitled)	4	770-3	I	0	11000	34	0	Unrestricted	0.00	0.00	0.00	100	
6	1	(untitled)	4	770-3	K	0	0	0	0	-100	0.00	0.00	0.00	100	
	2	(untitled)	4	770-3	K	0	0	0	0	-100	0.00	0.00	0.00	100	
7	1	(untitled)	5	771-1	C	0	11000	34	0	Unrestricted	0.00	0.00	0.00	100	
	2	(untitled)	5	771-1	C	0	11000	34	0	Unrestricted	0.00	0.00	0.00	100	
8	1	(untitled)	1	769-1	C	0	11000	34	0	Unrestricted	0.00	0.00	0.00	100	
	2	(untitled)	1	769-1	C	0	11000	34	0	Unrestricted	0.00	0.00	0.00	100	
9	1	(untitled)	2	769-2	J	0	11000	10	0	Unrestricted	0.00	0.00	0.00	100	
	2	(untitled)	2	769-2	J	0	11000	10	0	Unrestricted	0.00	0.00	0.00	100	
10	1	(untitled)	2	769-2	K	0	11000	15	0	Unrestricted	0.00	0.00	0.00	100	
	2	(untitled)	2	769-2	K	0	11000	15	0	Unrestricted	0.00	0.00	0.00	100	
11	1	(untitled)		769-2	H	0	11000	30	0	Unrestricted	0.00	0.00	0.00	100	
	2	(untitled)		769-2	H	0	11000	30	0	Unrestricted	0.00	0.00	0.00	100	
12	1	(untitled)	2	769-2	I	0	11000	30	0	Unrestricted	0.00	0.00	0.00	100	
	2	(untitled)	2	769-2	I	0	11000	30	0	Unrestricted	0.00	0.00	0.00	100	
13	1	(untitled)		TC777-1	I	0	11000	11	0	Unrestricted	0.00	0.00	0.00	100	
	2	(untitled)		TC777-1	I	0	11000	11	0	Unrestricted	0.00	0.00	0.00	100	
14	1	(untitled)		TC777-1	F	0	11000	39	0	Unrestricted	0.00	0.00	0.00	100	
	2	(untitled)		TC777-1	F	0	11000	39	0	Unrestricted	0.00	0.00	0.00	100	
15	1	(untitled)		TC777-1	G	0	0	0	0	-100	0.00	0.00	0.00	100	
	2	(untitled)		TC777-1	G	0	0	0	0	-100	0.00	0.00	0.00	100	
16	1	(untitled)		TC777-1	H	0	11000	9	0	Unrestricted	0.00	0.00	0.00	100	
	2	(untitled)		TC777-1	H	0	11000	9	0	Unrestricted	0.00	0.00	0.00	100	
17	1	(untitled)		TC777-2	K	0	11000	5	0	Unrestricted	0.00	0.00	0.00	100	
	2	(untitled)		TC777-2	K	0	11000	5	0	Unrestricted	0.00	0.00	0.00	100	

### Network Results

	Distance travelled (PCU-km/hr)	Time spent (PCU-hr/hr)	Mean journey speed (kph)	Total delay (PCU-hr/hr)	Weighted cost of delay (£ per hr)	Weighted cost of stops (£ per hr)	Excess queue penalty (£ per hr)	Performance Index (£ per hr)
<b>Normal traffic</b>	5688.41	276.22	20.59	129.39	1837.34	476.05	0.00	2313.39
<b>Bus</b>	0.00	0.00	0.00	0.00	0.00	0.00	0.00	0.00
<b>Tram</b>	0.00	0.00	0.00	0.00	0.00	0.00	0.00	0.00
<b>Pedestrians</b>	0.00	0.00	0.00	0.00	0.00	0.00	0.00	0.00
<b>TOTAL</b>	5688.41	276.22	20.59	129.39	1837.34	476.05	0.00	2313.39

- | < = adjusted flow warning (upstream links/traffic streams are over-saturated)
- | \* = Traffic Stream - Normal, Bus or Tram Stop or Delay weighting has been set to a value other than 100%
- | ^ = Traffic Stream - Normal, Bus or Tram Stop or Delay Path weighting has been set to a value other than 100%
- | + = average link/traffic stream excess queue is greater than 0
- | **P.I. = PERFORMANCE INDEX**

