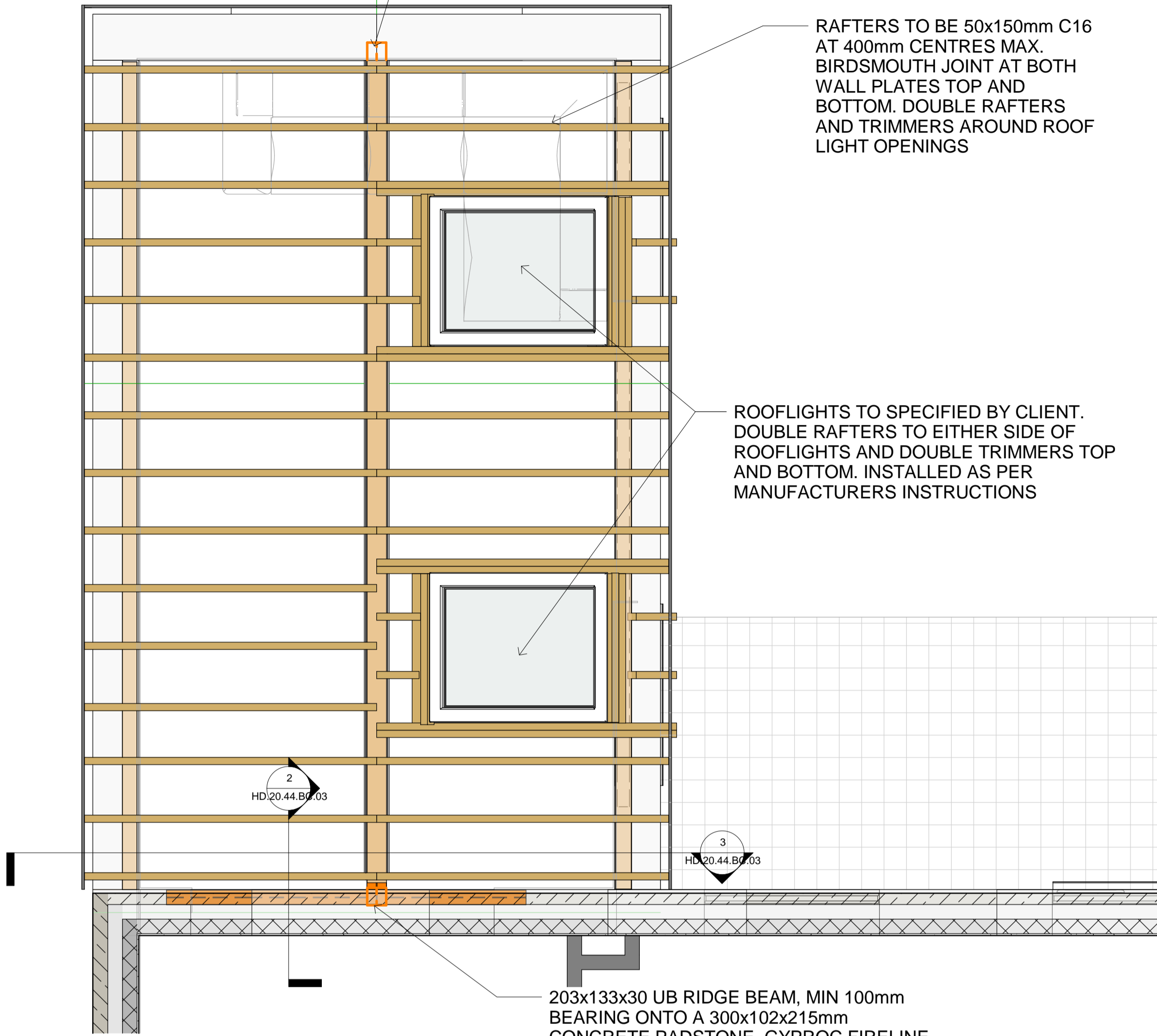


203x133x30 UB RIDGE BEAM, MIN 100mm BEARING ONTO A 300x102x215mm CONCRETE PADSTONE. GYPROC FIRELINE SURROUND TO BEAM

RAFTERS TO BE 50x150mm C16 AT 400mm CENTRES MAX. BIRDSMOUTH JOINT AT BOTH WALL PLATES TOP AND BOTTOM. DOUBLE RAFTERS AND TRIMMERS AROUND ROOF LIGHT OPENINGS

ROOFLIGHTS TO SPECIFIED BY CLIENT. DOUBLE RAFTERS TO EITHER SIDE OF ROOFLIGHTS AND DOUBLE TRIMMERS TOP AND BOTTOM. INSTALLED AS PER MANUFACTURERS INSTRUCTIONS

203x133x30 UB RIDGE BEAM, MIN 100mm BEARING ONTO A 300x102x215mm CONCRETE PADSTONE. GYPROC FIRELINE SURROUND TO BEAM



**1 Rafter Plan**  
1 : 25

**4 Roof Plan**  
1 : 100



INDICATIVE INTERNAL VIEW



INDICATIVE EXTERNAL VIEW

1. DO NOT SCALE OFF THIS DRAWING - USE FIGURED DIMENSIONS ONLY.
2. ALL DIMENSIONS ARE IN mm UNLESS OTHERWISE STATED.
3. THIS DRAWING IS TO BE USED IN CONJUNCTION WITH ANY OTHER RELEVANT DRAWINGS RELATION TO THIS PROJECT.
4. ALL DETAILS AND DIMENSIONS ARE TO BE CONFIRMED ON SITE, PRIOR TO ANY WORK COMMENCING AND THE ORDERING OF ANY MATERIALS.
5. ANY DISCREPANCIES FOUND ON SITE THAT DO NOT MATCH WHAT IS SHOWN ON THE BUILDING CONTROL DRAWINGS SHOULD BE REPORTED TO HDS AT THE EARLIEST OPPORTUNITY. CERTAIN BUILDING ELEMENTS AND DIMENSIONS HAVE BEEN ASSUMED AND MAY NEED TO BE CONFIRMED ON SITE

178x102x19 UB TO BE INSTALLED ABOVE EXISTING LINTEL. BEAM TO HAVE 150mm BEARING EITHER SIDE ONTO 215x102x140mm CONCRETE PADSTONE

DOT AND DAB PLASTER BOARD & 12mm SKIM

OPENING INTO NEW EXTENSION FROM THE REMOVAL OF PATIO DOORS

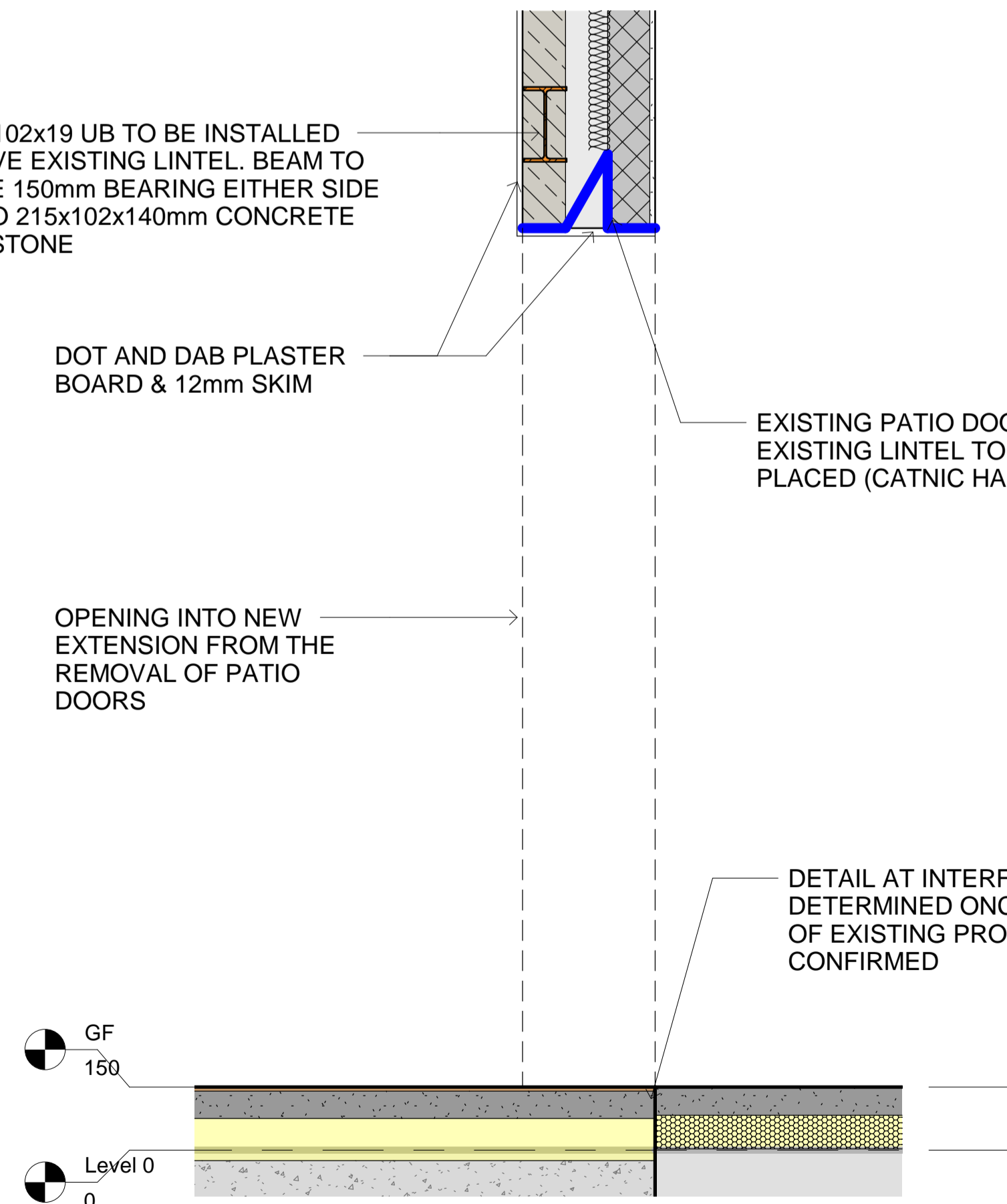
EXISTING PATIO DOORS REMOVED AND EXISTING LINTEL TO BE LEFT IN PLACED (CATNIC HAS BEEN ASSUMED)

DETAIL AT INTERFACE TO BE DETERMINED ONCE FLOOR BUILD UP OF EXISTING PROPERTY HAS BEEN CONFIRMED

GF  
150

Level 0  
0

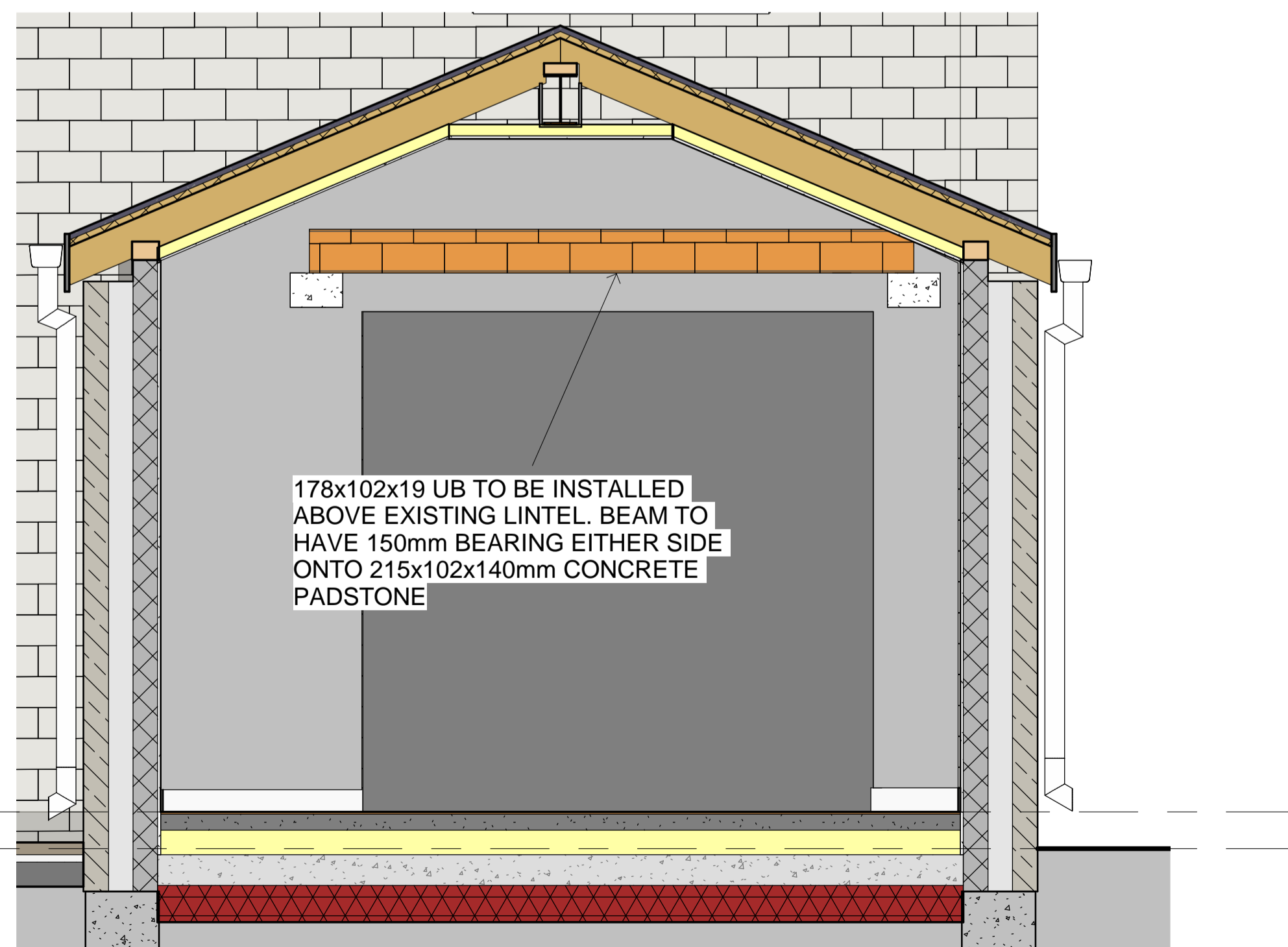
**2 Section 3**  
1 : 12



178x102x19 UB TO BE INSTALLED ABOVE EXISTING LINTEL. BEAM TO HAVE 150mm BEARING EITHER SIDE ONTO 215x102x140mm CONCRETE PADSTONE

GF  
150el 0  
0

**3 Section 4**  
1 : 20



TEL : 07447933494



INFO@HDSDESIGN.CO.UK

STATUS		
BC APPROVAL		
PROJECT		
48 CROSSLAND ROAD		
TITLE		
RAFTER PLAN & 3D VIEWS		
CLIENT		
Asim		
DRAWN BY	CHECKED BY	DATE
Author	Checker	06/08/20
SCALE (@ A1)	PROJECT NUMBER	
As indicated	HD.20.44	
DRAWING NUMBER	REV	
HD.20.44.BC.03		

WWW.HDSDESIGN.CO.UK