

414080N

414040N

Hatched Area to be returned to grassland, incorporating native tree planting, once the existing stables have been removed and to be implemented prior to occupancy of the residential units and shall not be incorporated into the residential curtilage thereafter.

This area of access road to be kept clear for access to the retained grazing land, and access to the existing garage/car parking spaces and also provide turning head for the new residential dwellings.

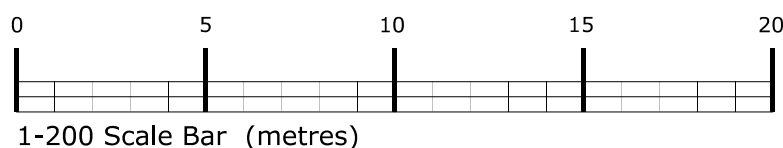
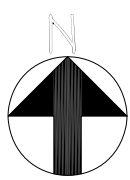
Turning Area

Provide Gravel Pathway for access to the rear gardens

FFL 146.650

2.4m x 70m sightline

MANCHESTER ROAD



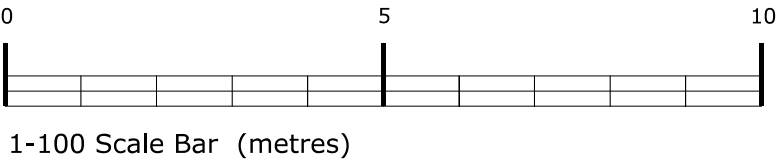
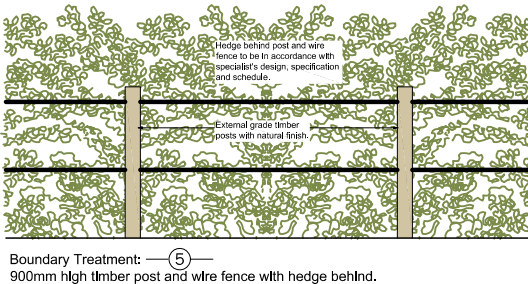
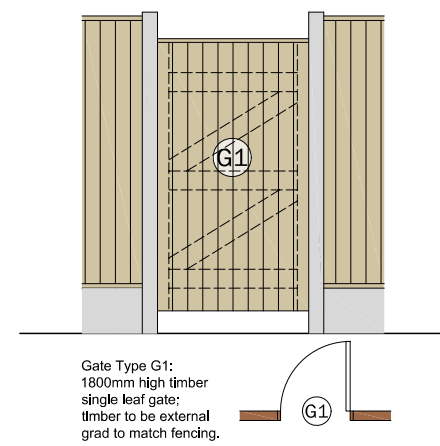
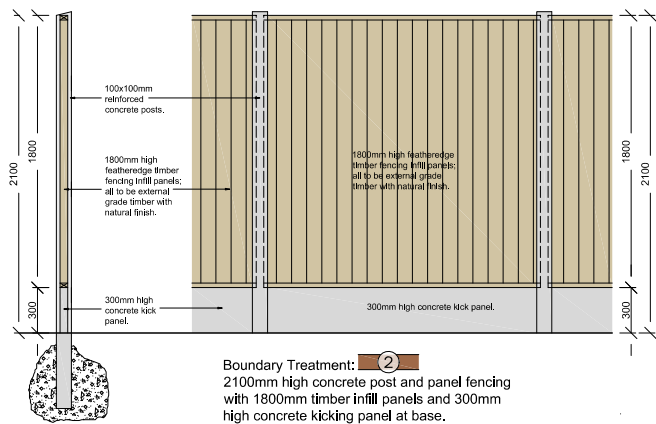
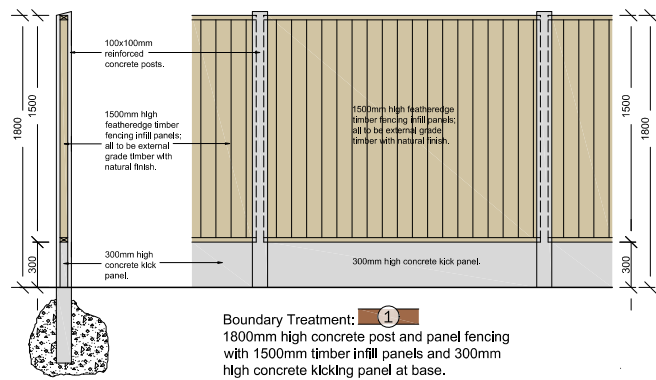
Front Elevation

Side Elevation

Side Elevation

Rear Elevation

### Proposed Boundary Treatments



REV	DATE	AMENDMENT	BY	CHKD

**HNAarchitects**  
Architecture | Planning | Design

PROJECT:	Land at Manchester Road, Linthwaite, HD7 5QA			
CLIENT:	Mr. R. Barker and Mr. M. Annandale			
DRAWING:	Upper Ground Floor Site Layout and Block Elevations			
DRAWN BY:	GG	CHECKED BY:	—	DATE: Nov 2019
STATUS:	Developed Design		DRAWING NO:	1294/P/001
		SCALE:	1:100/1:200@A1	
		REVISION:		

DO NOT SCALE.  
COPYRIGHT REMAINS WITH HNA ARCHITECTS LTD.

HOLLINWOOD BUSINESS CENTRE, ALBERT STREET, OLDHAM, OL8 3QL  
TEL: 0161 688 3320  
E-MAIL: [garry@hna-architects.co.uk](mailto:garry@hna-architects.co.uk) : [michael@hna-architects.co.uk](mailto:michael@hna-architects.co.uk)

**RIBA**   
Chartered Practice