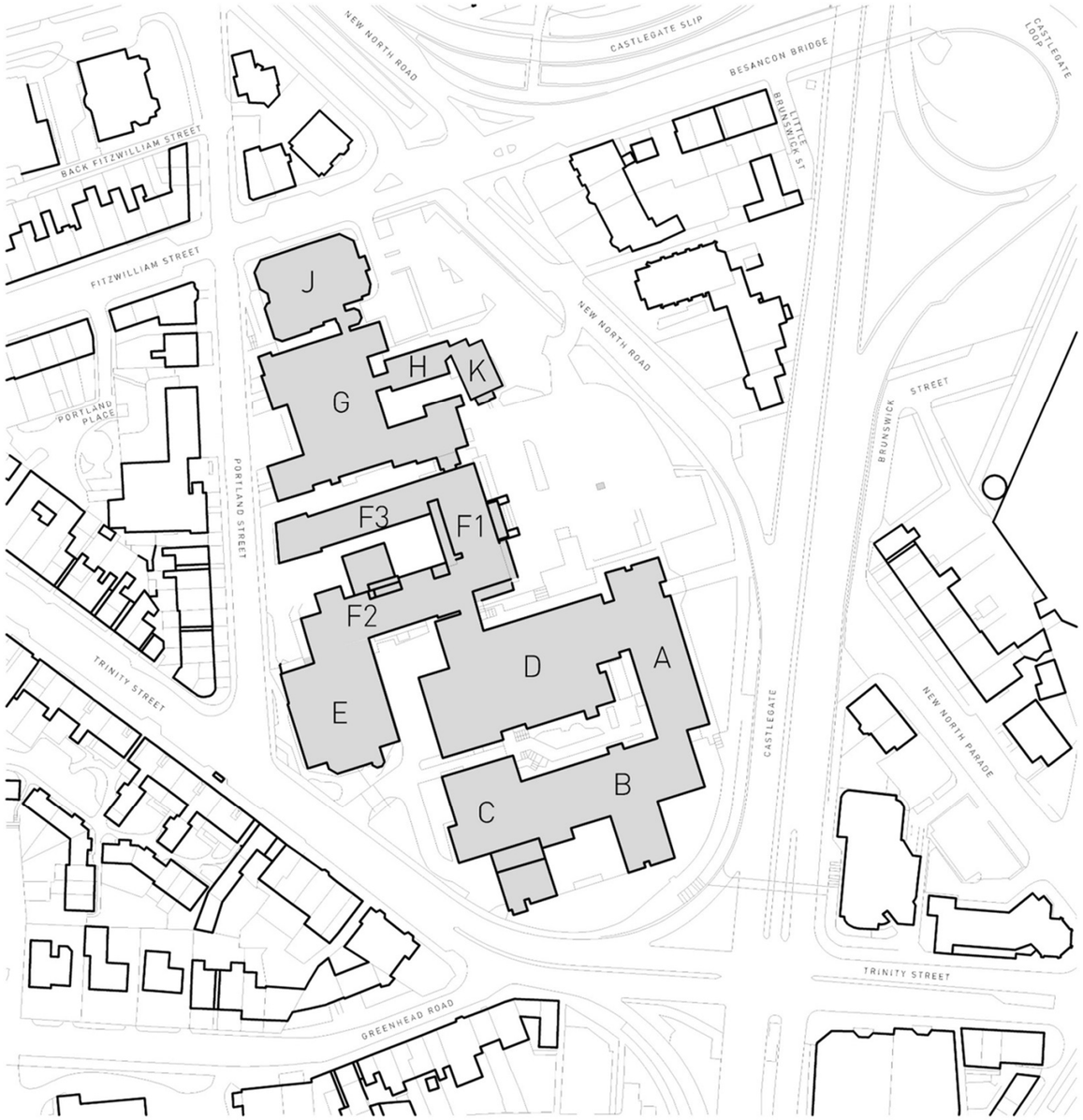

FLOOR PLANS OF EXISTING BUILDINGS

FORMER KIRKLESS COLLEGE SITE
TRINITY STREET
HUDDERSFIELD

BLOCK A

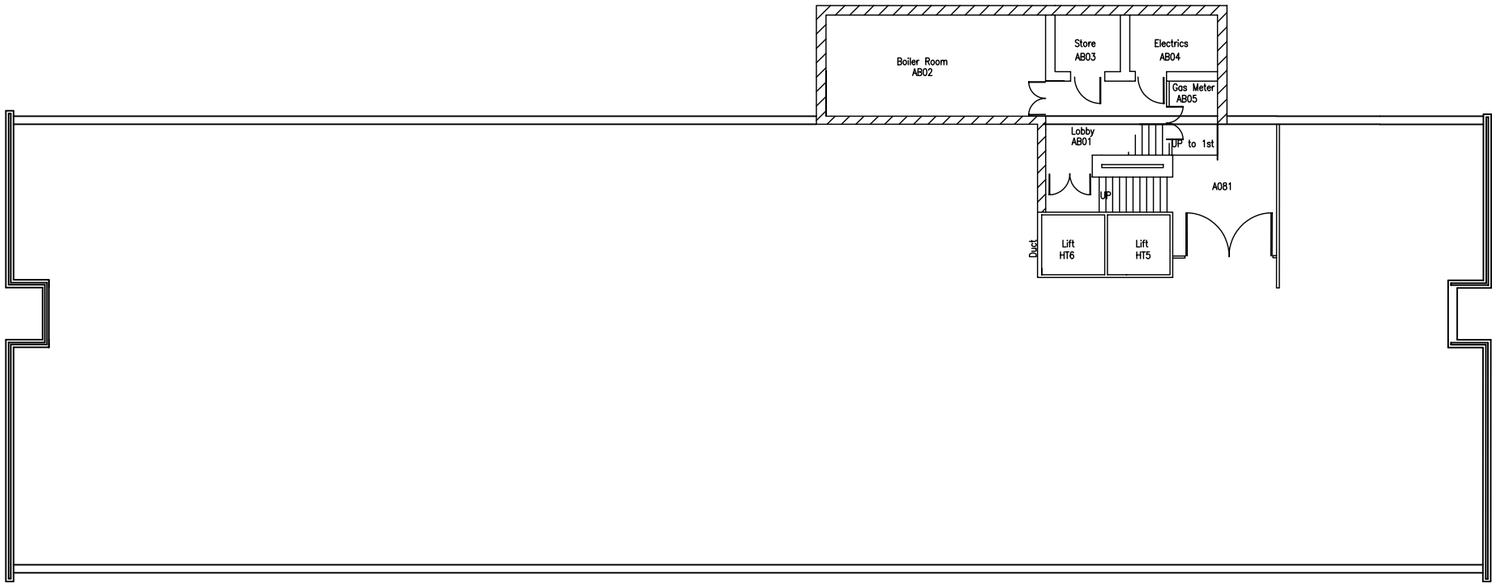

A Block – Basement plan

GENERAL NOTES.

1. DO NOT SCALE FROM THIS DRAWING WORK TO FIGURED DIMENSIONS ONLY.
2. NO DEVIATION FROM THE DETAILS SHOWN ON THIS DRAWING IS ALLOWED WITHOUT PRIOR PERMISSION IN WRITING.
3. ALL DRAWINGS ARE TO BE READ IN CONJUNCTION WITH ALL ARCHITECTS, ENGINEERS AND SPECIALISTS DRAWINGS AND THE SPECIFICATION.

WRIGHT MOTTERSHAW
Consulting Civil & Structural Engineers

Drawn	Date	Scale

Job No.	Drawing No.

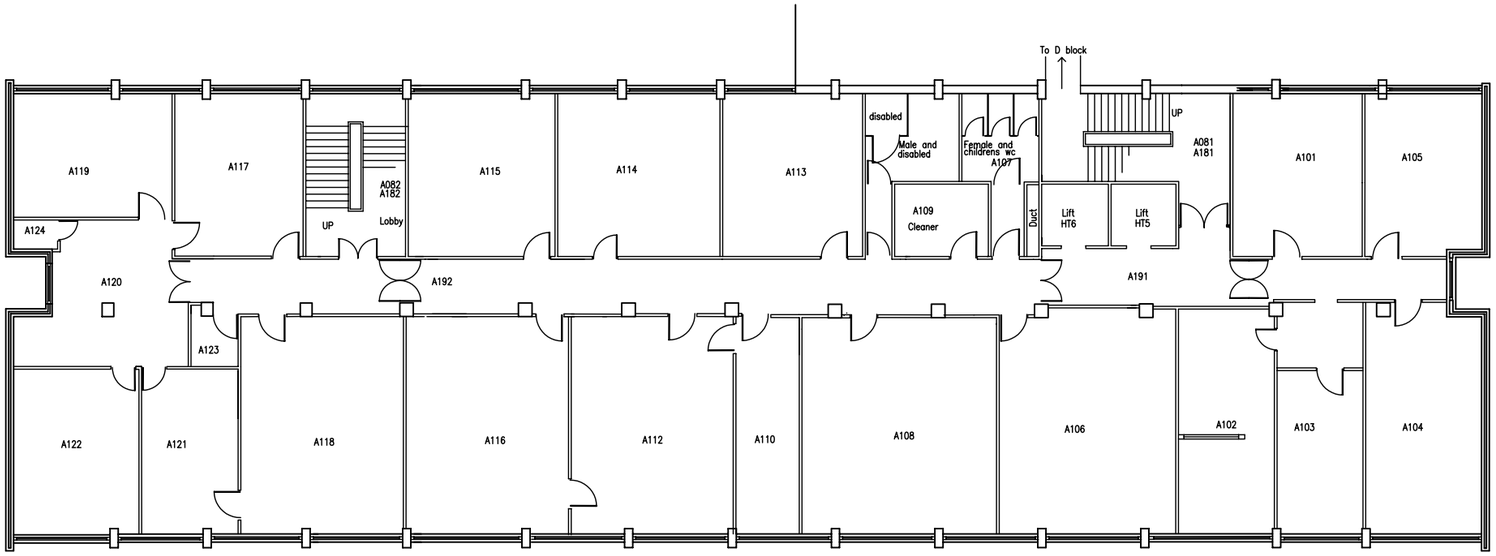

A Block – First floor plan

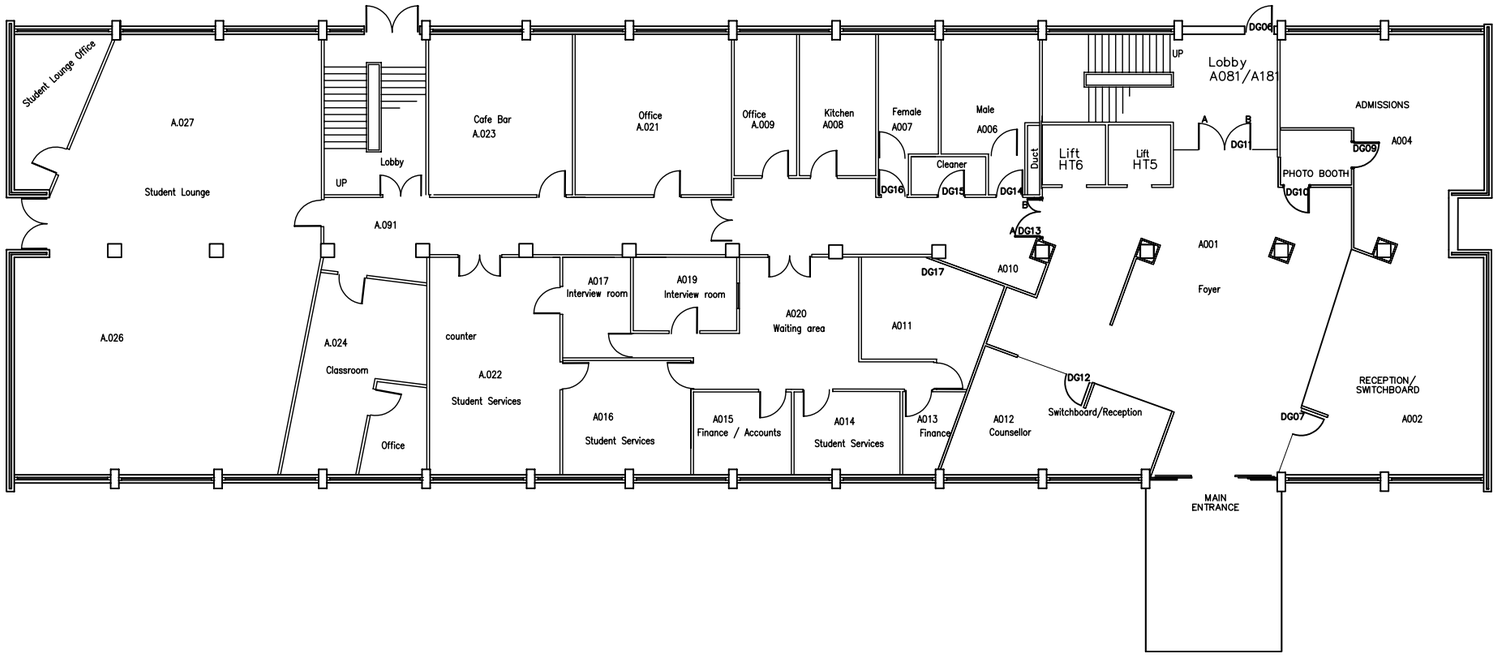

Block A – Ground Floor

G E N E R A L N O T E S .

1. DO NOT SCALE FROM THIS DRAWING WORK TO FIGURED DIMENSIONS ONLY.
2. NO DEVIATION FROM THE DETAILS SHOWN ON THIS DRAWING IS ALLOWED WITHOUT PRIOR PERMISSION IN WRITING.
3. ALL DRAWINGS ARE TO BE READ IN CONJUNCTION WITH ALL ARCHITECTS, ENGINEERS AND SPECIALISTS DRAWINGS AND THE SPECIFICATION.

WRIGHT MOTTERSHAW
Consulting Civil & Structural Engineers

Drawn	Date	Scale
Job No.	Drawing No.	

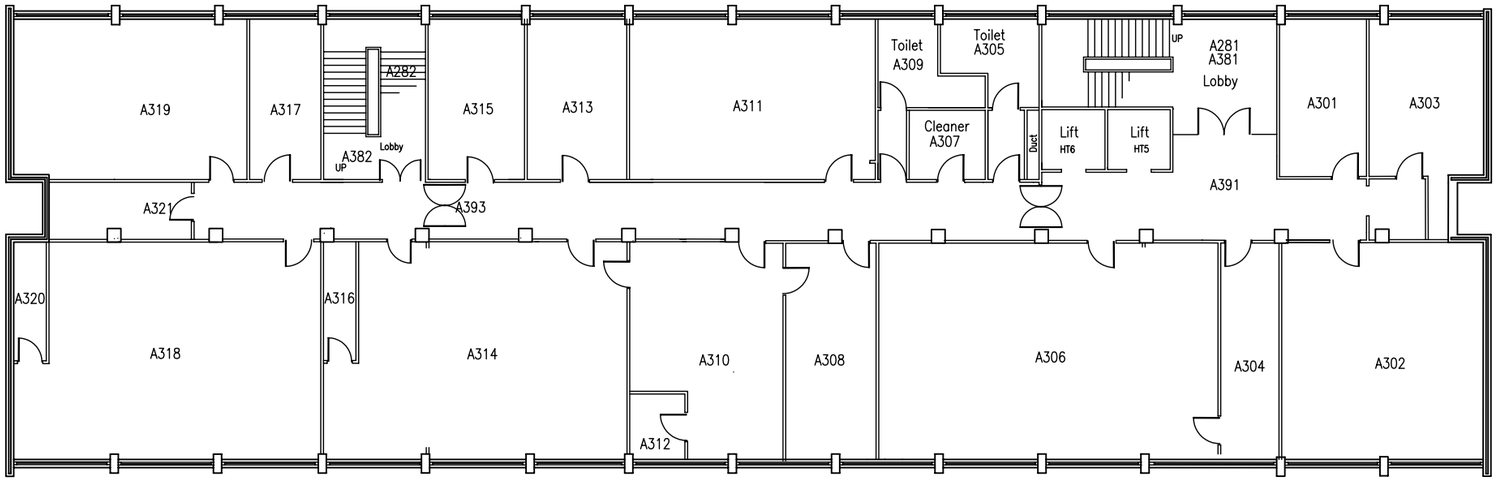

A Block – Third Floor

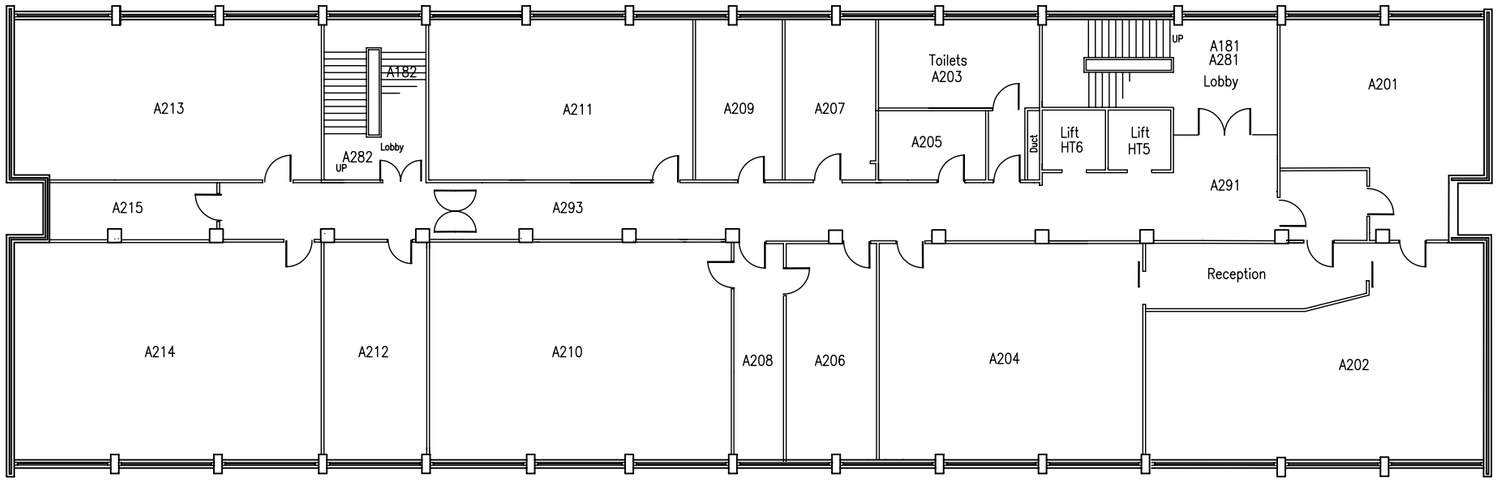

A Block – Second Floor

GENERAL NOTES.

1. DO NOT SCALE FROM THIS DRAWING WORK TO FIGURED DIMENSIONS ONLY.
2. NO DEVIATION FROM THE DETAILS SHOWN ON THIS DRAWING IS ALLOWED WITHOUT PRIOR PERMISSION IN WRITING.
3. ALL DRAWINGS ARE TO BE READ IN CONJUNCTION WITH ALL ARCHITECTS, ENGINEERS AND SPECIALISTS DRAWINGS AND THE SPECIFICATION.

WRIGHT MOTTERSHAW
Consulting Civil & Structural Engineers

Drawn	Date	Scale
Job No.	Drawing No.	

GENERAL NOTES.

1. DO NOT SCALE FROM THIS DRAWING WORK TO FIGURED DIMENSIONS ONLY.
2. NO DEVIATION FROM THE DETAILS SHOWN ON THIS DRAWING IS ALLOWED WITHOUT PRIOR PERMISSION IN WRITING.
3. ALL DRAWINGS ARE TO BE READ IN CONJUNCTION WITH ALL ARCHITECTS, ENGINEERS AND SPECIALISTS DRAWINGS AND THE SPECIFICATION.

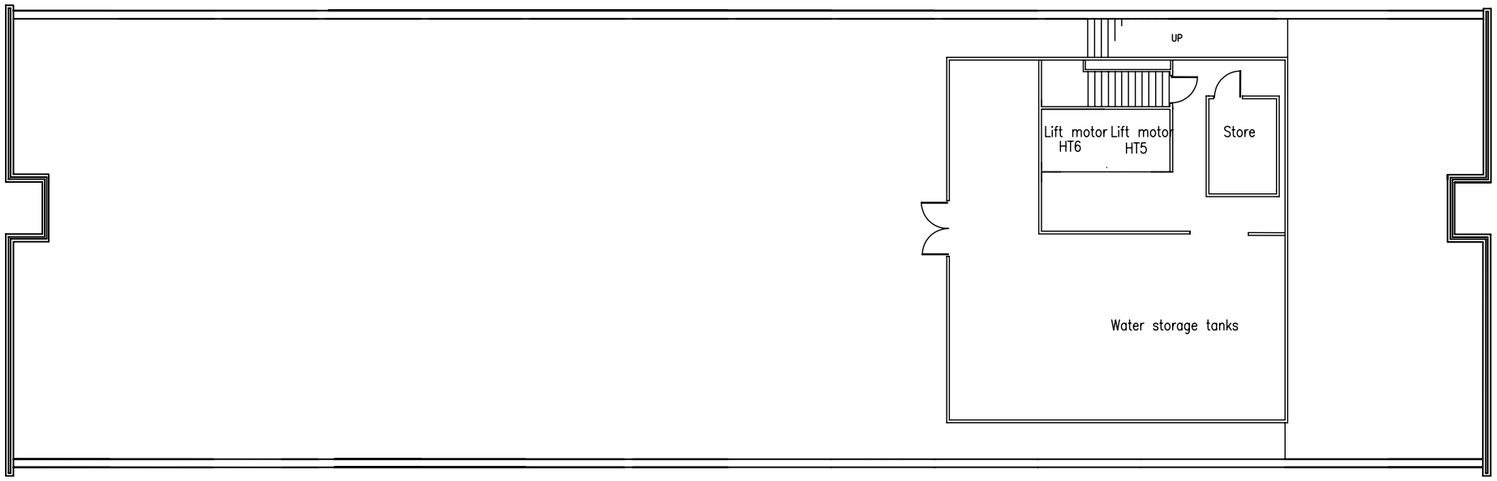

A Block – Fifth Floor Tankroom

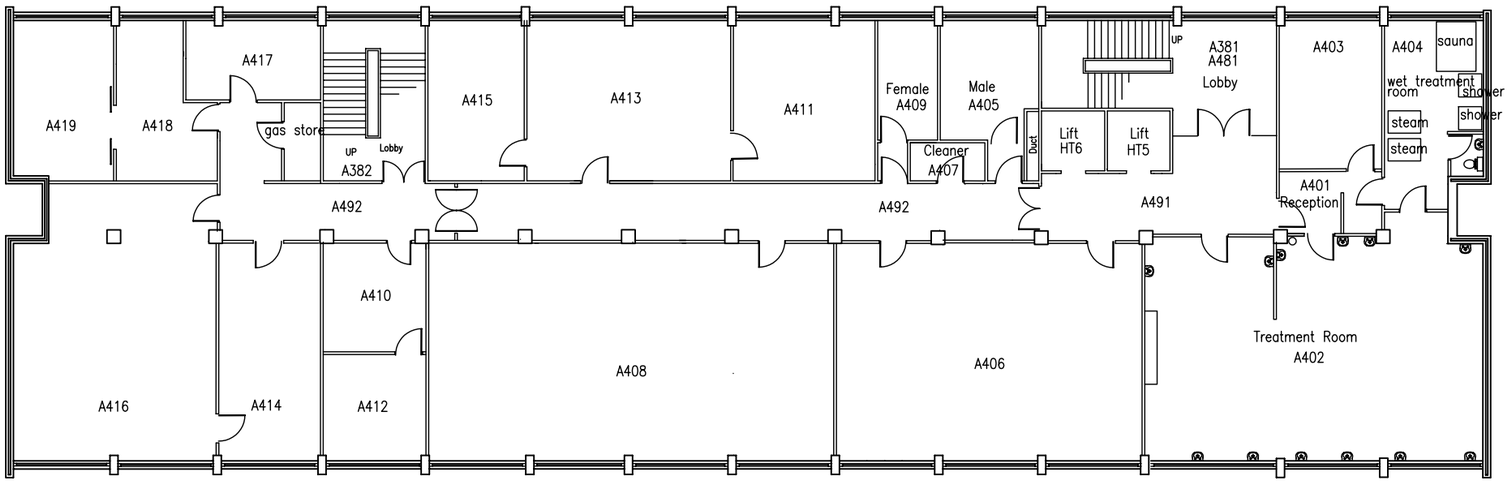

A Block – Fourth Floor

WRIGHT MOTTERSHAW
Consulting Civil & Structural Engineers

Drawn	Date	Scale
Job No.	Drawing No.	

BLOCK B

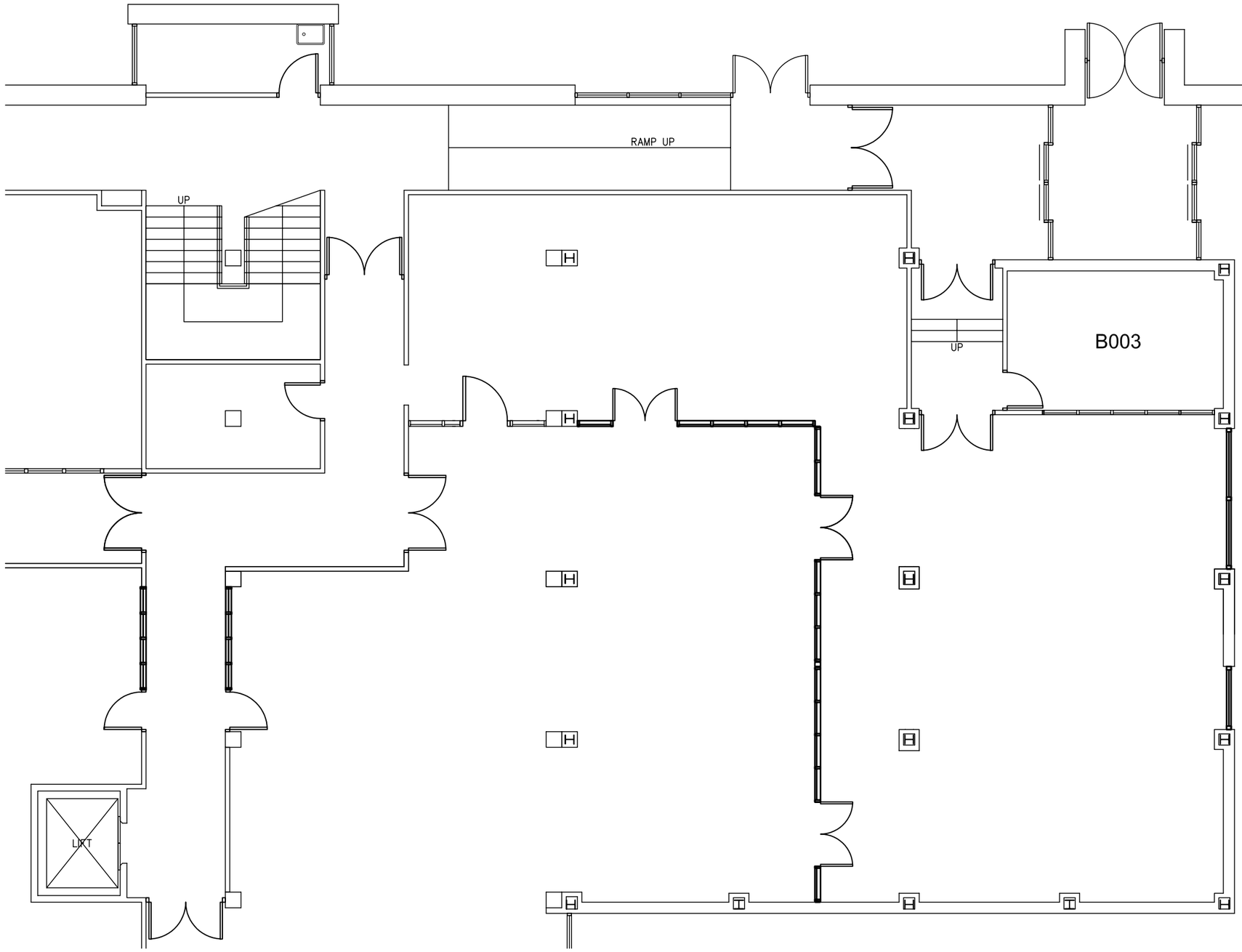

G E N E R A L N O T E S .

1. DO NOT SCALE FROM THIS DRAWING WORK TO FIGURED DIMENSIONS ONLY.
2. NO DEVIATION FROM THE DETAILS SHOWN ON THIS DRAWING IS ALLOWED WITHOUT PRIOR PERMISSION IN WRITING.
3. ALL DRAWINGS ARE TO BE READ IN CONJUNCTION WITH ALL ARCHITECTS, ENGINEERS AND SPECIALISTS DRAWINGS AND THE SPECIFICATION.

B Block Ground floor as existing

WRIGHT MOTTERSHAW
Consulting Civil & Structural Engineers

Drawn	Date	Scale 1:100
Job No.	Drawing No.	

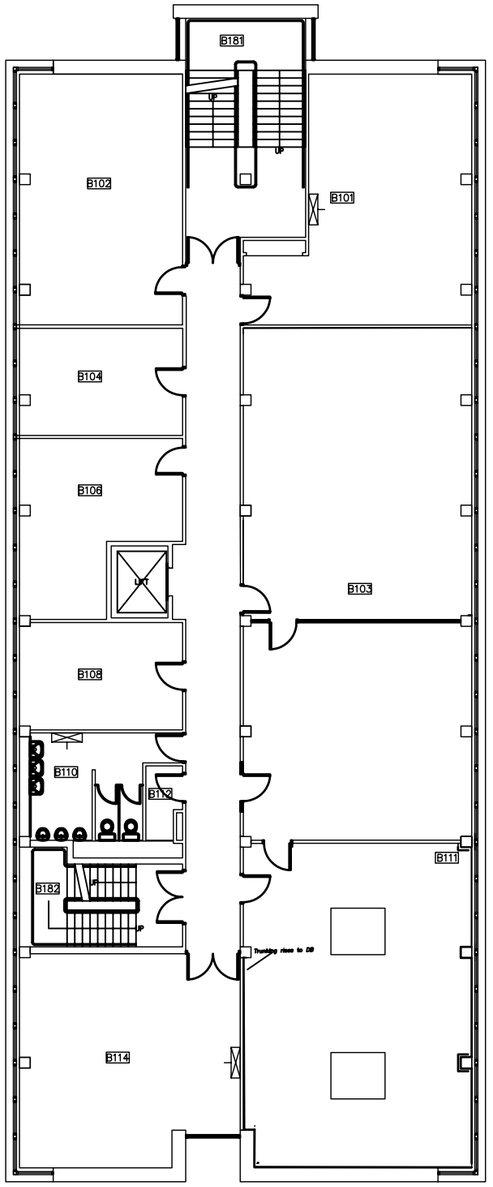

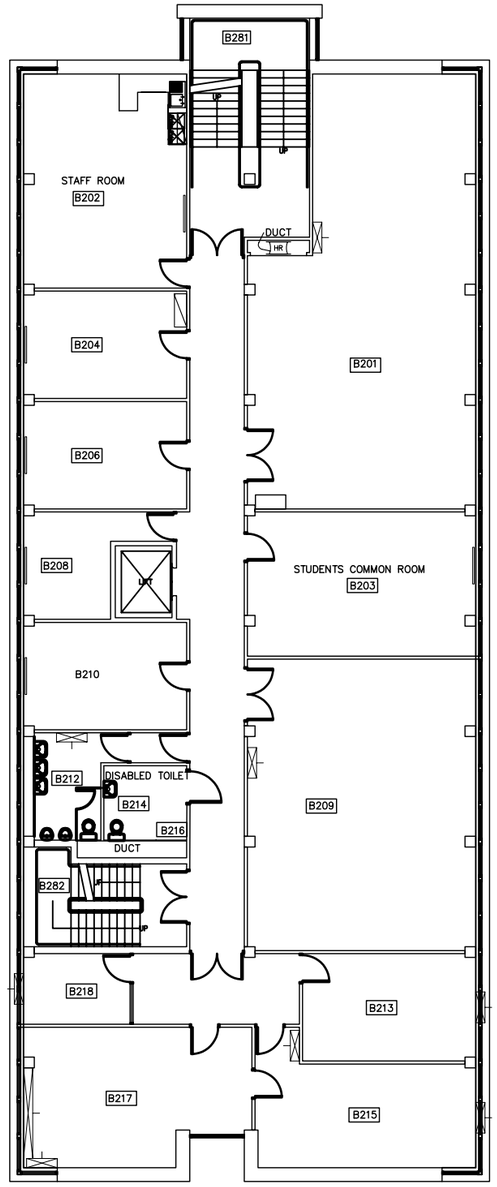

G E N E R A L N O T E S .

1. DO NOT SCALE FROM THIS DRAWING WORK TO FIGURED DIMENSIONS ONLY.
2. NO DEVIATION FROM THE DETAILS SHOWN ON THIS DRAWING IS ALLOWED WITHOUT PRIOR PERMISSION IN WRITING.
3. ALL DRAWINGS ARE TO BE READ IN CONJUNCTION WITH ALL ARCHITECTS, ENGINEERS AND SPECIALISTS DRAWINGS AND THE SPECIFICATION.

WRIGHT MOTTERSHAW
Consulting Civil & Structural Engineers

Drawn	Date	Scale 1:200
Job No.	Drawing No.	

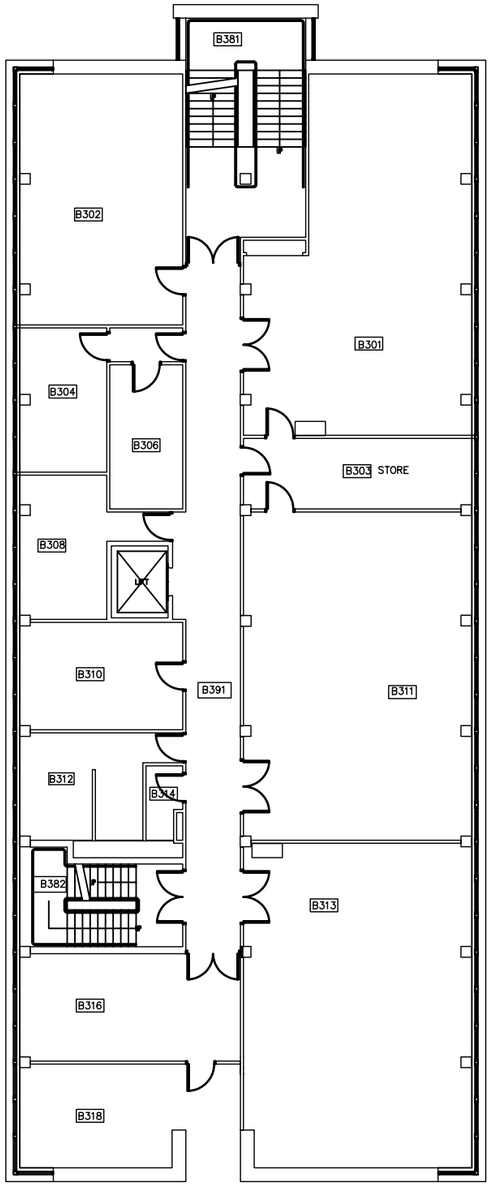

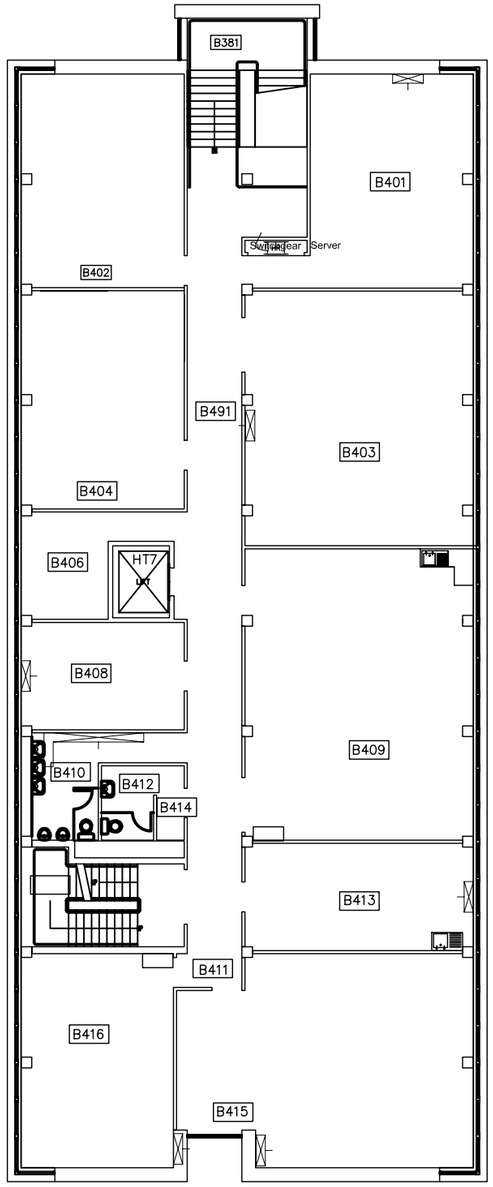

GENERAL NOTES.

1. DO NOT SCALE FROM THIS DRAWING WORK TO FIGURED DIMENSIONS ONLY.
2. NO DEVIATION FROM THE DETAILS SHOWN ON THIS DRAWING IS ALLOWED WITHOUT PRIOR PERMISSION IN WRITING.
3. ALL DRAWINGS ARE TO BE READ IN CONJUNCTION WITH ALL ARCHITECTS, ENGINEERS AND SPECIALISTS DRAWINGS AND THE SPECIFICATION.

WRIGHT MOTTERSHAW
Consulting Civil & Structural Engineers

Drawn	Date	Scale 1:200
Job No.	Drawing No.	

BLOCK C

GENERAL NOTES.

1. DO NOT SCALE FROM THIS DRAWING WORK TO FIGURED DIMENSIONS ONLY.
2. NO DEVIATION FROM THE DETAILS SHOWN ON THIS DRAWING IS ALLOWED WITHOUT PRIOR PERMISSION IN WRITING.
3. ALL DRAWINGS ARE TO BE READ IN CONJUNCTION WITH ALL ARCHITECTS, ENGINEERS AND SPECIALISTS DRAWINGS AND THE SPECIFICATION.

C Block Part Ground Floor

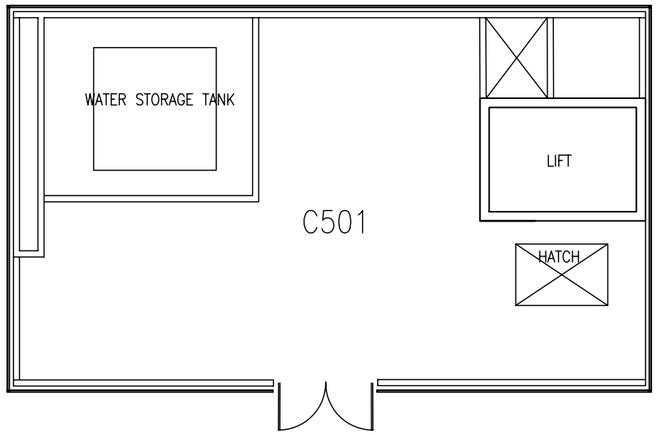

TANKROOM C BLOCK

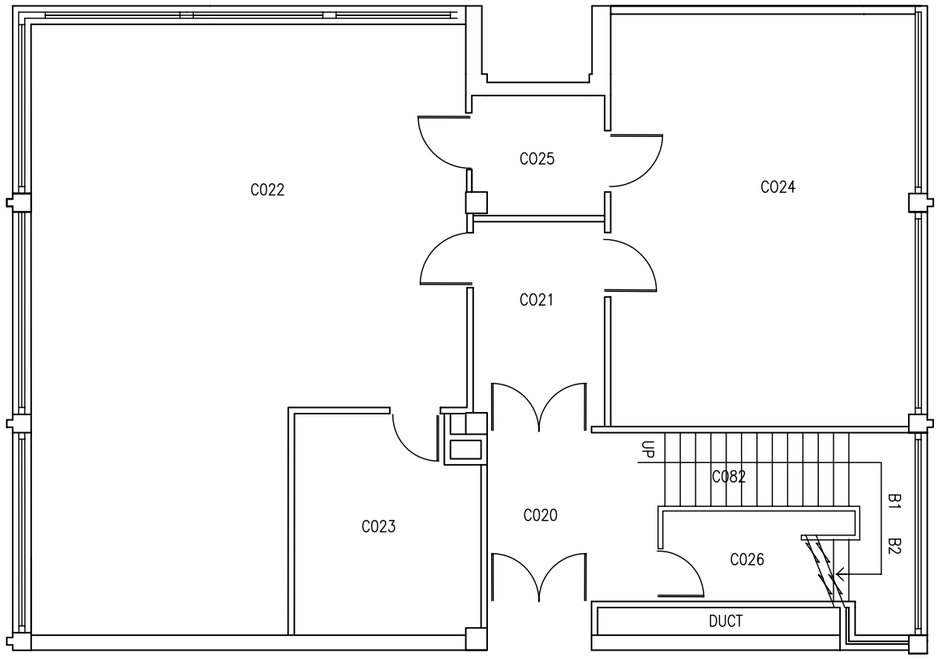

roadway to engineering yard

WRIGHT MOTTERSHAW
Consulting Civil & Structural Engineers

Drawn	Date	Scale 1:100
Job No.	Drawing No.	

GENERAL NOTES.

1. DO NOT SCALE FROM THIS DRAWING WORK TO FIGURED DIMENSIONS ONLY.
2. NO DEVIATION FROM THE DETAILS SHOWN ON THIS DRAWING IS ALLOWED WITHOUT PRIOR PERMISSION IN WRITING.
3. ALL DRAWINGS ARE TO BE READ IN CONJUNCTION WITH ALL ARCHITECTS, ENGINEERS AND SPECIALISTS DRAWINGS AND THE SPECIFICATION.

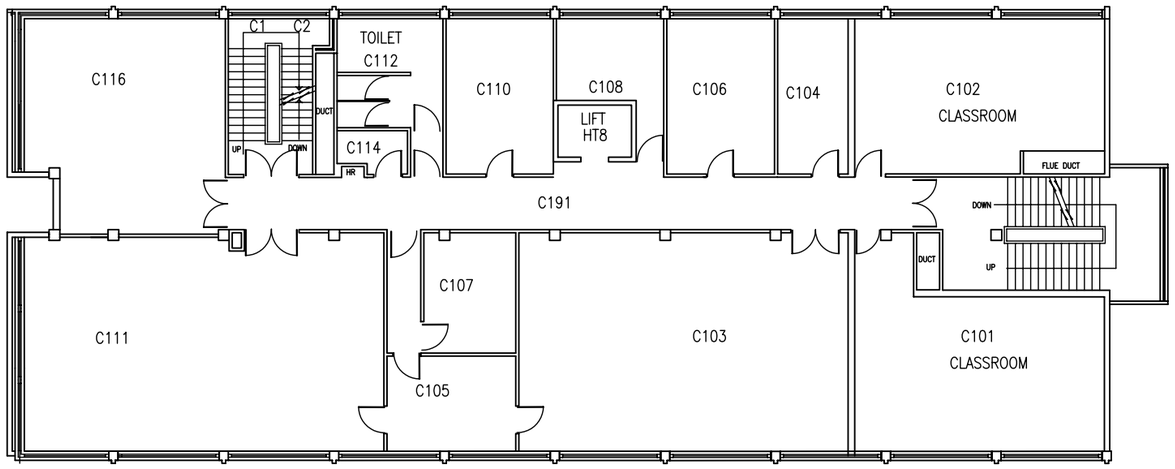

FIRST FLOOR C BUILDING

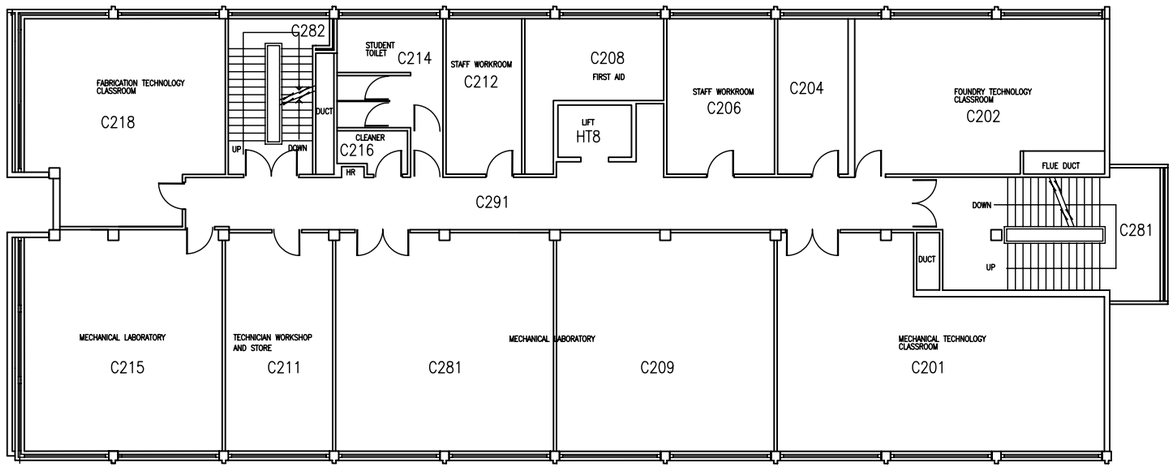

SECOND FLOOR

WRIGHT MOTTERSHAW
Consulting Civil & Structural Engineers

Drawn	Date	Scale 1:200
Job No.	Drawing No.	

GENERAL NOTES.

1. DO NOT SCALE FROM THIS DRAWING WORK TO FIGURED DIMENSIONS ONLY.
2. NO DEVIATION FROM THE DETAILS SHOWN ON THIS DRAWING IS ALLOWED WITHOUT PRIOR PERMISSION IN WRITING.
3. ALL DRAWINGS ARE TO BE READ IN CONJUNCTION WITH ALL ARCHITECTS, ENGINEERS AND SPECIALISTS DRAWINGS AND THE SPECIFICATION.

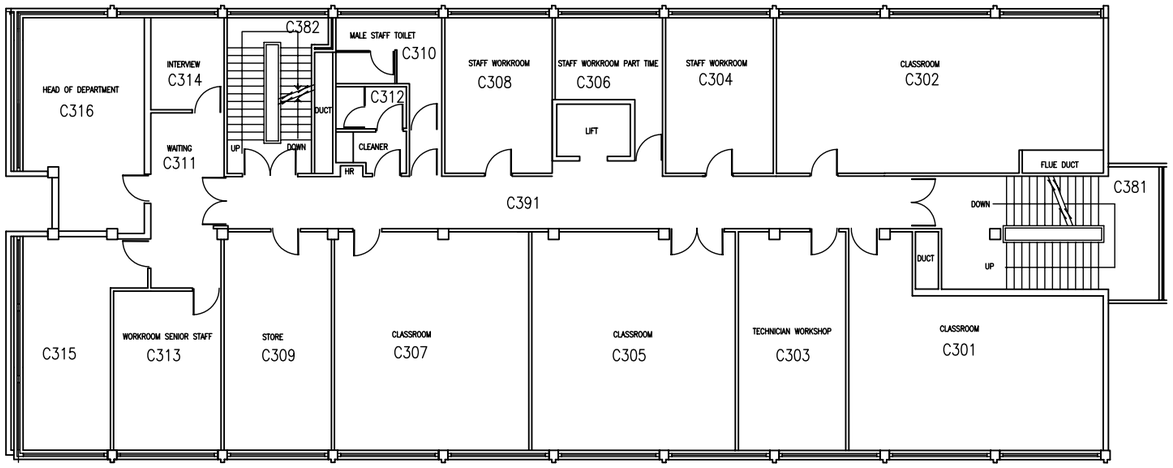

THIRD FLOOR C BUILDING

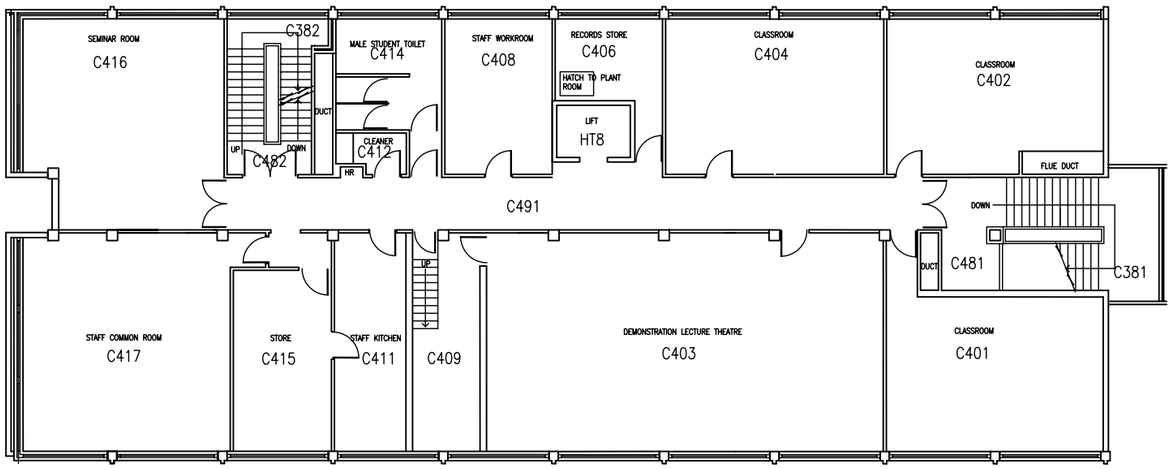

FOURTH FLOOR C BUILDING

WRIGHT MOTTERSHAW
Consulting Civil & Structural Engineers

Drawn	Date	Scale 1:200
Job No.	Drawing No.	

BLOCK D

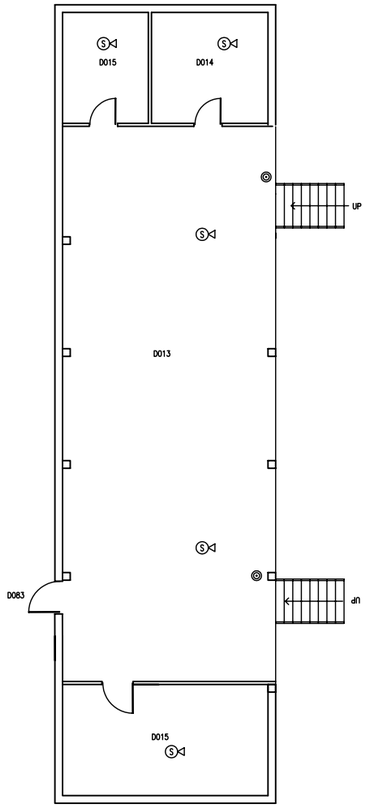

UPPER MEZZANINE

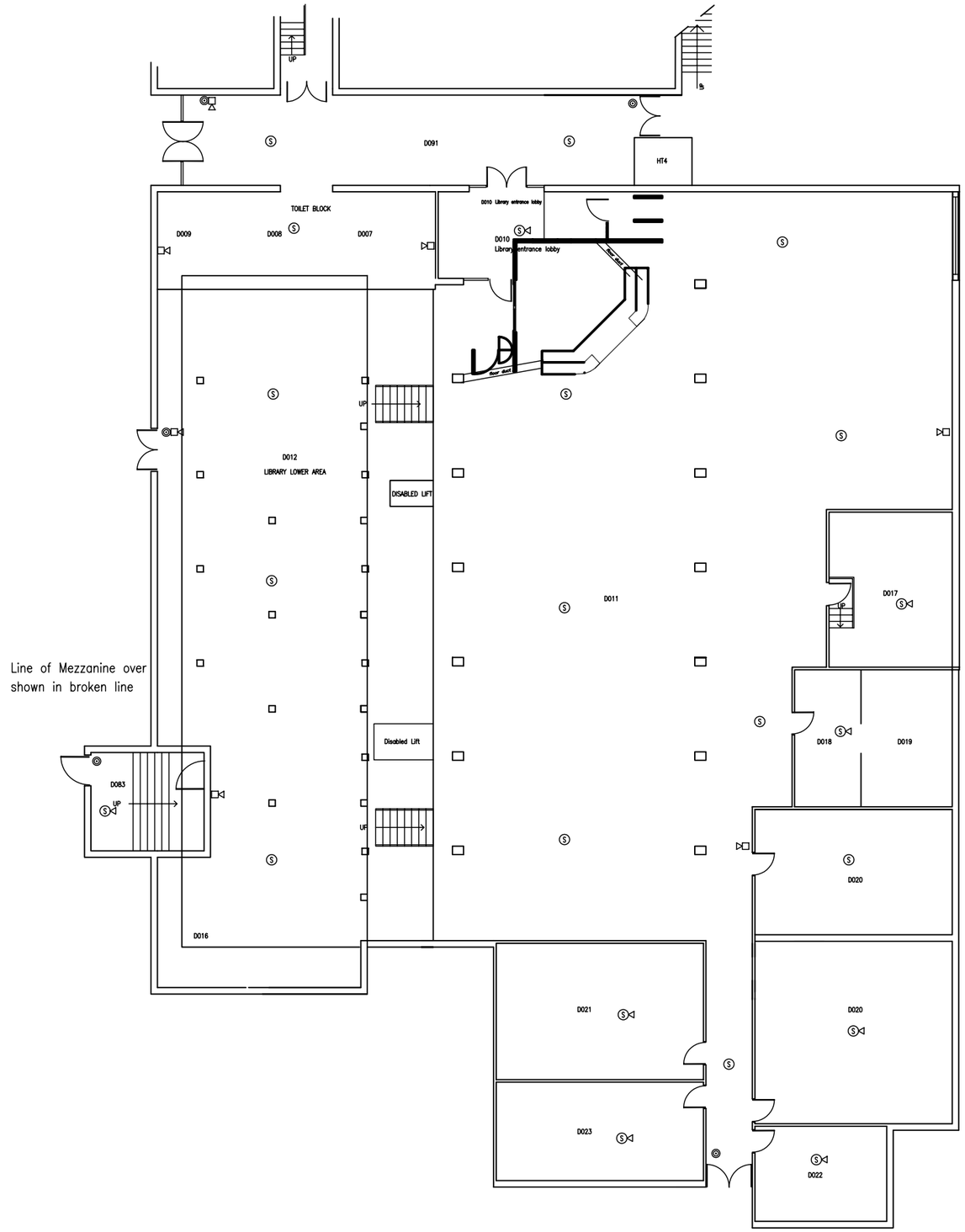

GROUND FLOOR

G E N E R A L N O T E S .

1. DO NOT SCALE FROM THIS DRAWING WORK TO FIGURED DIMENSIONS ONLY.
2. NO DEVIATION FROM THE DETAILS SHOWN ON THIS DRAWING IS ALLOWED WITHOUT PRIOR PERMISSION IN WRITING.
3. ALL DRAWINGS ARE TO BE READ IN CONJUNCTION WITH ALL ARCHITECTS, ENGINEERS AND SPECIALISTS DRAWINGS AND THE SPECIFICATION.

WRIGHT MOTTERSHAW
Consulting Civil & Structural Engineers

Drawn	Date	Scale 1:200
Job No.		Drawing No.

FIRST FLOOR

GENERAL NOTES.

1. DO NOT SCALE FROM THIS DRAWING WORK TO FIGURED DIMENSIONS ONLY.
2. NO DEVIATION FROM THE DETAILS SHOWN ON THIS DRAWING IS ALLOWED WITHOUT PRIOR PERMISSION IN WRITING.
3. ALL DRAWINGS ARE TO BE READ IN CONJUNCTION WITH ALL ARCHITECTS, ENGINEERS AND SPECIALISTS DRAWINGS AND THE SPECIFICATION.

WRIGHT MOTTERSHAW
Consulting Civil & Structural Engineers

Drawn	Date	Scale 1:200
Job No.	Drawing No.	

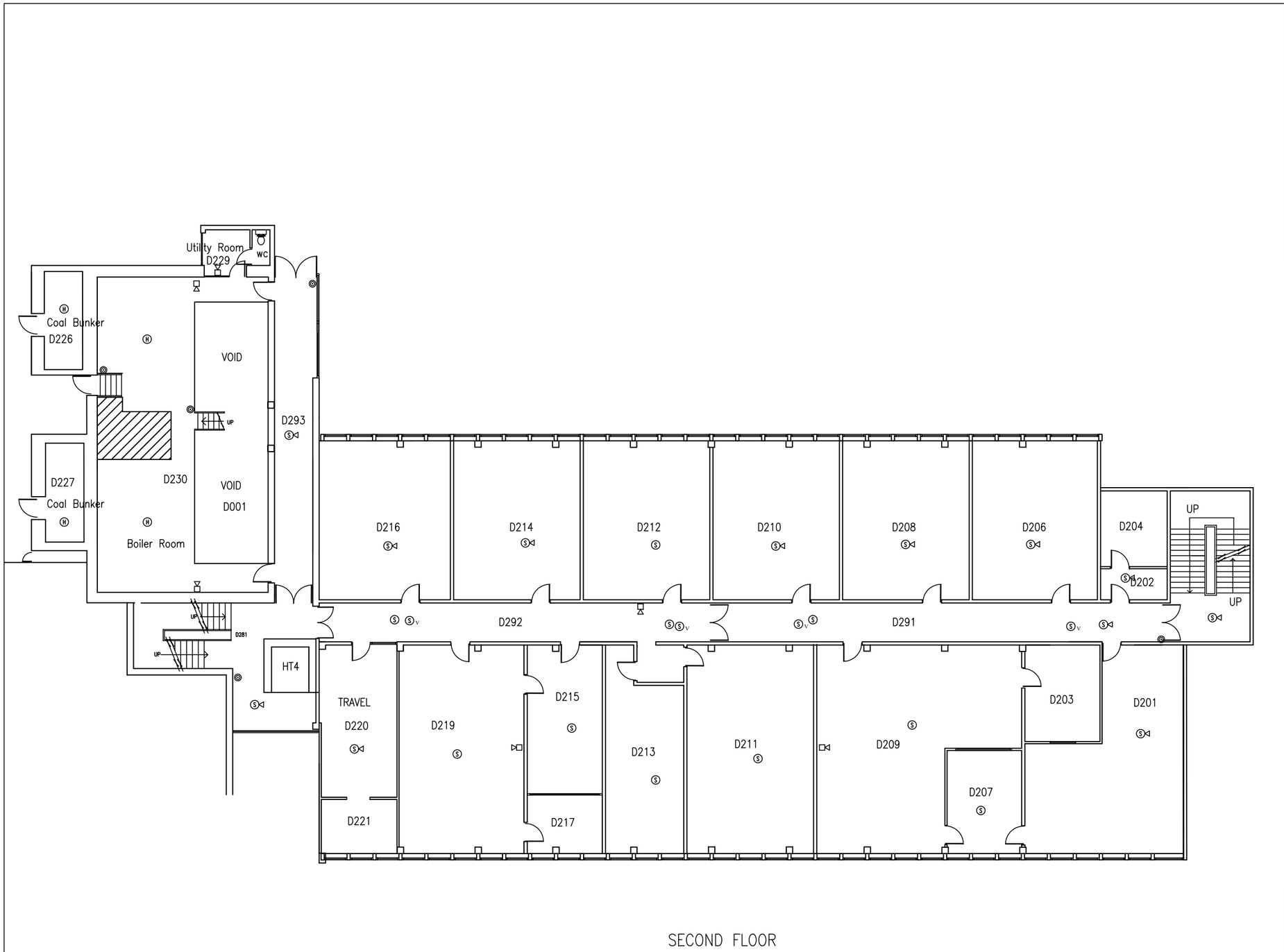

SECOND FLOOR

GENERAL NOTES.

1. DO NOT SCALE FROM THIS DRAWING WORK TO FIGURED DIMENSIONS ONLY.
2. NO DEVIATION FROM THE DETAILS SHOWN ON THIS DRAWING IS ALLOWED WITHOUT PRIOR PERMISSION IN WRITING.
3. ALL DRAWINGS ARE TO BE READ IN CONJUNCTION WITH ALL ARCHITECTS, ENGINEERS AND SPECIALISTS DRAWINGS AND THE SPECIFICATION.

WRIGHT MOTTERSHAW
Consulting Civil & Structural Engineers

Drawn	Date	Scale 1:200
Job No.	Drawing No.	

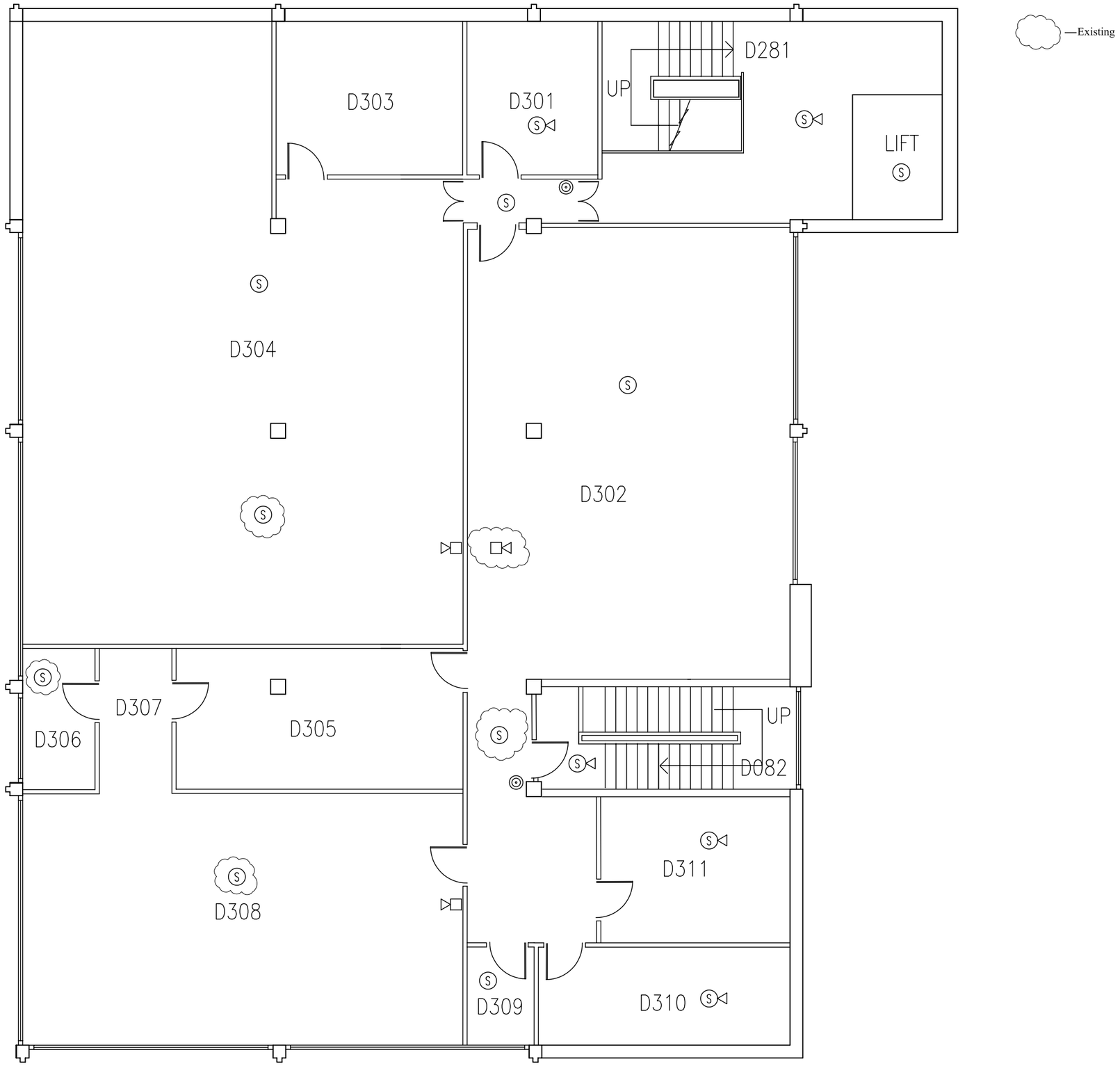

—Existing

THIRD FLOOR

GENERAL NOTES.

1. DO NOT SCALE FROM THIS DRAWING WORK TO FIGURED DIMENSIONS ONLY.
2. NO DEVIATION FROM THE DETAILS SHOWN ON THIS DRAWING IS ALLOWED WITHOUT PRIOR PERMISSION IN WRITING.
3. ALL DRAWINGS ARE TO BE READ IN CONJUNCTION WITH ALL ARCHITECTS, ENGINEERS AND SPECIALISTS DRAWINGS AND THE SPECIFICATION.

WRIGHT MOTTERSHAW
Consulting Civil & Structural Engineers

Drawn	Date	Scale
		1:200
Job No.	Drawing No.	

BLOCK E

GENERAL NOTES.

1. DO NOT SCALE FROM THIS DRAWING WORK TO FIGURED DIMENSIONS ONLY.
2. NO DEVIATION FROM THE DETAILS SHOWN ON THIS DRAWING IS ALLOWED WITHOUT PRIOR PERMISSION IN WRITING.
3. ALL DRAWINGS ARE TO BE READ IN CONJUNCTION WITH ALL ARCHITECTS, ENGINEERS AND SPECIALISTS DRAWINGS AND THE SPECIFICATION.

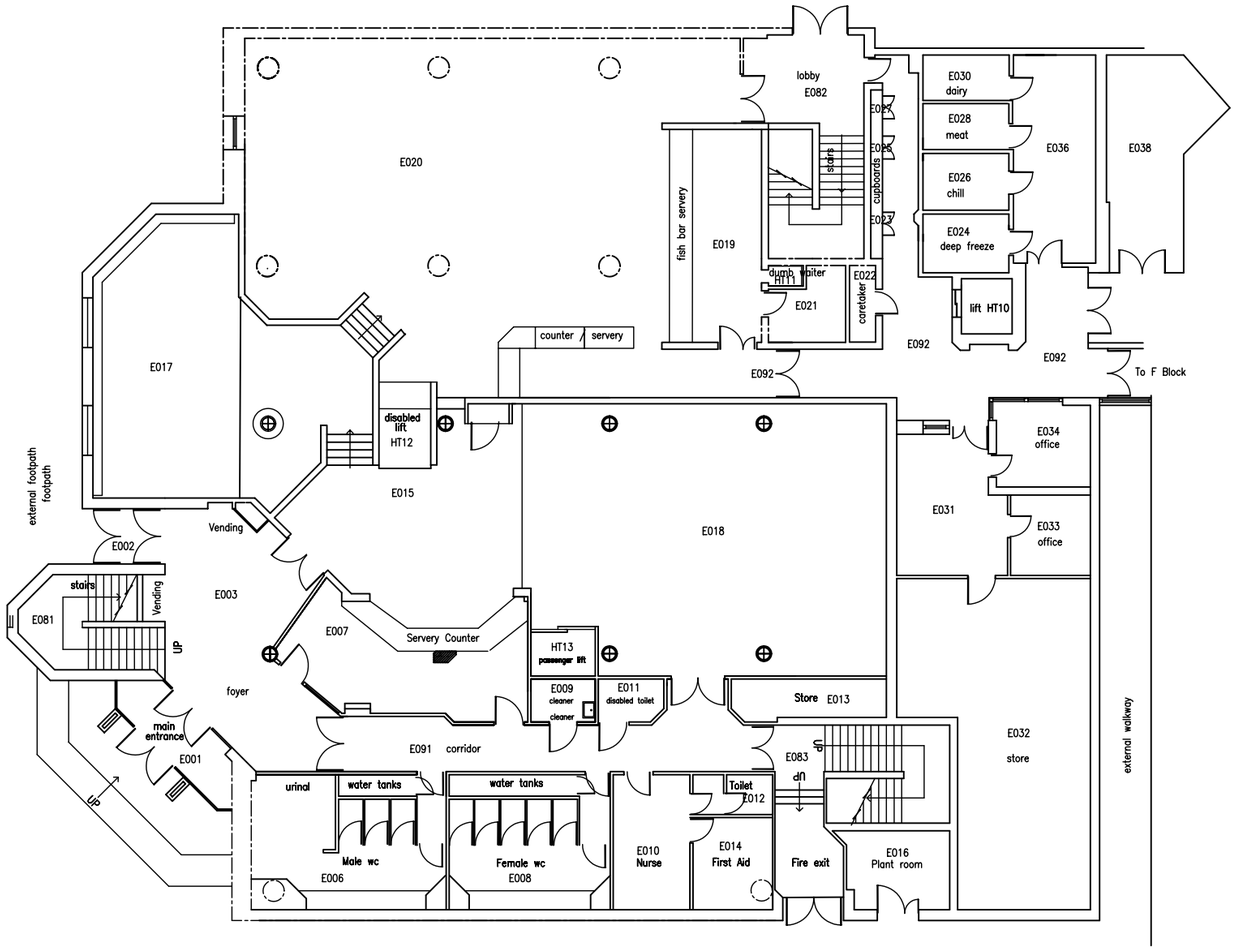

E Block Existing Ground Floor Plan

WRIGHT MOTTERSHAW
Consulting Civil & Structural Engineers

Drawn	Date	Scale 1:200
Job No.	Drawing No.	

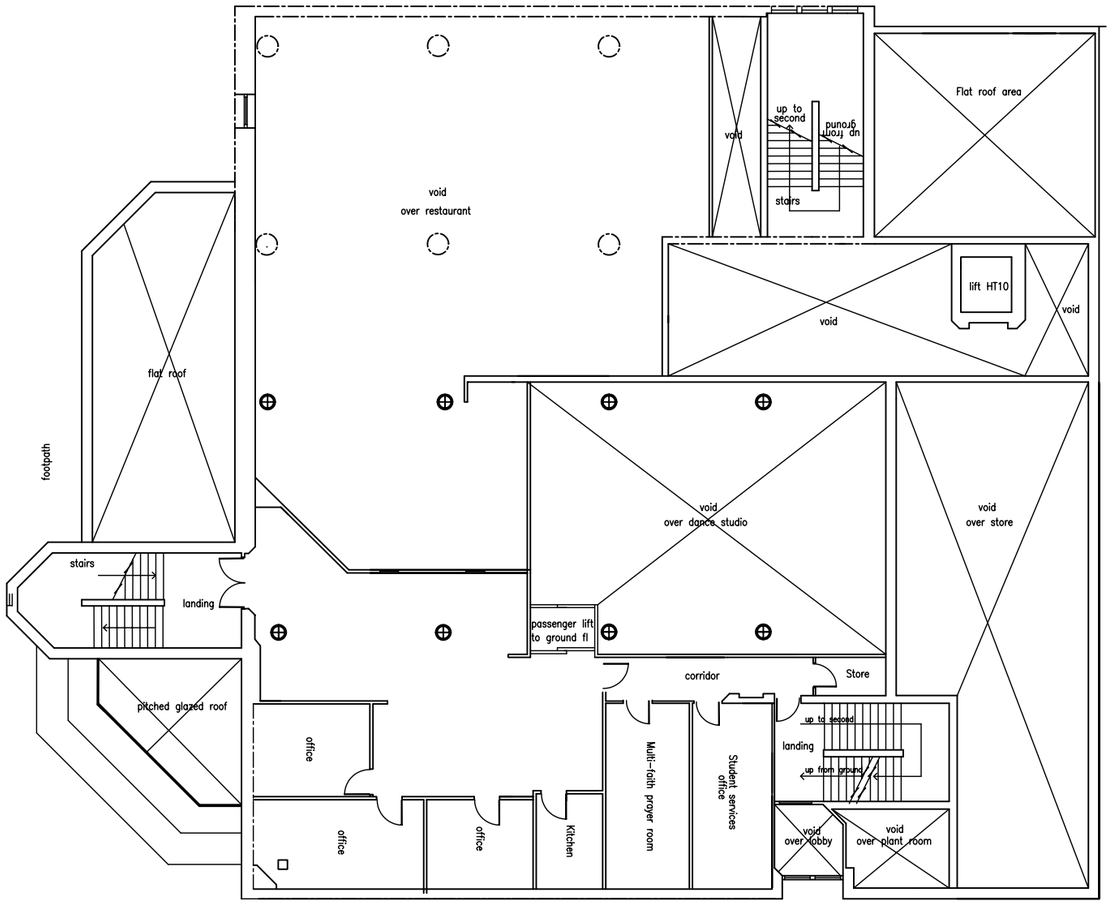

GENERAL NOTES.

1. DO NOT SCALE FROM THIS DRAWING WORK TO FIGURED DIMENSIONS ONLY.
2. NO DEVIATION FROM THE DETAILS SHOWN ON THIS DRAWING IS ALLOWED WITHOUT PRIOR PERMISSION IN WRITING.
3. ALL DRAWINGS ARE TO BE READ IN CONJUNCTION WITH ALL ARCHITECTS, ENGINEERS AND SPECIALISTS DRAWINGS AND THE SPECIFICATION.

WRIGHT MOTTERSHAW
Consulting Civil & Structural Engineers

Drawn	Date	Scale 1:200
Job No.	Drawing No.	

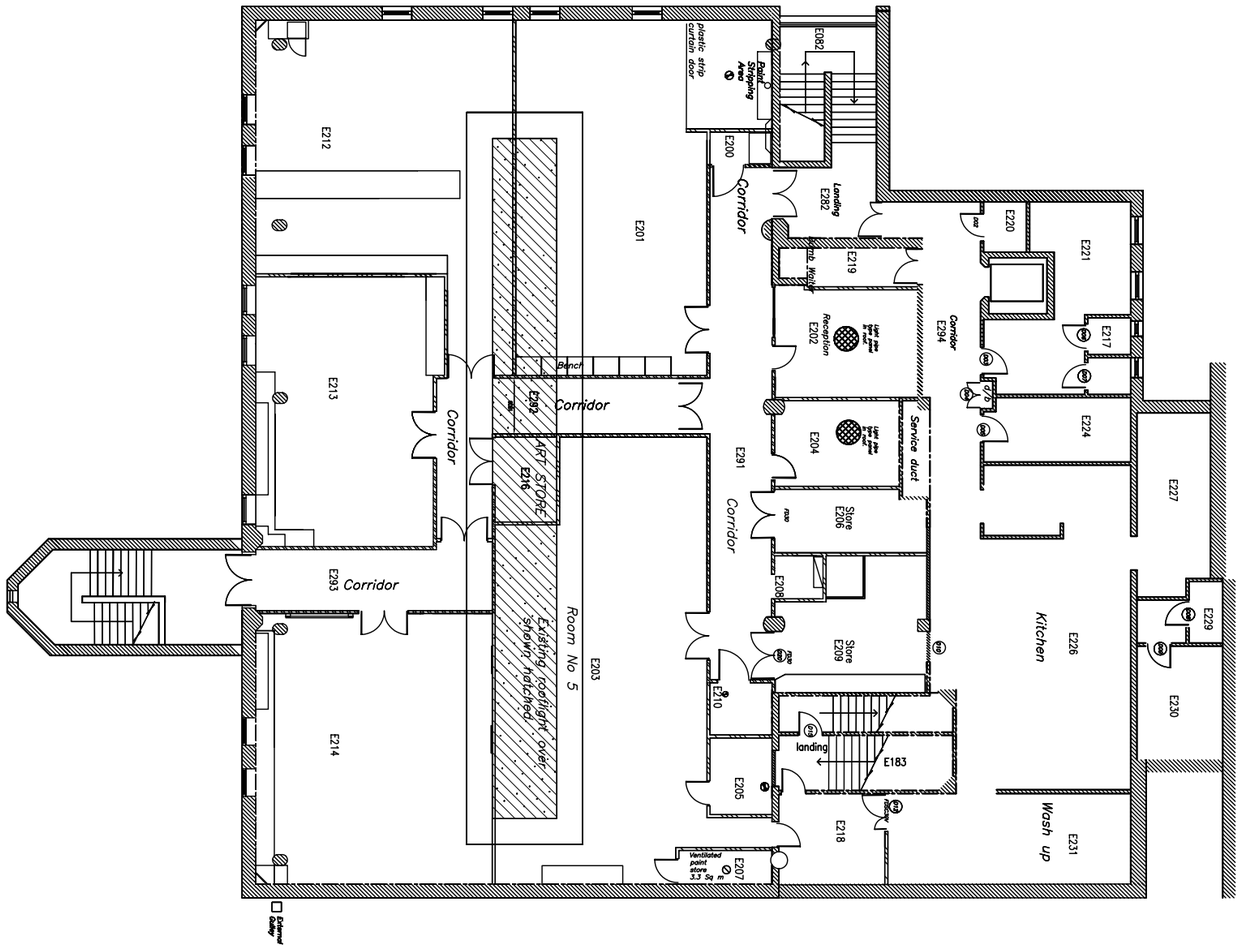

GENERAL NOTES.

1. DO NOT SCALE FROM THIS DRAWING WORK TO FIGURED DIMENSIONS ONLY.
2. NO DEVIATION FROM THE DETAILS SHOWN ON THIS DRAWING IS ALLOWED WITHOUT PRIOR PERMISSION IN WRITING.
3. ALL DRAWINGS ARE TO BE READ IN CONJUNCTION WITH ALL ARCHITECTS, ENGINEERS AND SPECIALISTS DRAWINGS AND THE SPECIFICATION.

WRIGHT MOTTERSHAW
Consulting Civil & Structural Engineers

Drawn	Date	Scale 1:200
Job No.	Drawing No.	

BLOCK F

GENERAL NOTES.

1. DO NOT SCALE FROM THIS DRAWING WORK TO FIGURED DIMENSIONS ONLY.
2. NO DEVIATION FROM THE DETAILS SHOWN ON THIS DRAWING IS ALLOWED WITHOUT PRIOR PERMISSION IN WRITING.
3. ALL DRAWINGS ARE TO BE READ IN CONJUNCTION WITH ALL ARCHITECTS, ENGINEERS AND SPECIALISTS DRAWINGS AND THE SPECIFICATION.

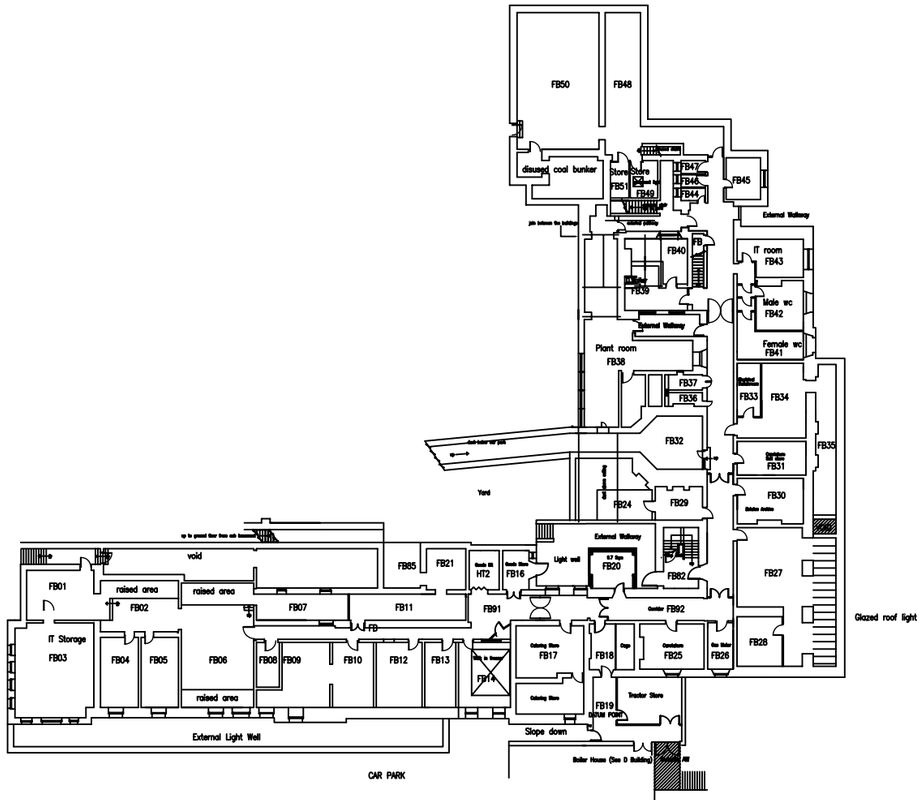

F BUILDING – BASEMENT AS EXISTING

WRIGHT MOTTERSHAW
Consulting Civil & Structural Engineers

Drawn	Date	Scale 1:500
Job No.	Drawing No.	

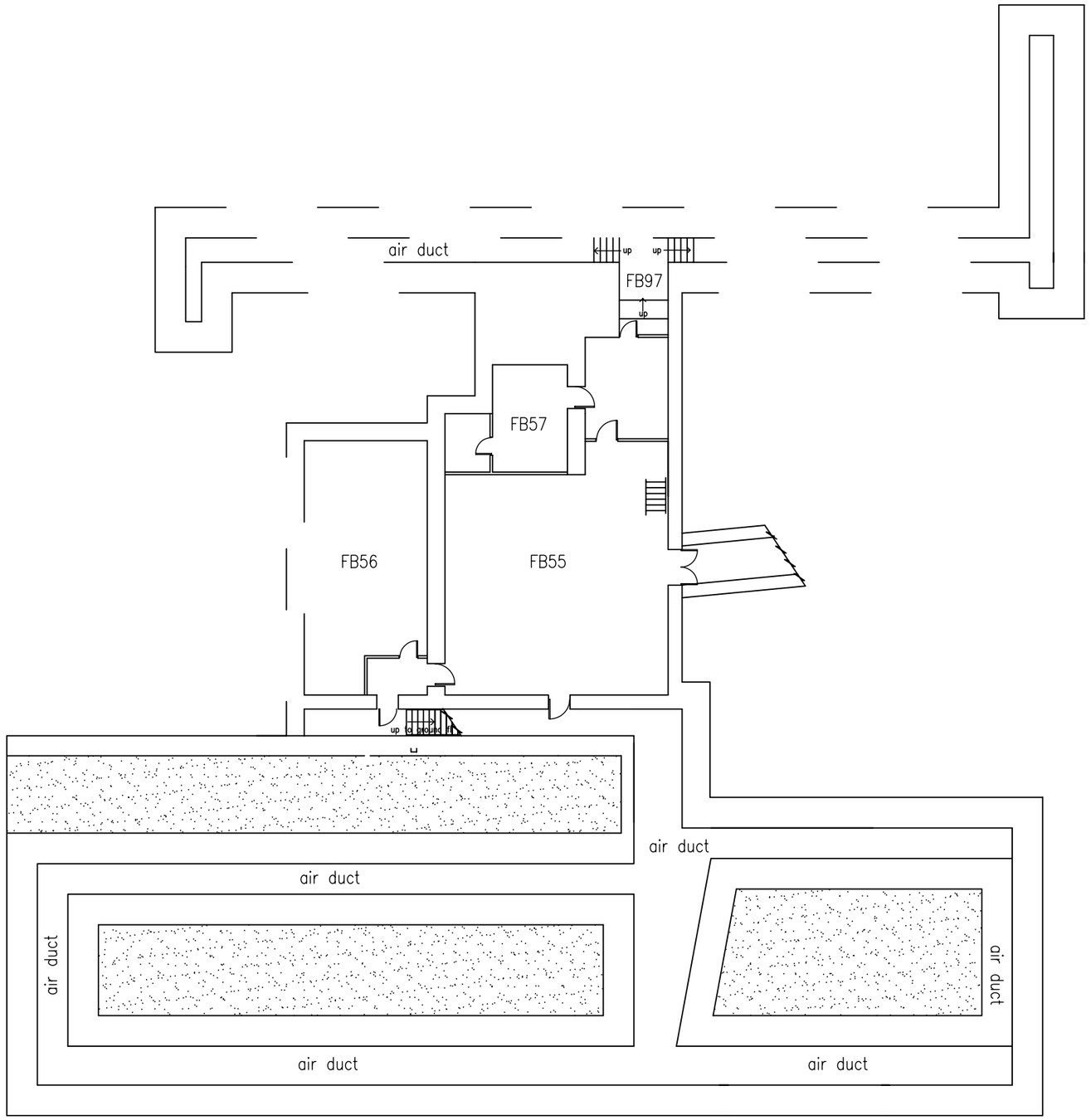

F BUILDING SUB-BASEMENT – AS EXISTING

G E N E R A L N O T E S .

1. DO NOT SCALE FROM THIS DRAWING WORK TO FIGURED DIMENSIONS ONLY.
2. NO DEVIATION FROM THE DETAILS SHOWN ON THIS DRAWING IS ALLOWED WITHOUT PRIOR PERMISSION IN WRITING.
3. ALL DRAWINGS ARE TO BE READ IN CONJUNCTION WITH ALL ARCHITECTS, ENGINEERS AND SPECIALISTS DRAWINGS AND THE SPECIFICATION.

WRIGHT MOTTERSHAW
Consulting Civil & Structural Engineers

Drawn	Date	Scale 1 : 200
Job No.	Drawing No.	

GENERAL NOTES.

1. DO NOT SCALE FROM THIS DRAWING WORK TO FIGURED DIMENSIONS ONLY.
2. NO DEVIATION FROM THE DETAILS SHOWN ON THIS DRAWING IS ALLOWED WITHOUT PRIOR PERMISSION IN WRITING.
3. ALL DRAWINGS ARE TO BE READ IN CONJUNCTION WITH ALL ARCHITECTS, ENGINEERS AND SPECIALISTS DRAWINGS AND THE SPECIFICATION.

THIS AREA ONLY ON GROUND FLOOR

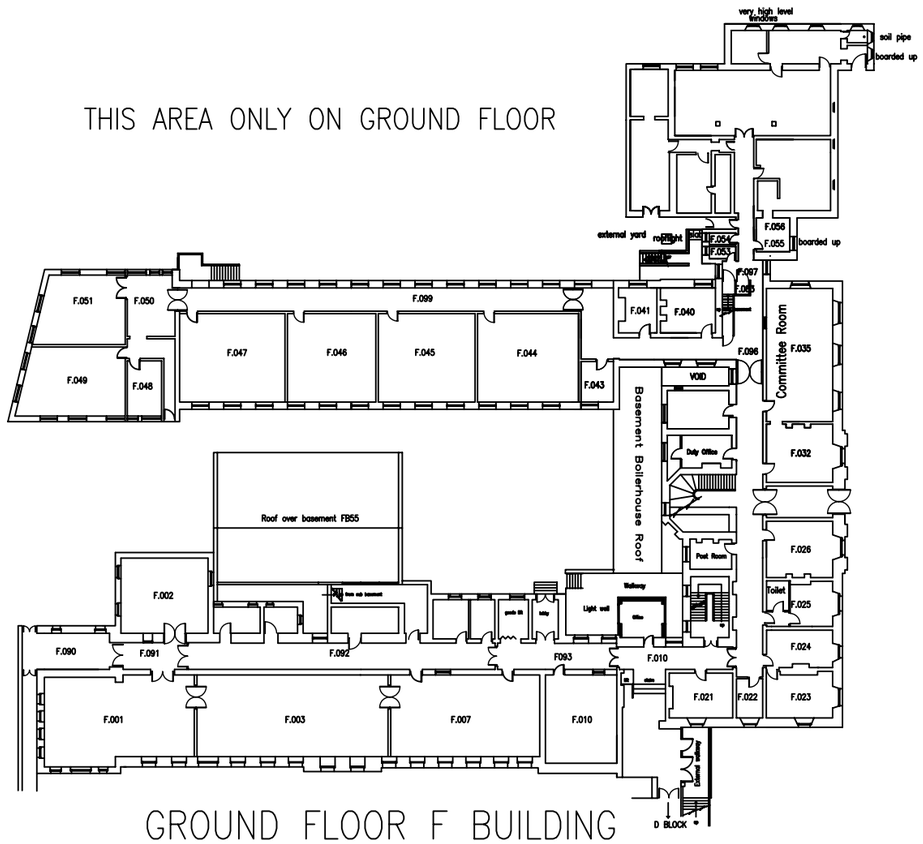

GROUND FLOOR F BUILDING

WRIGHT MOTTERSHAW
Consulting Civil & Structural Engineers

Drawn	Date	Scale 1:500
Job No.	Drawing No.	

G E N E R A L N O T E S .

1. DO NOT SCALE FROM THIS DRAWING WORK TO FIGURED DIMENSIONS ONLY.

2. NO DEVIATION FROM THE DETAILS SHOWN ON THIS DRAWING IS ALLOWED WITHOUT PRIOR PERMISSION IN WRITING.

3. ALL DRAWINGS ARE TO BE READ IN CONJUNCTION WITH ALL ARCHITECTS, ENGINEERS AND SPECIALISTS DRAWINGS AND THE SPECIFICATION.

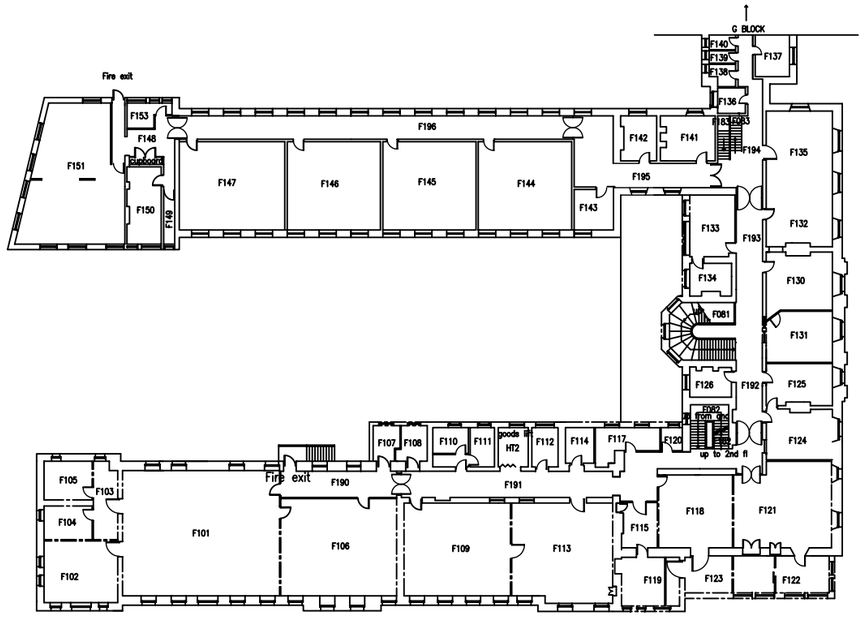

F BUILDING – FIRST FLOOR AS EXISTING

WRIGHT MOTTERSHAW
Consulting Civil & Structural Engineers

Drawn	Date	Scale 1:500
Job No.	Drawing No.	

GENERAL NOTES.

1. DO NOT SCALE FROM THIS DRAWING WORK TO FIGURED DIMENSIONS ONLY.
2. NO DEVIATION FROM THE DETAILS SHOWN ON THIS DRAWING IS ALLOWED WITHOUT PRIOR PERMISSION IN WRITING.
3. ALL DRAWINGS ARE TO BE READ IN CONJUNCTION WITH ALL ARCHITECTS, ENGINEERS AND SPECIALISTS DRAWINGS AND THE SPECIFICATION.

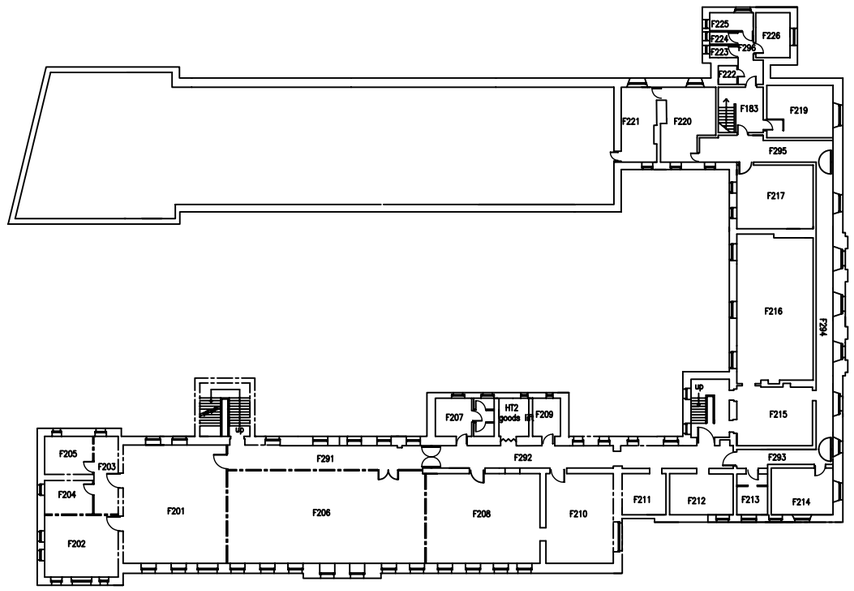

F BUILDING – SECOND FLOOR AS EXISTING

WRIGHT MOTTERSHAW
Consulting Civil & Structural Engineers

Drawn	Date	Scale 1:500
Job No.	Drawing No.	

BLOCK G

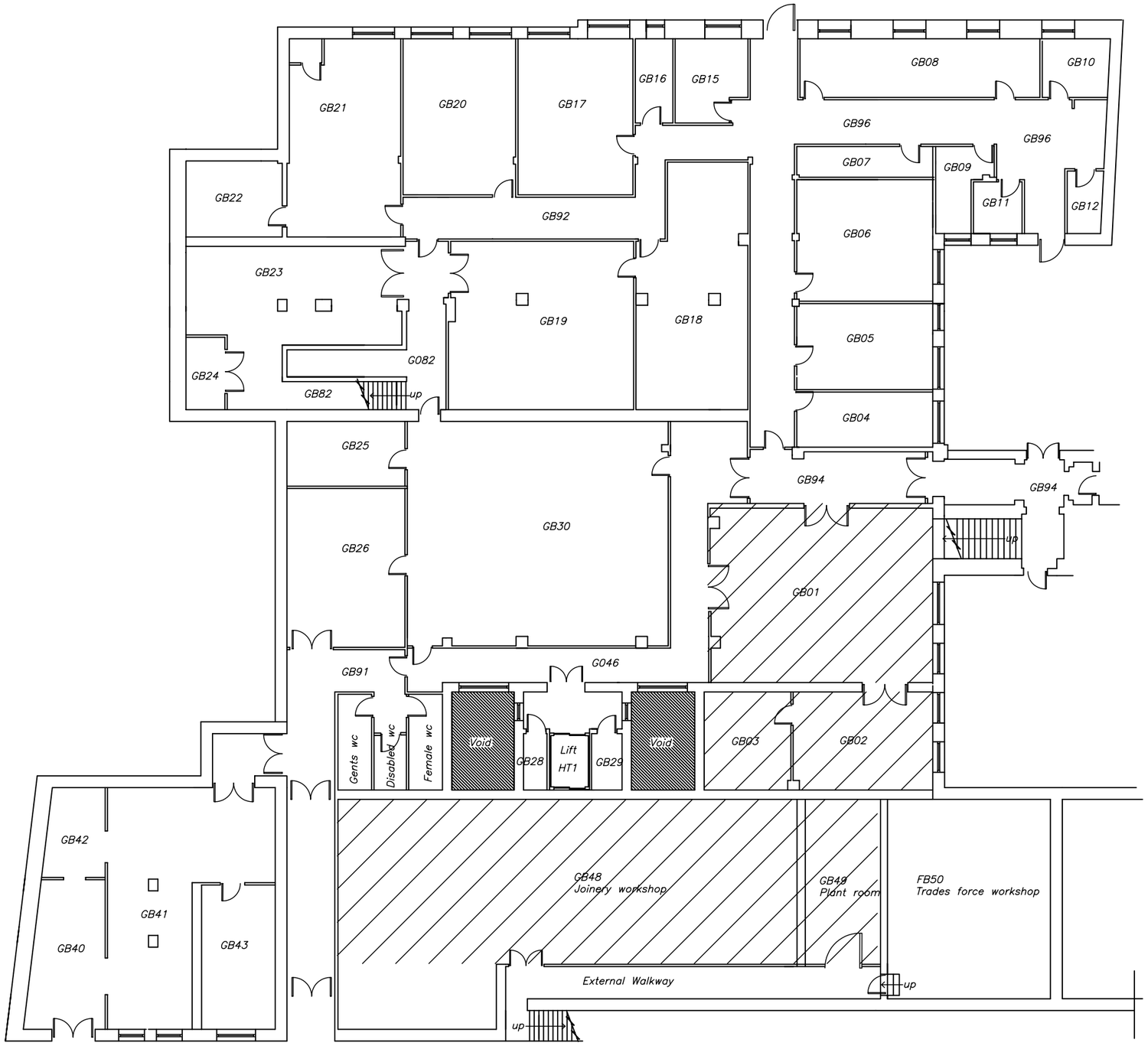

G BLOCK – EXISTING BASEMENT FLOOR PLAN

G E N E R A L N O T E S .

1. DO NOT SCALE FROM THIS DRAWING WORK TO FIGURED DIMENSIONS ONLY.
2. NO DEVIATION FROM THE DETAILS SHOWN ON THIS DRAWING IS ALLOWED WITHOUT PRIOR PERMISSION IN WRITING.
3. ALL DRAWINGS ARE TO BE READ IN CONJUNCTION WITH ALL ARCHITECTS, ENGINEERS AND SPECIALISTS DRAWINGS AND THE SPECIFICATION.

WRIGHT MOTTERSHAW
Consulting Civil & Structural Engineers

Drawn	Date	Scale 1:200
Job No.	Drawing No.	

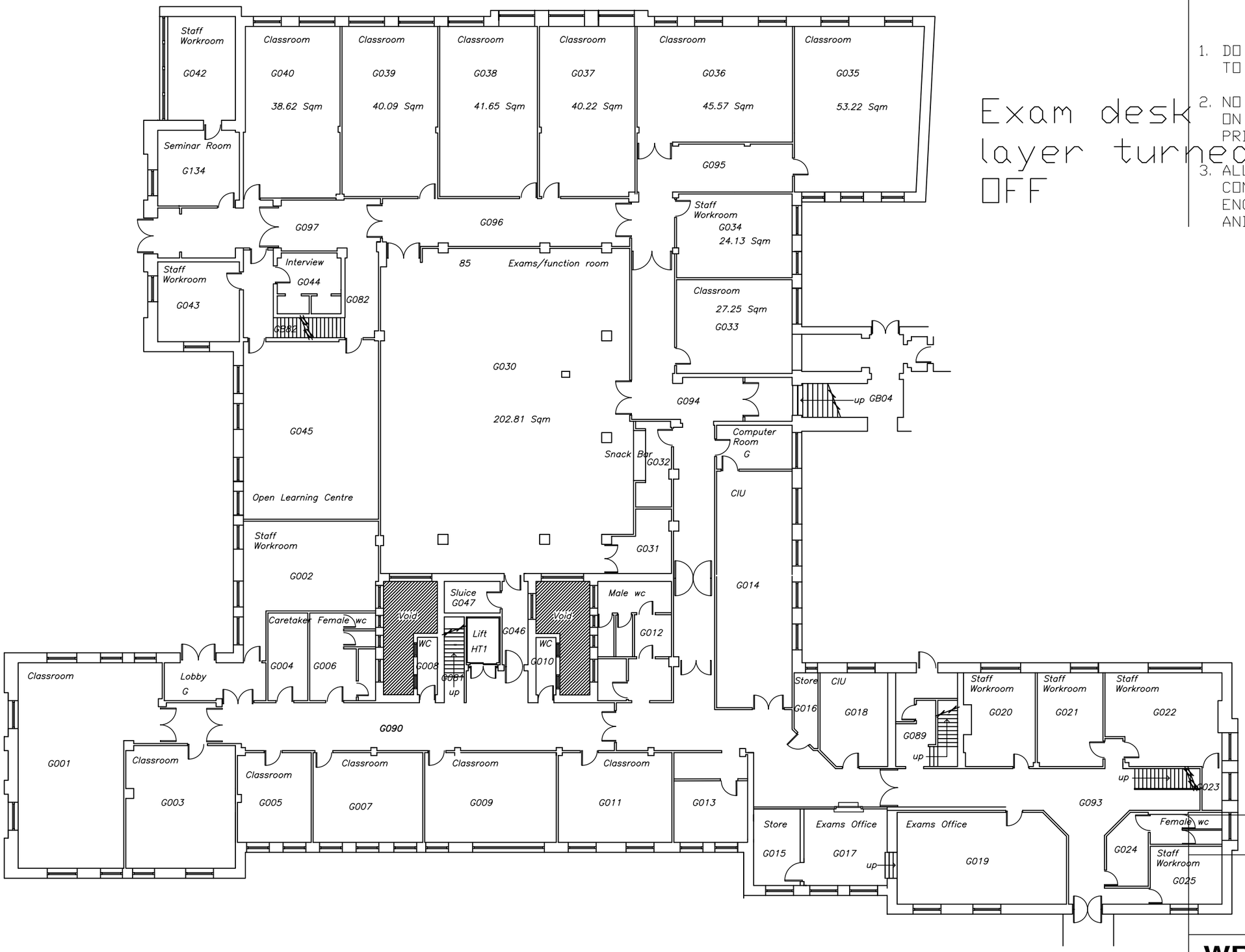

Exam desk layer turned OFF

G E N E R A L N O T E S .

1. DO NOT SCALE FROM THIS DRAWING WORK TO FIGURED DIMENSIONS ONLY.
2. NO DEVIATION FROM THE DETAILS SHOWN ON THIS DRAWING IS ALLOWED WITHOUT PRIOR PERMISSION IN WRITING.
3. ALL DRAWINGS ARE TO BE READ IN CONJUNCTION WITH ALL ARCHITECTS, ENGINEERS AND SPECIALISTS DRAWINGS AND THE SPECIFICATION.

G BLOCK – EXISTING GROUND FLOOR PLAN

WRIGHT MOTTERSHAW
Consulting Civil & Structural Engineers

Drawn	Date	Scale 1:200
Job No.	Drawing No.	

GENERAL NOTES.

1. DO NOT SCALE FROM THIS DRAWING WORK TO FIGURED DIMENSIONS ONLY.

2. NO DEVIATION FROM THE DETAILS SHOWN ON THIS DRAWING IS ALLOWED WITHOUT PRIOR PERMISSION IN WRITING.

3. ALL DRAWINGS ARE TO BE READ IN CONJUNCTION WITH ALL ARCHITECTS, ENGINEERS AND SPECIALISTS DRAWINGS AND THE SPECIFICATION.

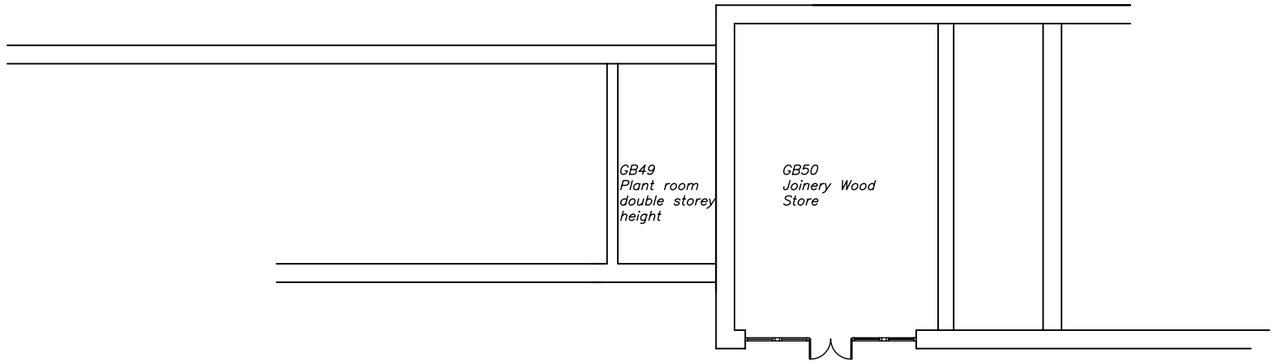

G BLOCK – EXISTING MEZZANINE

WRIGHT MOTTERSHAW
Consulting Civil & Structural Engineers

Drawn	Date	Scale 1:200
Job No.	Drawing No.	

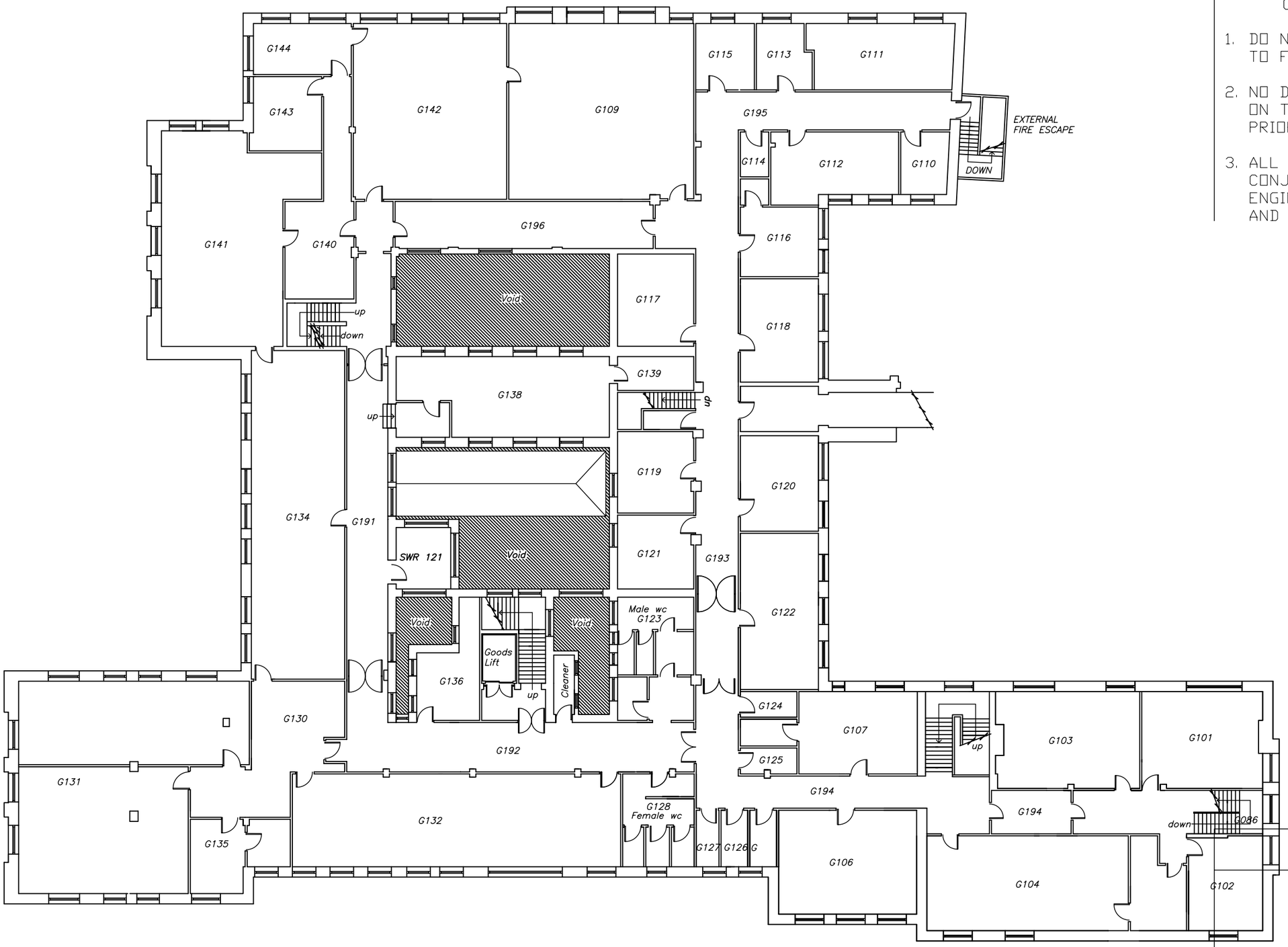

G BLOCK – EXISTING FIRST FLOOR PLAN

GENERAL NOTES.

1. DO NOT SCALE FROM THIS DRAWING WORK TO FIGURED DIMENSIONS ONLY.
2. NO DEVIATION FROM THE DETAILS SHOWN ON THIS DRAWING IS ALLOWED WITHOUT PRIOR PERMISSION IN WRITING.
3. ALL DRAWINGS ARE TO BE READ IN CONJUNCTION WITH ALL ARCHITECTS, ENGINEERS AND SPECIALISTS DRAWINGS AND THE SPECIFICATION.

WRIGHT MOTTERSHAW
Consulting Civil & Structural Engineers

Drawn	Date	Scale 1:200
Job No.	Drawing No.	

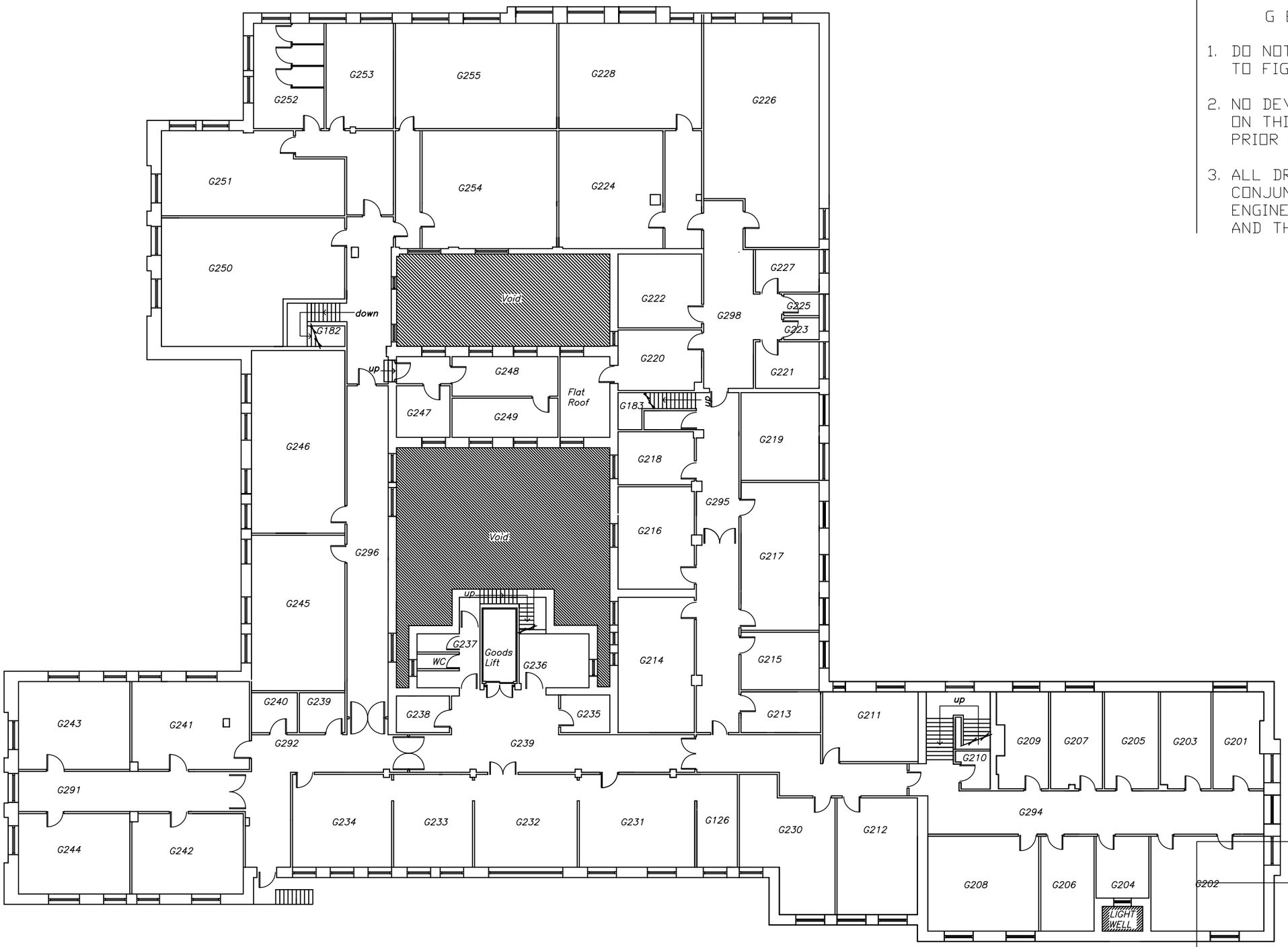

G BLOCK – EXISTING SECOND FLOOR PLAN

G E N E R A L N O T E S .

1. DO NOT SCALE FROM THIS DRAWING WORK TO FIGURED DIMENSIONS ONLY.
2. NO DEVIATION FROM THE DETAILS SHOWN ON THIS DRAWING IS ALLOWED WITHOUT PRIOR PERMISSION IN WRITING.
3. ALL DRAWINGS ARE TO BE READ IN CONJUNCTION WITH ALL ARCHITECTS, ENGINEERS AND SPECIALISTS DRAWINGS AND THE SPECIFICATION.

WRIGHT MOTTERSHAW
Consulting Civil & Structural Engineers

Drawn	Date	Scale 1:200
Job No.	Drawing No.	

BLOCKS H + K

GENERAL NOTES.

1. DO NOT SCALE FROM THIS DRAWING WORK TO FIGURED DIMENSIONS ONLY.

2. NO DEVIATION FROM THE DETAILS SHOWN ON THIS DRAWING IS ALLOWED WITHOUT PRIOR PERMISSION IN WRITING.

3. ALL DRAWINGS ARE TO BE READ IN CONJUNCTION WITH ALL ARCHITECTS, ENGINEERS AND SPECIALISTS DRAWINGS AND THE SPECIFICATION.

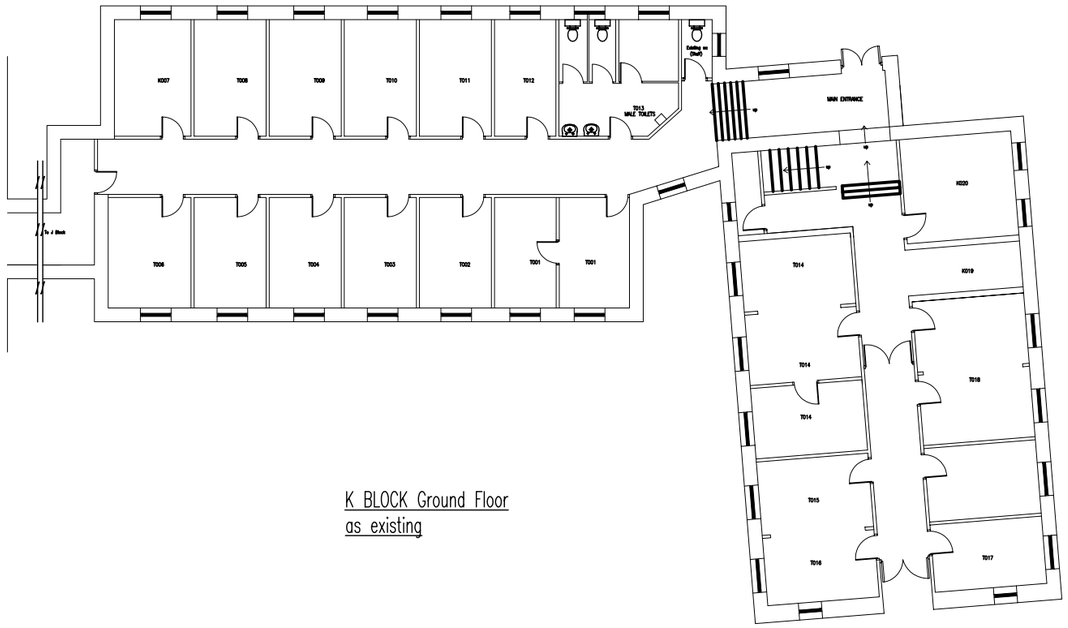

K BLOCK Ground Floor
as existing

WRIGHT MOTTERSHAW
Consulting Civil & Structural Engineers

Drawn	Date	Scale 1:200
Job No.	Drawing No.	

GENERAL NOTES.

1. DO NOT SCALE FROM THIS DRAWING WORK TO FIGURED DIMENSIONS ONLY.

2. NO DEVIATION FROM THE DETAILS SHOWN ON THIS DRAWING IS ALLOWED WITHOUT PRIOR PERMISSION IN WRITING.

3. ALL DRAWINGS ARE TO BE READ IN CONJUNCTION WITH ALL ARCHITECTS, ENGINEERS AND SPECIALISTS DRAWINGS AND THE SPECIFICATION.

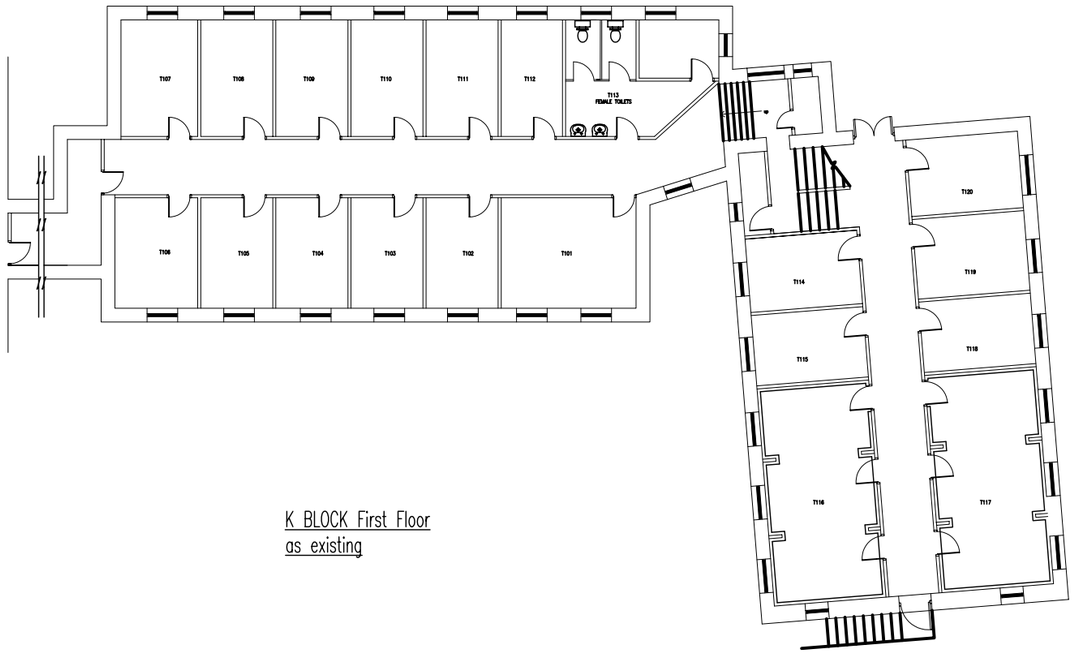

K BLOCK First Floor
as existing

WRIGHT MOTTERSHAW
Consulting Civil & Structural Engineers

Drawn	Date	Scale 1:200
Job No.	Drawing No.	

GENERAL NOTES.

1. DO NOT SCALE FROM THIS DRAWING WORK TO FIGURED DIMENSIONS ONLY.

2. NO DEVIATION FROM THE DETAILS SHOWN ON THIS DRAWING IS ALLOWED WITHOUT PRIOR PERMISSION IN WRITING.

3. ALL DRAWINGS ARE TO BE READ IN CONJUNCTION WITH ALL ARCHITECTS, ENGINEERS AND SPECIALISTS DRAWINGS AND THE SPECIFICATION.

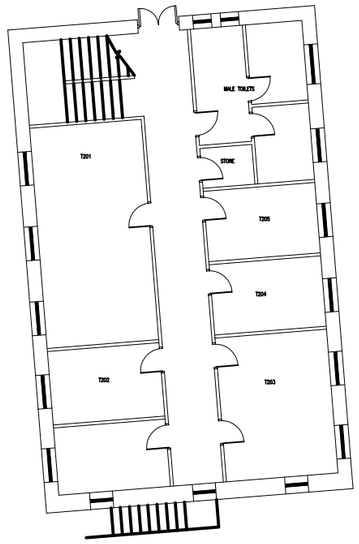

K BLOCK Second Floor
as existing

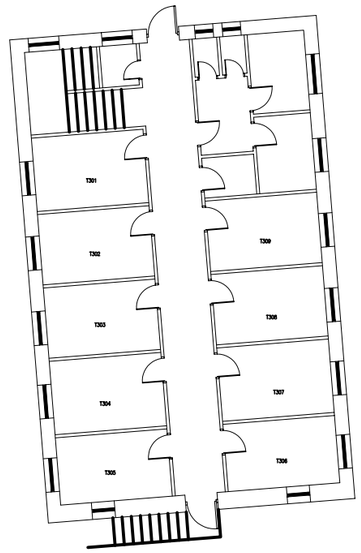

K BLOCK Third Floor
as existing

WRIGHT MOTTERSHAW
Consulting Civil & Structural Engineers

Drawn	Date	Scale 1:200
Job No.	Drawing No.	

BLOCK J

G E N E R A L N O T E S.

1. DO NOT SCALE FROM THIS DRAWING WORK TO FIGURED DIMENSIONS ONLY.
2. NO DEVIATION FROM THE DETAILS SHOWN ON THIS DRAWING IS ALLOWED WITHOUT PRIOR PERMISSION IN WRITING.
3. ALL DRAWINGS ARE TO BE READ IN CONJUNCTION WITH ALL ARCHITECTS, ENGINEERS AND SPECIALISTS DRAWINGS AND THE SPECIFICATION.

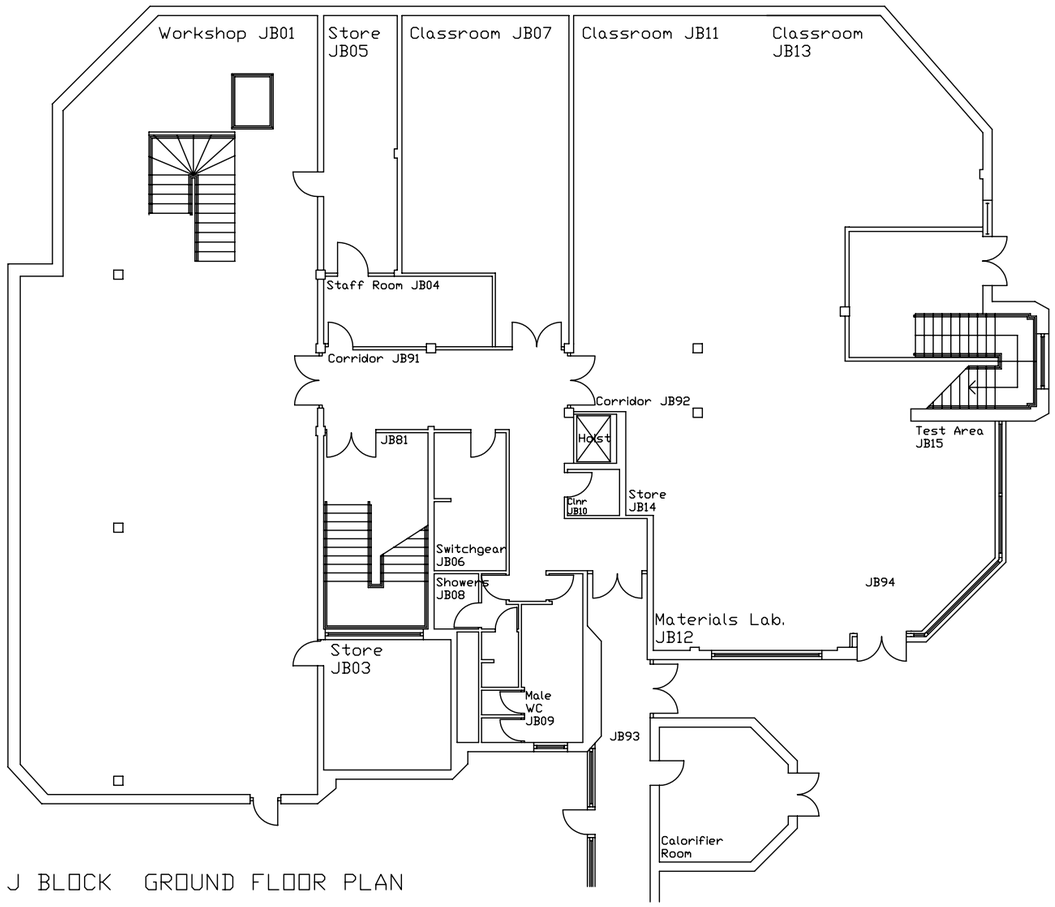

J BLOCK GROUND FLOOR PLAN

WRIGHT MOTTERSHAW
Consulting Civil & Structural Engineers

Drawn	Date	Scale 1:200
Job No.	Drawing No.	

GENERAL NOTES.

1. DO NOT SCALE FROM THIS DRAWING WORK TO FIGURED DIMENSIONS ONLY.

2. NO DEVIATION FROM THE DETAILS SHOWN ON THIS DRAWING IS ALLOWED WITHOUT PRIOR PERMISSION IN WRITING.

3. ALL DRAWINGS ARE TO BE READ IN CONJUNCTION WITH ALL ARCHITECTS, ENGINEERS AND SPECIALISTS DRAWINGS AND THE SPECIFICATION.

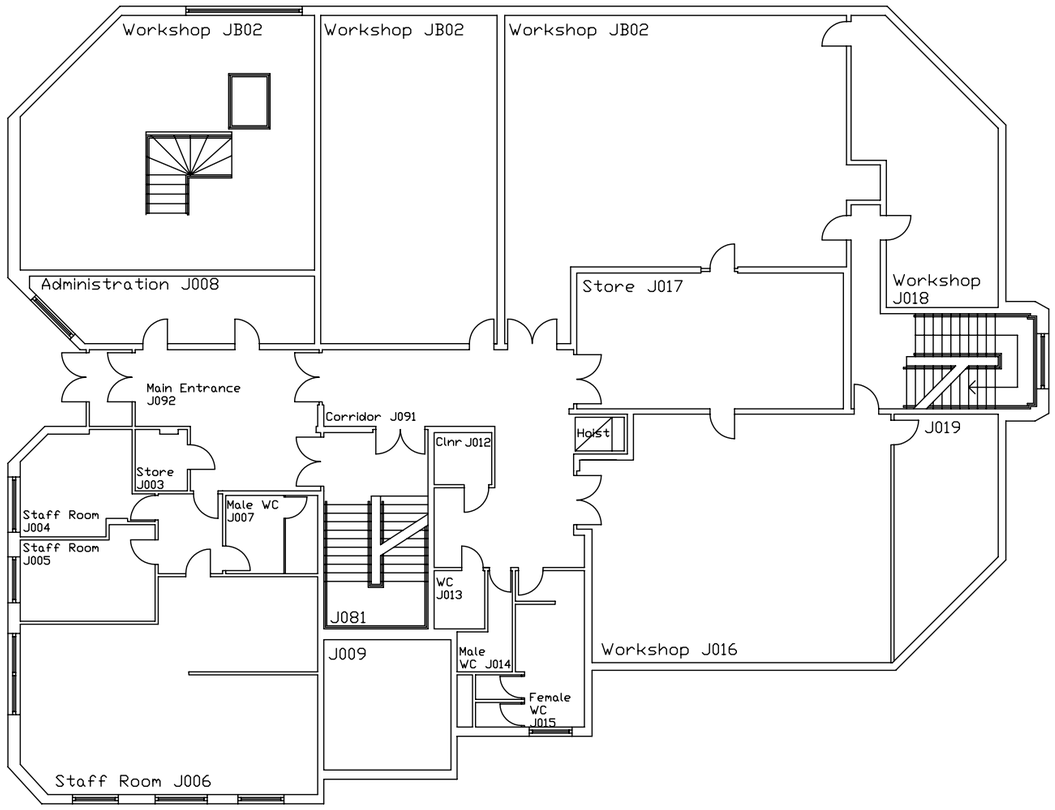

J BLOCK EXISTING FIRST FLOOR PLAN

WRIGHT MOTTERSHAW
Consulting Civil & Structural Engineers

Drawn	Date	Scale 1:200
Job No.	Drawing No.	

GENERAL NOTES.

1. DO NOT SCALE FROM THIS DRAWING WORK TO FIGURED DIMENSIONS ONLY.
2. NO DEVIATION FROM THE DETAILS SHOWN ON THIS DRAWING IS ALLOWED WITHOUT PRIOR PERMISSION IN WRITING.
3. ALL DRAWINGS ARE TO BE READ IN CONJUNCTION WITH ALL ARCHITECTS, ENGINEERS AND SPECIALISTS DRAWINGS AND THE SPECIFICATION.

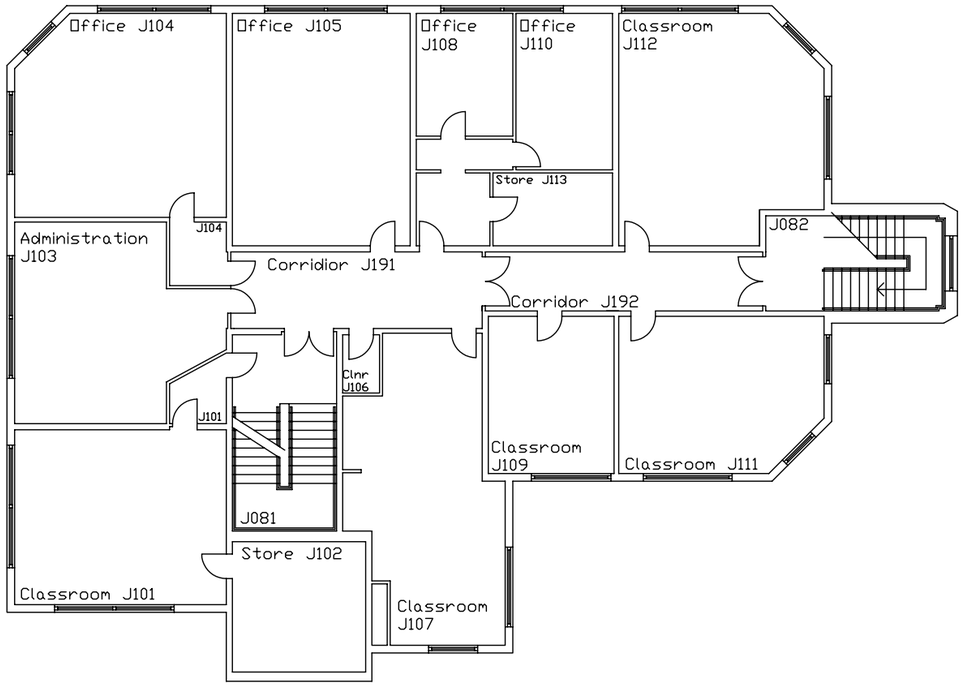

J BLOCK EXISTING SECOND FLOOR PLAN



TANK ROOM (over J102)

WRIGHT MOTTERSHAW
Consulting Civil & Structural Engineers

Drawn	Date	Scale 1:200
Job No.	Drawing No.	