"For the purposes of Planning Consent the following applies to any copy of this drawing made by the Local Authority:

This copy has been made by and with the authority of the person required to make the plan and drawing open to public inspection pursuant to Section 47 of the Copyright, Designs and Patents Act 1988. Unless that Act provides a relevant exception to copyright, the copy must not be copied without the prior permission of the copyright owner. If any copy is made under the authority only the whole drawing including the copyright holder's name and this notice, is to be copied."

Drawn Scale 1:100

00m 02m 05m 10m

Drawn Scale 1:50

00m 02m 05m

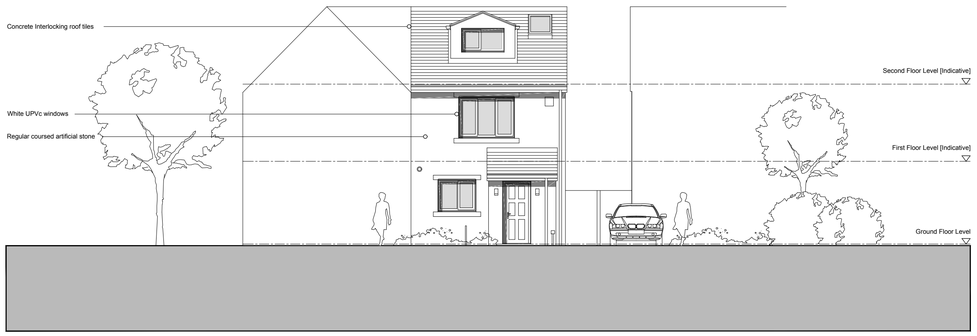

Elevation E

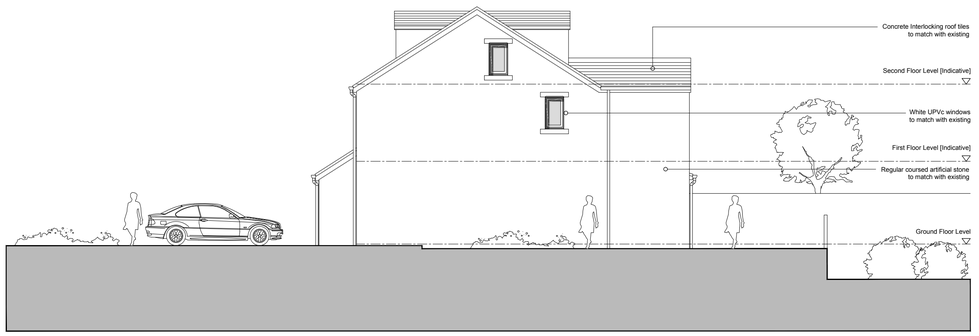

Elevation F

PROPOSED ELEVATIONS 1:100 @ A1

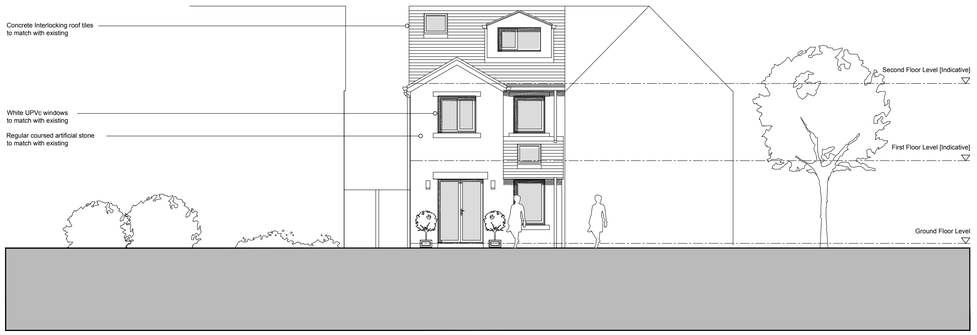

Elevation G

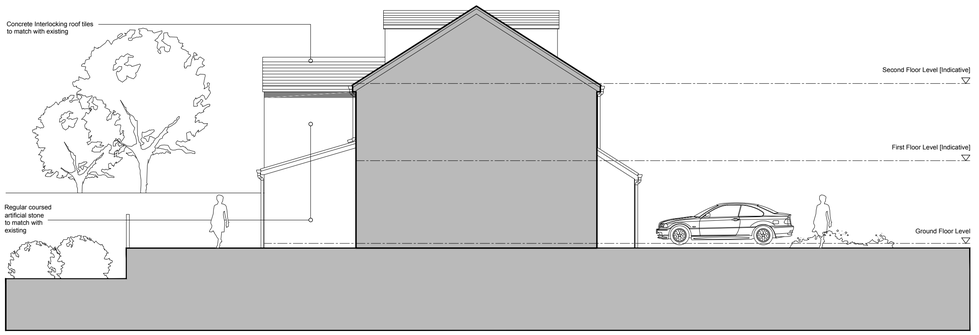

Elevation H

PROPOSED ELEVATIONS 1:100 @ A1

SAFETY HEALTH AND ENVIRONMENTAL INFORMATION

In addition to the hazards / risks normally associated with the types of work detailed on this drawing, note the following significant risks and information.

It is assumed that all works will be carried out by a competent contractor, working where appropriate, to an approved method statement.

CONSTRUCTION

1. Proximity of neighbouring properties and access.

MAINTENANCE

1. Tilt turn windows to second floor and wash and reach system.

DEMOLITION

1. Details required for new structural support forming new openings.
2. Structural stability of chimney stacks and removal to be confirmed by Structural Engineer.
3. Sequence of works to be reviewed.

Rev B: 17.05.2017: Ground floor move back to 3m

Rev A: 13.05.2017: Second floor extension removed, length reduced and dormer added to rear. level change shown.

Issue Purpose: PLANNING APPLICATION

AHJ architects

The Courtyard
12a Commercial Road
Skelmanthorpe
Huddersfield
HD8 9AA

t | 07968944840
e | info@ahjarchitects.co.uk

www.ahjarchitects.co.uk

AHJ architects

Client	Mr Kennedy Imadiyi
Project	1664 : 44 Warrenfield Court : Domestic Extension
Title	Proposed Elevations
-	
Drawing Number	Revision
1664 – D – 20 – 007	– B

Issued From	
Date	April 17
Scale	1:100 @ A1
Drawn	BH Auth BH

Do not scale from this drawing. Work to figured dimensions, and any discrepancy to be reported to the Architect.

Refer to larger scale drawings where available.