04/62/95230/W3

OFFICE COPY

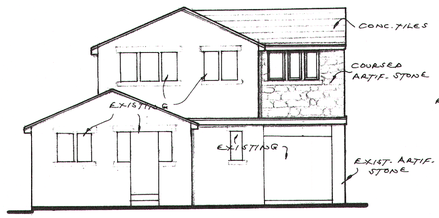


FRONT ELEVATION

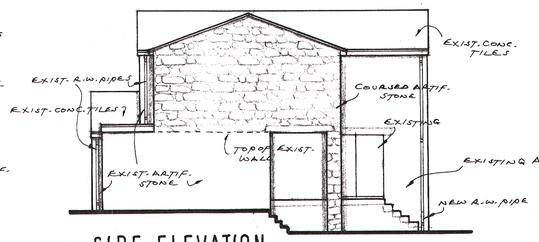


SIDE ELEVATION

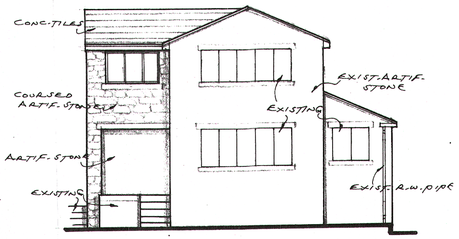


REAR ELEVATION

| | | |
|---|---|---|
| 0m | Scale 1:50 | 4m |
| 0m | Scale 1:100 | 8m |
| 0m | Scale 1:200 | 16m |
| 0m | Scale 1:1250 | 100m |

[When to scale of original plan, bar = 8cm]

© Copyright Kirklees Metropolitan Council

KIRKLEES METROPOLITAN COUNCIL
APPROVED
- 7 JAN 2005
TO BE READ IN CONJUNCTION WITH THE APPLICATION AND DECISION DOCUMENTS
PLANNING SERVICES

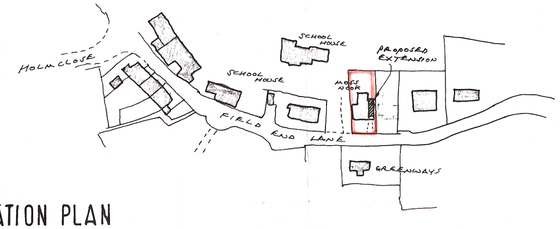


LOCATION PLAN

GENERAL NOTES:-

- NEW DRAIN TO BE 100 DIA. VITR. CLAY WITH MIN. FALL 1 IN 40.
- NEW RAINWATER PIPE TO BE 75 DIA. INTO BACK INLET GULLY.
- NEW EXT. WALL TO CONSIST 110 ARTIF. STONE, 35 CAVITY WITH 45mm 'KINGSPAN TW50' INSUL. & 100 L.B. BLOCKS INT., WITH GALV'D. 'FISH-TAIL' TIES AT 750 CTS. HORIZ. & 450 CTS. VERT.
- OPENINGS IN EXT. WALL TO HAVE R.C. LINTELS (STONE-FACED EXT.).
- ALL NEW EXPOSED HEADS, REVEALS & CILLS TO HAVE 2000 GAUGE D.P.C'S.
- NEW WINDOWS TO BE DOUBLE GLAZED WITH 'PILKINGTON'S K' GLASS (16mm GAP) & HAVE OPENING AREA MIN. 1/20TH. FLOOR AREA OF ROOM SERVED.
- NEW BEDROOM TO HAVE 8,000 mm² 'TRICKLE' VENT.
- MAINS POWERED SMOKE DETECTORS TO BE FITTED OVER TOP & BOTTOM OF STAIRS, TO B.S. 5446 (INTERCONNECTED).
- NEW ROOF & 1ST. FLOOR TO BE FIXED TO WALLS WITH 30X5X1m LONG STEEL STRAPS AT 2m CTS. EXTENDING OVER MIN. 3 MEMBERS.

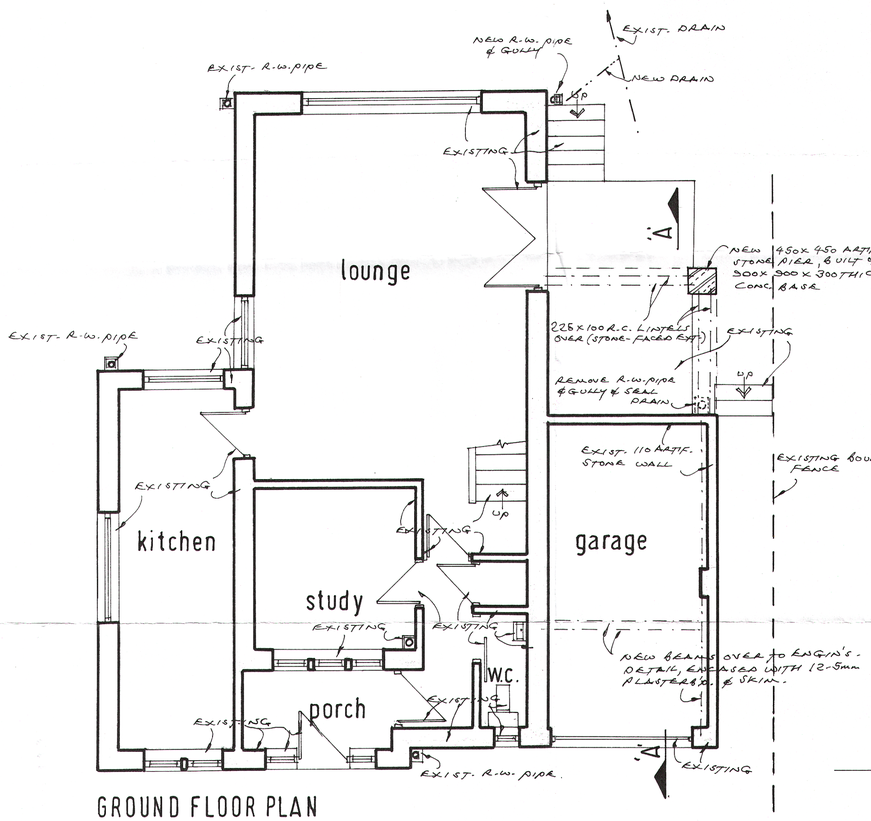


GROUND FLOOR PLAN

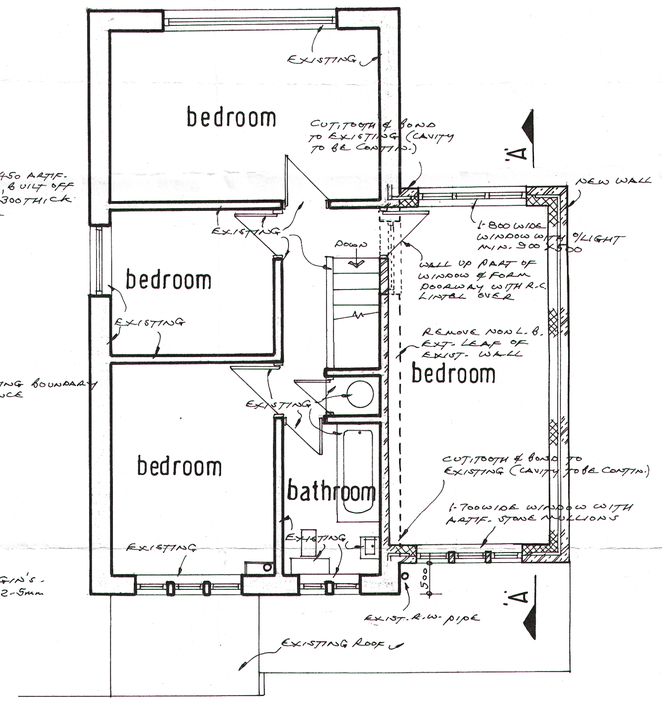


FIRST FIRST PLAN

WHERE NEW ROOF ABUTS EXIST. ROOF, REMOVE EXIST. TILES, BATTENS & FELT, FIX LAY-BOARDS TO EXIST. RAFTERS & SPIKE NEW RAFTERS TO LAY-BOARDS. FORM VALLEYS WITH LEAD SHEET.

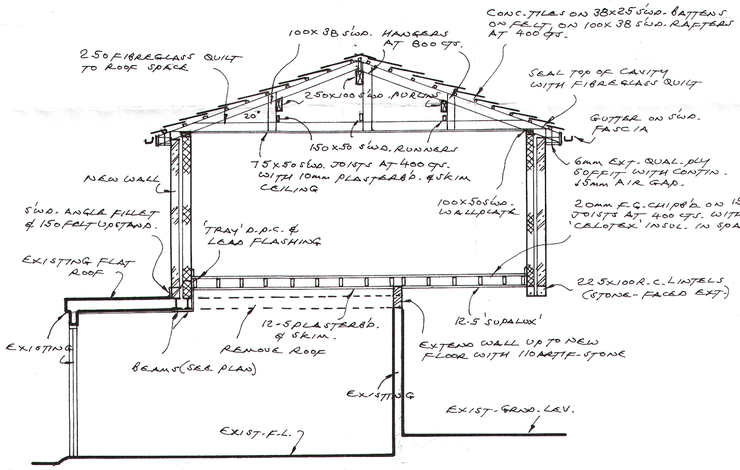


SECTION 'A-A'

NOTE: WHERE LOADING INCREASES, EXIST. FOUNDATION TO BE EXPOSED & APPROVED BY L.A. BEFORE WORK COMMENCES & ALTERED IF REQ'D.

# PROPOSED EXTENSION AT 'MOSS NOOK', FIELD END LANE, HOLMBRIDGE, FOR Ms. L. RANE.

date: 10.11.04 scale: 1:50, 1:100, 1:1250.

drawn: D. Revitt M.C.I.O.B.

KIRKLEES METROPOLITAN COUNCIL
18 NOV 2004
RECEIVED