

APPENDIX D: STAKEHOLDER SURVEY RESULTS

INTRODUCTION

The Residents' Survey was published online between the 16th May and the 17th of June 2022. It was created in conjunction with Research and Intelligence team and was promoted primarily on the Council's news and social media channels, with some signposting from the Recycling Team using posters and leaflets at two in-person 'roadshow' events.

The aim of the survey was to obtain the input and thoughts of Kirklees residents around reducing carbon emissions, helping to inform the development of the Climate Action Plan which will contribute towards achieving the Net Zero aspect of Kirklees' 2038 target.

The first section of the survey asked for residents to state the ward in which they lived and asked the standard optional equalities monitoring questions.

The next section covered some questions on "***What Climate Change means to you***" – including their level of concern about climate change, how much it is affecting their local area, and prior knowledge of Net Zero generally, and support/opposition to the Kirklees' Net Zero target.

The following section aimed to ascertain, sector by sector, residents' key sustainability **actions** they are already taking, and to state the **barriers** they face in taking up (further) action. Residents were permitted to select multiple options here, hence why the percentages in the figures in this Appendix add up to over 100%.

SECTORS COVERED:

- Your home (around improvements such as insulation)
- Your energy (around renewables, smart meters or heat pumps)
- Your eating habits (diet and reducing food waste)
- Getting around (transportation)
- Your water usage
- Your natural environment (use of local green spaces and the quality of them)
- Your consumption (reducing waste or repairing and reusing, rather than recycling)

In the penultimate section, residents were asked around '**Working Together**', in terms of who they felt was responsible for tackling climate change, and an opportunity to show willingness to take part in future follow-up surveys, interviews and/or workshops relating to climate change. This could, for example, be in the form of a Citizens' Jury. They were invited to provide contact details (email) if they were interested.

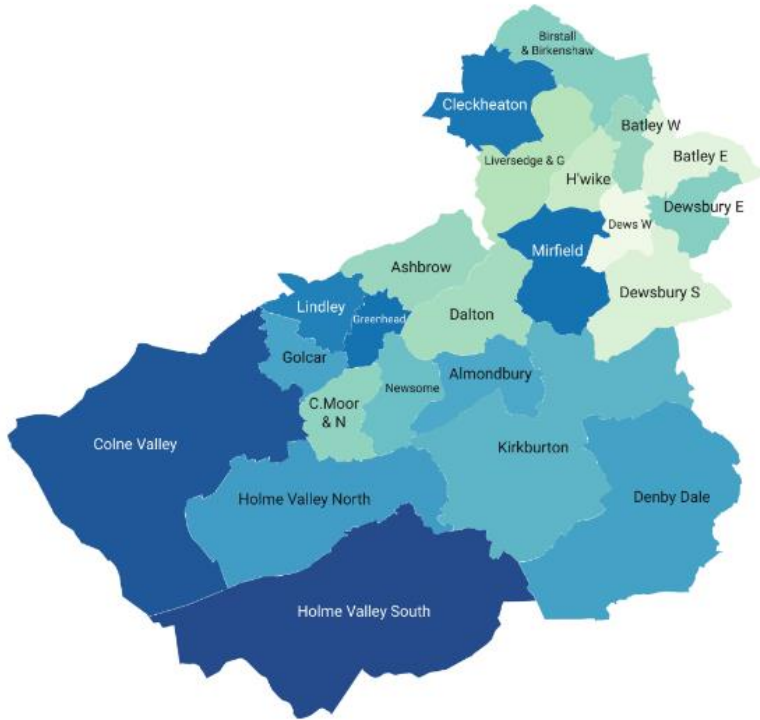
Finally, through a free-text box at the end, respondents could optionally submit any other comments and suggestions around the Climate Change Action Plan, and 799 comments were received here, across which various themes and actions can be seen.

DEMOGRAPHIC BREAKDOWN

RESPONSES BY WARD

FIGURE 1: NUMBER OF RESPONSES BY WARD

Survey responses by ward



Created with Datawrapper

The survey included a link to the Council website where wards could be searched by postcode if they could not recall their ward, however as an optional question which received 1281 responses (of a possible total of 1499), many chose not to disclose their ward. Of those who did, all wards were represented, with some disparity between the number of responses across wards. Figure 1 shows this in map form.

The fewest responses were received from Dewsbury West (22) and the most from Holme Valley South (101).

AGE AND GENDER

FIGURE 2: AGE OF RESPONDENTS

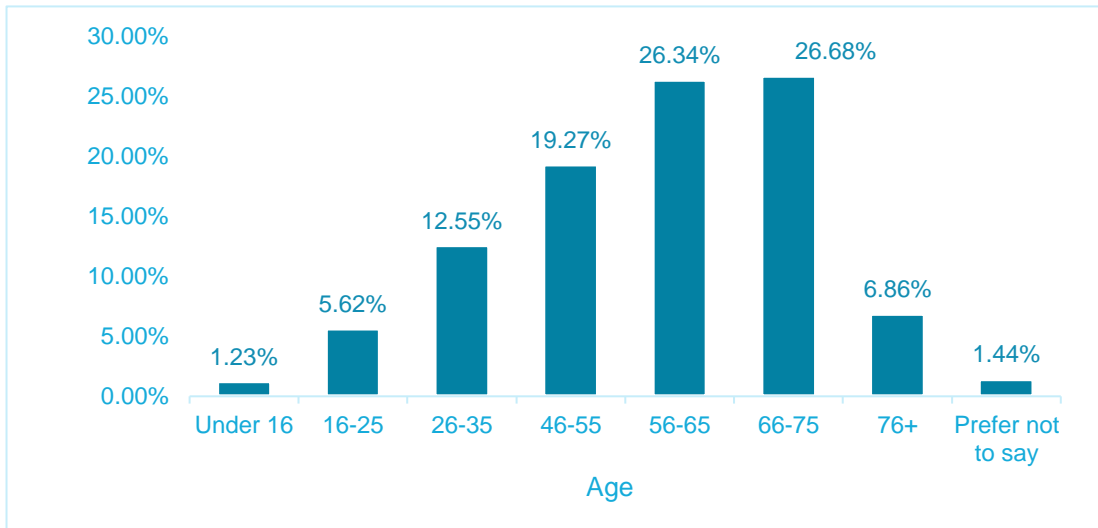
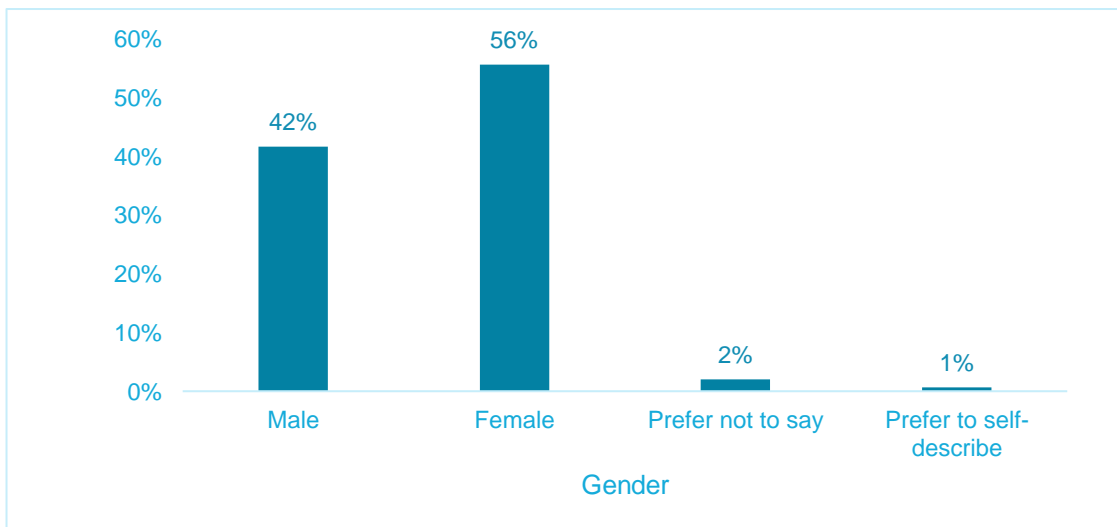


FIGURE 3: GENDER OF RESPONDENTS



The highest proportion of respondents were aged 66-75, closely followed by the 56-65 age group. 56% of all respondents were female.

ETHNICITY

FIGURE 4: ETHNICITY OF RESPONDENTS

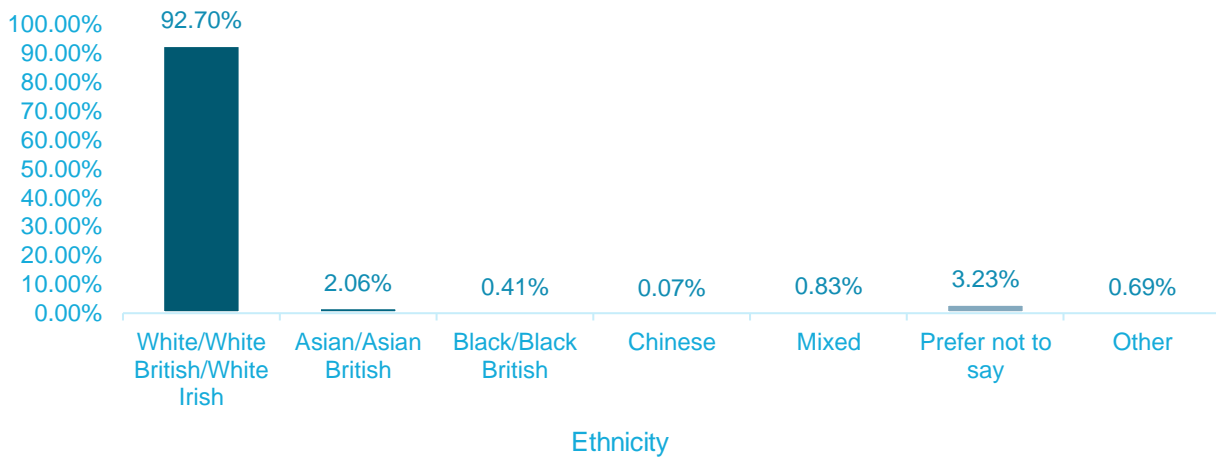
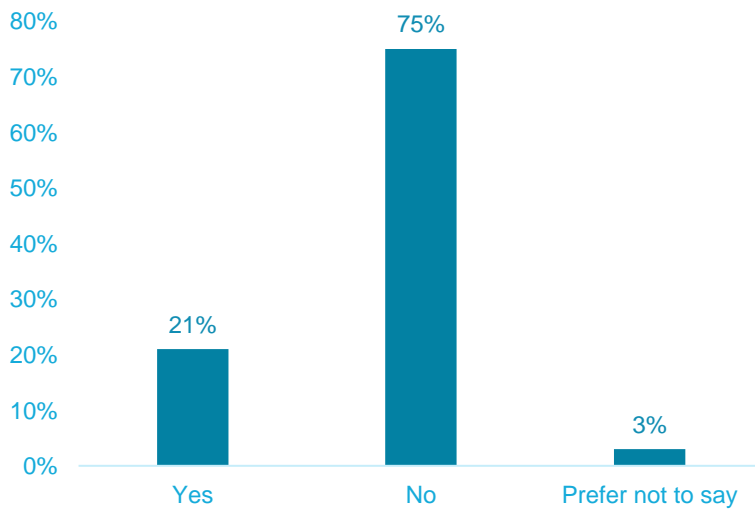


Figure 4 shows that almost 93% of respondents identified as White.

DISABILITY/HEALTH

FIGURE 5: DO YOU HAVE A DISABILITY OR LONG-TERM HEALTH CONDITION THAT AFFECTS YOUR LIFE?



Three-quarters of respondents do not have a disability/long-term health condition.

ATTITUDES TO CLIMATE CHANGE AND NET ZERO

CONCERN ABOUT CLIMATE CHANGE

FIGURE 6: OVERALL, HOW CONCERNED, IF AT ALL, ARE YOU ABOUT CLIMATE

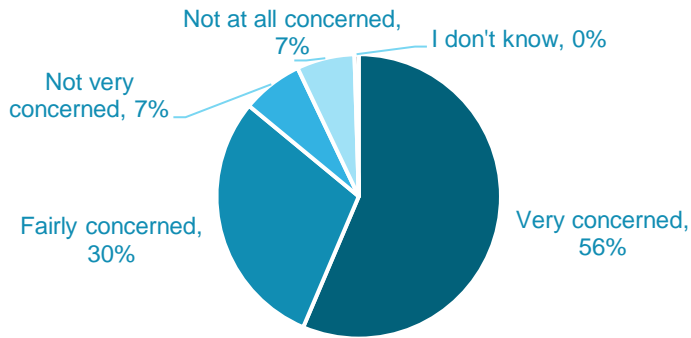
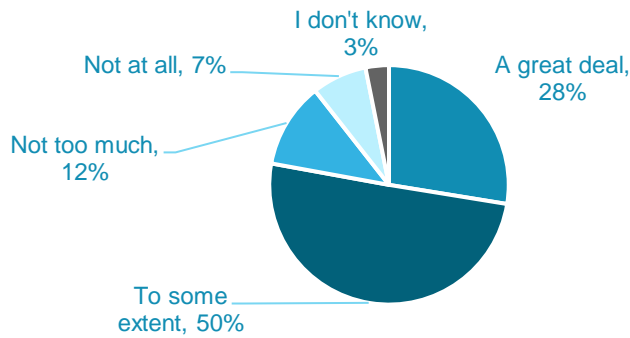


FIGURE 7: EXTENT TO WHICH CLIMATE CHANGE IS AFFECTING KIRKLEES AND THE LOCAL AREA



Figures 6 and 7 show that most respondents are in some way concerned about climate change and feel it is affecting their local area.

NET-ZERO TARGETS

FIGURE 8: AMOUNT OF PRIOR KNOWLEDGE AROUND NET ZERO

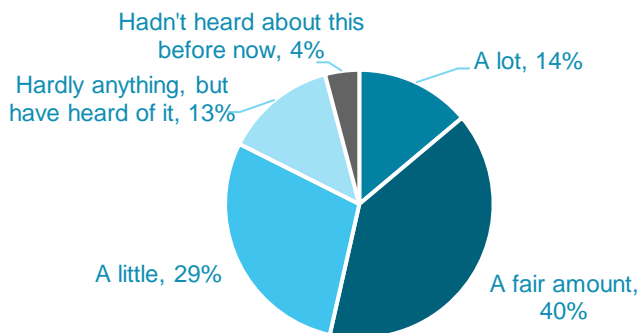


FIGURE 9: SUPPORT/OPPOSITION TO KIRKLEES' NET ZERO TARGET

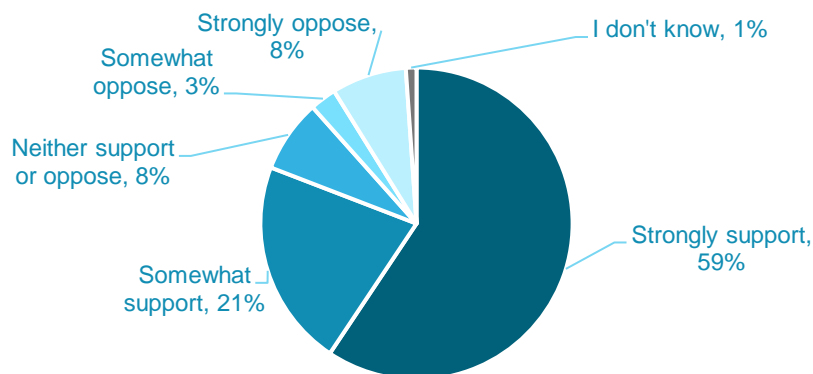


Figure 8 shows that most respondents had at least some knowledge of Net Zero generally.

Residents who selected 'somewhat/strongly oppose' Net Zero to the question in Figure 9 were then asked to explain in a few words their reasons for this - 147 comments were received in total.

There were 3 key themes and 3 minor themes to emerge from the comments received

Key Themes:

- Climate change deniers
- Cost, affordability & financial inequality
- Net Zero is unachievable

Minor themes:

- Criticism of the Council
- Infringement of personal freedom
- 2038 is not soon enough

REASONS FOR OPPOSITION TO KIRKLEES NET ZERO TARGET

KEY THEMES

CLIMATE CHANGE DENIERS

This was the biggest theme to emerge from the comments for this question. Respondents stated that they did not support the net zero target because man-made climate change did not exist, and frequently described the climate change theory with words such as '*nonsense*', '*lies*', '*myth*', '*exaggerated*', '*fraud*' and '*misguided*'.

The fact that '*science*', '*evidence*' and '*data*' existed in support of any climate change being a natural occurrence and not man-made was also frequently mentioned:

"Man made climate change is the greatest scientific fraud in history."

"There is no scientific evidence for climate change."

"Man made climate change is a myth, the climate is always in flux, look at the last 200,000 years and show me the impact of mankind on any chart. None of the climate models of the last 50 years work."

"Climate change is a nonsense, the earth goes through different cycles, at the moment we are in a cooling cycle, look at the data for god's sake"

Some respondents also claimed that CO₂ levels did not impact the climate, and claimed this was evidence that any fluctuations that were occurring to global temperatures were natural and not the result of human activity, making net zero a pointless aim:

"There is no substantive evidence that CO₂ causes climate change and aiming at vast expense, to achieve 'net zero' will have no impact on the climate."

“Because climate change is natural and nothing to do with CO2”

The idea that climate change and net zero was a theory that had been invented as a scam, in order to frighten people and make money out of them, was also raised by several respondents:

“It’s all complete nonsense, bad science and fear mongering for the sake of leeching money from people”

“Because it’s another excuse to get your hands in our pockets”

“All a pack of lies, scaremongering to make money”

COST, AFFORDABILITY & FINANCIAL INEQUALITY

This was the second biggest theme to emerge, and includes comments from people stating that they opposed the net zero target because striving to achieve it would have financial implications for ordinary people, lead to higher bills and lower living standards, and would negatively impact the poorest and most vulnerable members of society the most:

“Additional cost to living, travel, energy not viable to low-income households and puts middle earning households into a lower bracket”

“Because the poorest will suffer. The only way you can achieve net zero is if we get compensated. Otherwise, you are looking at mass poverty and homelessness”

“Cost & disruption is being forced onto people with no thought as to how they can afford it or find alternative arrangements to accommodate the changes.”

“All the ideas councils come up with exclude or make life significantly harder for the elderly, the disabled and the poor!”

That the money could be better spent elsewhere on helping people affected by the current cost of living crisis was also raised by several respondents:

“Spend the money on the people who desperately need help in the current crisis.”

“There are far more important things we should be concentrating on”

“We have a cost-of-living crisis, no effective policing and are being screwed via the tax system and you are concentrating on this nonsense.”

NET ZERO IS UNACHIEVABLE

The third key theme includes comments from respondents claiming that they opposed the net zero plan because it was unachievable, and a target Kirklees Council could not hit.

People described the policy with language such as ‘pointless’, ‘unrealistic’ and ‘impossible to achieve’ and claimed that in order to make any difference to climate change the world’s biggest polluters would have to come on board.

“Too costly and futile whenever the likes of China and India disregard carbon reduction targets and we continue to purchase goods from them thus adding to emissions. Virtue signalling nonsense.”

“I think it is an impossible target and totally unrealistic.”

“Unrealistic, unnecessary and will have no impact on climate change whatsoever.”

“It will make no difference to climate change. The UK’s contribution to emissions is insignificant.”

“The UK produces only 1% of the world’s greenhouse gases. Being net zero in Kirklees will make no difference to climate change. If you want to change the climate you need to tackle the bit polluters.”

MINOR THEMES

CRITICISM OF THE COUNCIL

A number of respondents criticised the Council's policies, claiming that any investment should be made in improving roads, bins and public transport:

"Policies are creating significant increases in traffic pollution. Unused cycle lanes cause more and more queues increasing pollution massively"

"there is no actual council support for affordable joined up transport system for the area so people cannot stop driving their cars"

"You can't fix the potholes, how are you going to save the planet"

INFRINGEMENT OF PERSONAL FREEDOM

A number of respondents expressed concern that achieving net zero would involve too much interference from local and central government into people's lives, and infringe upon their individual freedom to choose their own lifestyle, travel and eating habits:

"Government has no right to dictate what I eat."

"It's just an excuse for busybodies to micromanage the fun out of other people's lives, and increase state and local government intrusion into the individual's personal life."

"Being told what to eat ,drive and electricity use is dictatorial"

"It is not for some local council to decide how I live my life or what I eat. End Off. Kirklees is stepping out of bounds with this crazy "Idea""

2038 NOT SOON ENOUGH

Finally, a handful of respondents commented that they opposed the net zero target because 2038 was just not soon enough:

"It's not fast enough. 2038 is too far away to help."

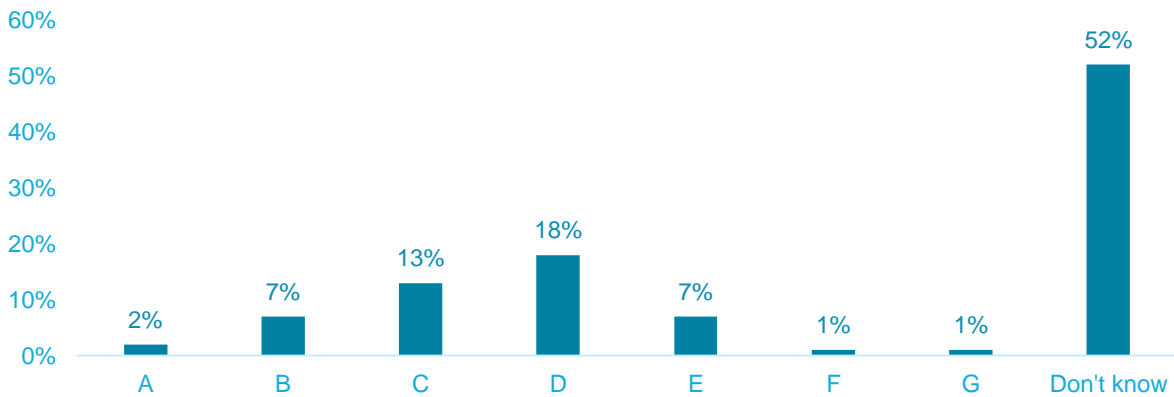
"The target should be more ambitious"

ACTIONS AND BARRIERS BY SECTOR

BUILDINGS

EPC RATING

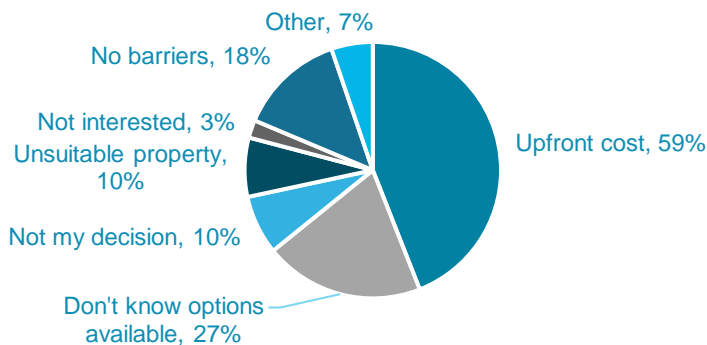
FIGURE 10: WHAT IS THE EPC RATING FOR YOUR HOME?



The question relating to the buildings sector first required residents to recall their property's EPC rating if possible (Figure 10). The survey provided a link to the gov.uk website where this could be found, however the majority responded, 'Don't Know', and the most common EPC rating of those who answered was D (18%).

BARRIERS

FIGURE 11: WHAT BARRIERS DO YOU FACE WHEN THINKING ABOUT IMPROVING THE ENERGY EFFICIENCY OF YOUR HOME?



Upfront cost was the top barrier (Figure 11) faced by respondents (59%), followed by 'Don't know what the options are available to me (27%)' and 'No barriers – my home is already very energy efficient (18%)'.

101 comments were given by people who selected 'other' in the barriers list given in the question.

Most of the 'other' answers given to the question were further discussions of the barriers to improving energy efficiency listed within the options given in the list. These included many comments around the cost people would need to lay out and how much they would get back along with the suitability of their properties.

Several people discussed issues on not been allowed to put measures in place as their property was either listed, rented or they felt their property was just not suitable for cavity wall insulation or heat pumps.

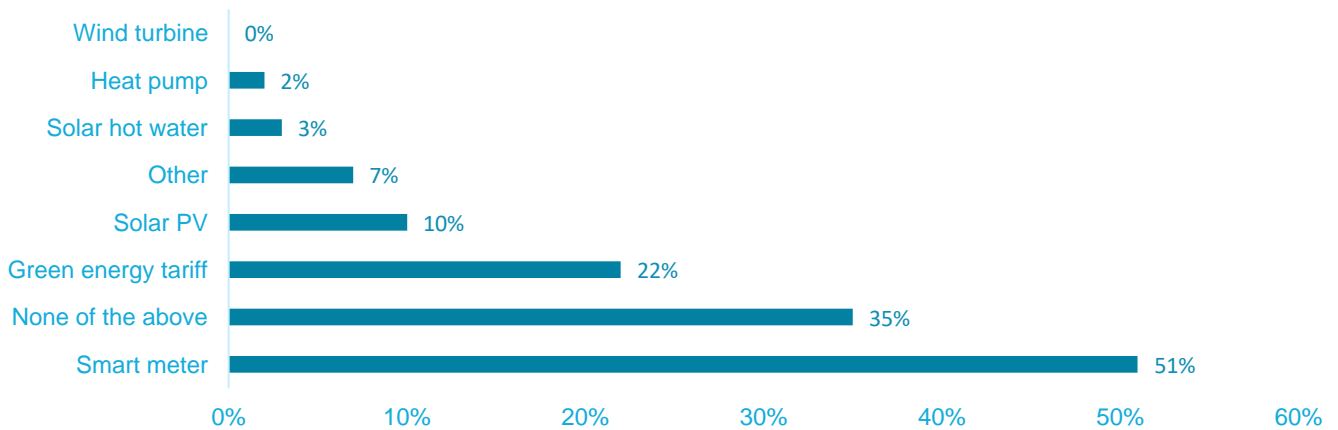
BARRIERS THAT WERE MENTIONED THAT WERE NOT LISTED IN THE OPTIONS INCLUDED:

- lack of available/suitable companies for implementing the changes to their properties
- lack of advice on the process of arranging the changes.
- No more was possible to do to their property.
- Uncertain of suitability and longevity of new technology

ENERGY

ACTIONS

FIGURE 12: RENEWABLE ENERGY ACTIONS IMPLEMENTED

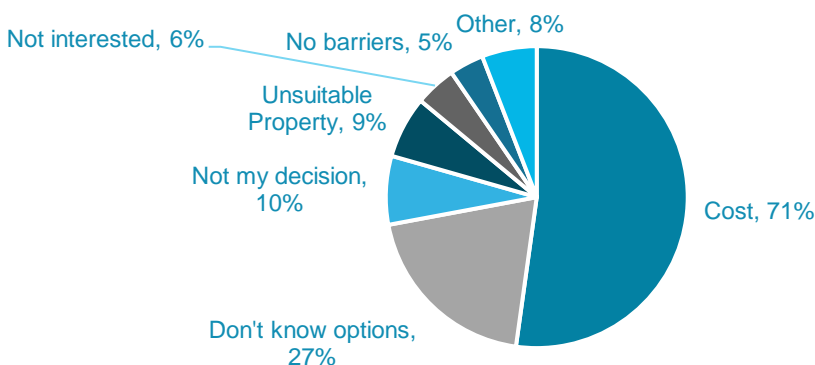


A ‘smart meter’ was the most popular feature to be implemented by respondents (51%), followed by ‘None of the above (35%)’ and ‘Green energy tariff (22%)’.

BARRIERS

Cost’ was the top barrier faced by respondents (71%), followed by ‘Don’t know what options are available to me (27%)’ and ‘Not my decision (10%)’.

FIGURE 13: WHAT BARRIERS DO YOU FACE WHEN THINKING ABOUT IMPLEMENTING MEASURES FOR RENEWABLE ENERGY?



91 comments were given by people who selected 'other' in what they had already implemented in their homes - these included the following:

- **Insulation** – Inside wall insulation (26) roof insulation (22) Underfloor insulation (4) outside wall insulation (3)
- **Upgrades to Windows** – double/triple glazing (16) More efficient windows (3)
- **More efficient Boilers/Heating** - Wood pellet boiler/stove (4) Thermostat (6) Heating on low (4) Newer boilers (3) Heat pump, biomass boilers
- **Use of Solar Power** – Solar lights (3) Solar hot water
- **Personal Change in Behaviour** - Turning off appliances (3) Compost bins (2), Food Cady, Soap bars, personal measures, Home grown fruit and veg, Drying clothes outside, quicker showers, Batch cooking, Walking, car sharing
- **Water** - Rainwater harvester/water butt (7) Insulated hot water pipes, Water Meter
- **Changes to Appliances/Lighting** - Low energy lights (5) Energy efficient appliances, no electric dryer
- **Other** - Battery storage (3) Draught proof doors, Windows and loft trap doors, Hydrogen fuel cell

Several people also mentioned that they had tried to have a smart meter installed but were unable to due to issues with the locations of their electrical meter.

116 comments were given by people who selected 'other' on 'What barriers do you face when thinking about implementing measures for renewable energy'

Many comments further discussed barriers mentioned within the list provided such as the cost of implementing these measures and the buildings not being suitable with a number mentioning the need for building consent.

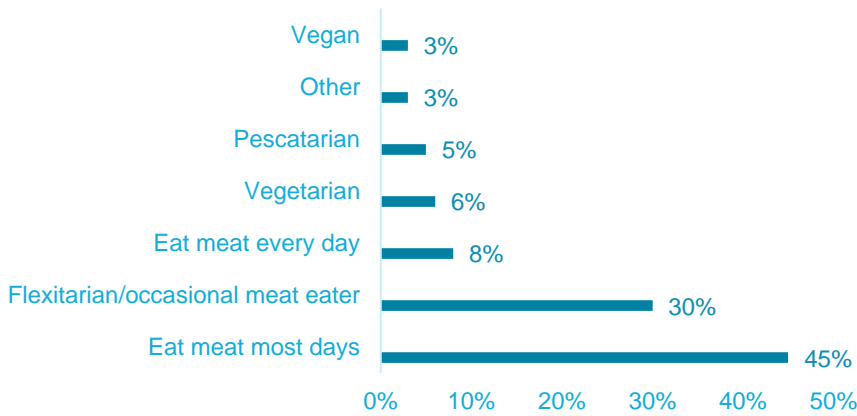
Barriers that were mentioned that were not listed in the options included:

- Lack of knowledge of **where to find suitable and available suppliers**
- **Time/commitment restraints** for people having to go through the process of organising.
- Unable to have smart meters due to **location of electrical meters.**
- **Noise concerns** of heat pumps
- **Moving homes** shortly so not viable to invest
- Changing **the overall look** of the property from an external view and **damaging internal decorations**
- Planning barriers in **conservation areas**
- Concern with functions currently on offer and lack of trust with maturity of new technologies
- Not recouping costs due to individual's older age
- **Disruption** caused by installations

FOOD

CURRENT DIET

FIGURE 14: WHAT BEST DESCRIBES YOUR CURRENT DIET?

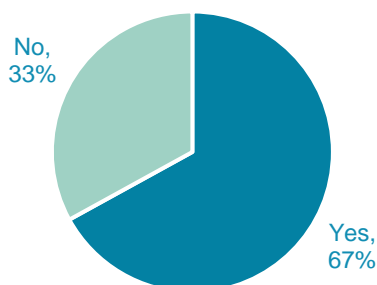


'I eat meat most days (45%)' was the most popular diet choice amongst respondents (Figure 14), followed by 'I am a flexitarian (30%)' and 'I eat meat every day (8%)'.

There were 44 'other' comments received from respondents describing their current diet:

- Varied/ mixed/ 'normal'/ well-balanced/ omnivore/ I eat all the options listed (16)
- Prefer not to say/ you can't tell me what to eat/ nonsense / none of your business/ diet is nothing to do with climate/ stop interfering in people's lives (9)
- Most meals are meat-free (6)
- What I can afford/ budget dependent (3)
- What I fancy/ I don't put a label on it (3)
- Vegan plus fish (2)
- Local food and meat (2)
- Celiac (1)
- Meat and fish most days (1)
- Only white meat and fish (1)

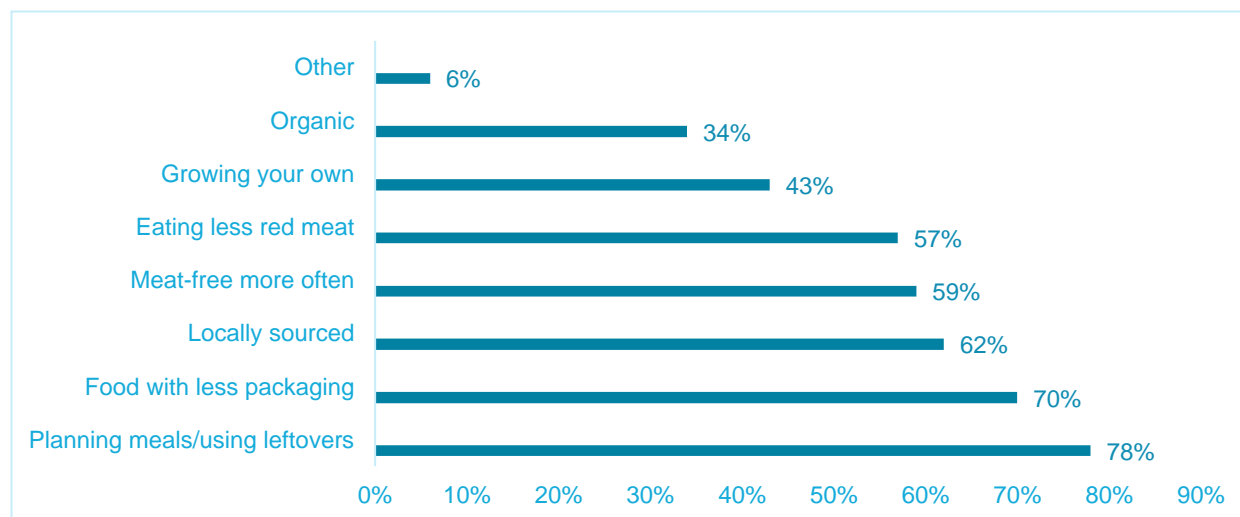
FIGURE 15: ARE YOU MAKING OR HAVE MADE CHANGES TO YOUR FOOD BUYING/EATING HABITS TO REDUCE ENVIRONMENTAL IMPACT?



Residents were then asked if they have made changes to their food buying and eating habits (Figure 15) and two-thirds said yes. Those who selected 'yes' to the question in Figure 15 were then asked what actions they are taking and could select multiple options (Figure).

ACTIONS

FIGURE 16: WHAT HAVE YOU DONE?



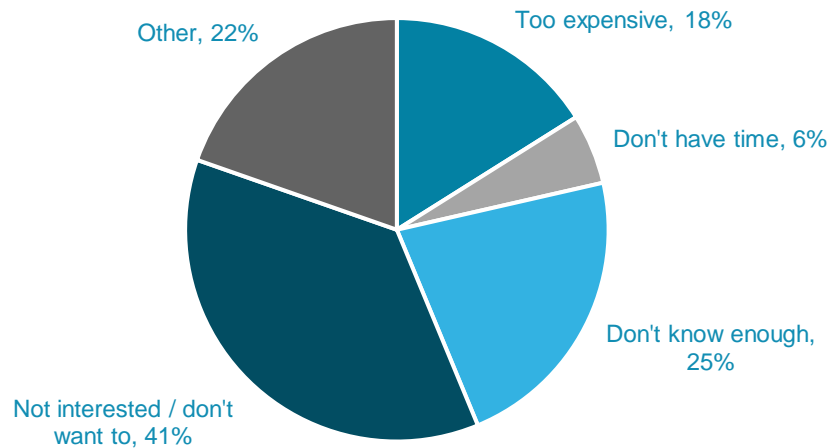
'Planning meals and using leftovers to reduce waste (78%)' was the most popular change respondents had made, followed by 'Buying food with plastic free/no packaging (70%)' and 'Choosing locally sourced food (62%)'.

There were 55 'other' comments describing the changes people have made to their eating and food buying habits to reduce their environmental impact. Many people mentioned more than one change within their comment:

- Going vegan / vegetarian/ eating more plant-based (9)
- Buying from businesses that reduce waste/ buying fairtrade/ buying from food surplus outlets/ buying from an odd-shaped fruit & veg supplier (8)
- Buying seasonal and UK produced food/ avoiding imports, air freight, high food miles & high water input produce (7)
- Composting food waste (5)
- Using glass bottle milkman (5)
- Growing own food / volunteering at community garden (4)
- Using milk substitutes (4)
- Shopping less often (4)
- Avoiding palm oil (4)
- Buying short-dated clearance items/ food on offer (3)
- Avoiding buying from companies that have a detrimental effect on the environment (1)
- Avoiding plastic packaging (1)
- Reusing as much as possible (1)
- Eating healthily (1)
- Using reusable shopping bags (1)

BARRIERS

FIGURE 17: REASONS FOR NOT MAKING CHANGES TO FOOD HABITS



Those who answered 'No' to the earlier question were asked for their reasons why (Figure 17). 'I'm not interested/I don't want to (41%)', was the most popular reason followed by 'Don't know enough about it (25%)' and 'Other (22%)'.

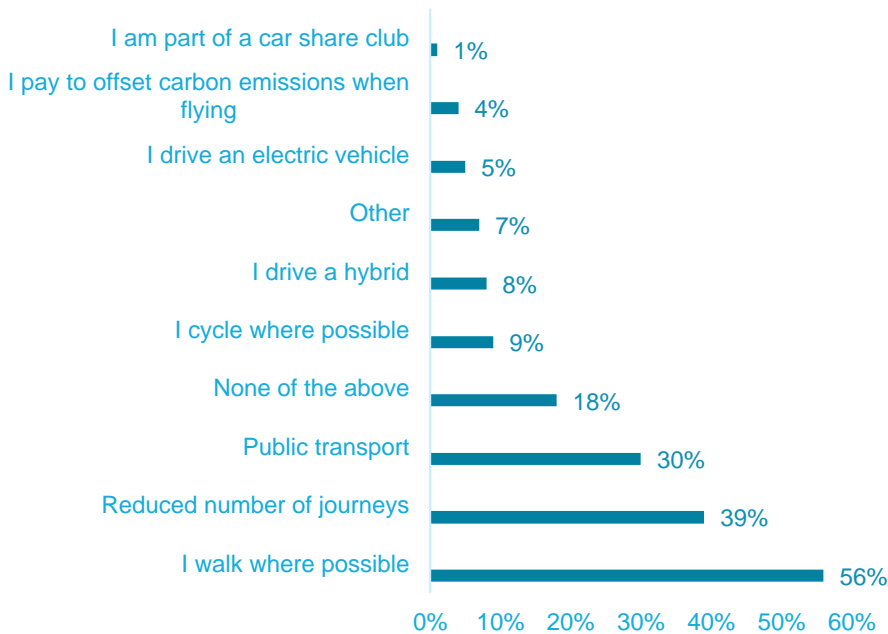
THERE WERE 102 'OTHER' COMMENTS MADE IN RESPONSE TO THIS QUESTION:

- **I already do have an environmentally friendly diet** /been eating low meat diet for many years/ always been mindful of what we eat/ conscious of this for a long time /have been eating local food for many years/ already consider wider impacts of food purchase /already do this for health reasons or ethical reasons (36)
- **Don't think it will make a difference**/ no evidence to say food makes a difference to climate change / it's not something I need to think about (14)
- **You can't tell me what to eat** / this is nonsense/ food does not impact the environment / my diet won't affect global temperatures (10)
- **People need meat**/ meat is healthy/ meat has more goodness than plants/ climate impact of meat is exaggerated / we need to support local farmers / I'm a carnivore (9)
- **Plant-based food can also leave a large carbon footprint**/ food miles can be higher with meat-free products/ vegan food uses palm oil (7)
- **I enjoy my diet** / I can only eat certain foods / I'm a fussy eater (7)
- **Have to consider family**/ parents/ children (6)
- **Having a healthy diet** is my main concern (6)
- **Alternatives are not available**/ choice is limited (4)
- **Responsibility** lies with the supermarkets / food supplier (3)
- **It's too confusing** to know what to do/ don't know how (2)

TRANSPORT

ACTIONS

FIGURE 18: ACTIONS BEING TAKEN TO REDUCE EMISSIONS WHEN TRAVELLING



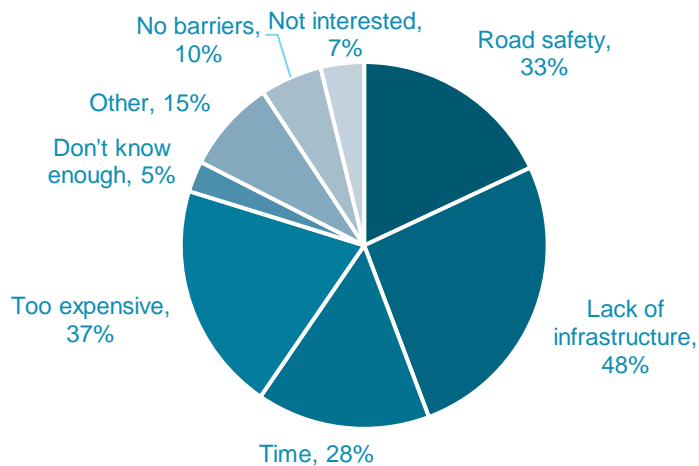
'I walk where possible/practical (56%)' was the most popular choice, followed by 'I have reduced the number of journeys I make (39%)' and 'I use public transport (30%)'.

There were 95 'other' comments made in response to this question. Many of these were to elaborate around the options already listed within the question:

- Use my car less/ walk more / use public transport more / don't travel daily / I hardly go out / shop locally / don't have a car / car share to work/ car share with family/ combine journeys /travel reduced for financial reasons (32)
- I avoid flying/ don't take holidays abroad (17)
- I drive slowly and carefully / drive a low emissions / small economical car (16)
- Working from home / increase virtual meetings (11)
- I have a disability/I need my car (7)
- Travel on public transport/flights limited due to covid (4)
- Have paid money to plant trees/ pay monthly to carbon offset/ help to finance a hydro-electric scheme (3)
- I drive a self-charging hybrid (3)
- About to buy an EV/ will buy one when cost comes down (3)
- Nonsense / you can't tell me what to do (3)
- Keeping old car for as long as possible to avoid waste (2)
- There should be fewer parking restrictions in town centres (2)
- EV are not the solution to the problem (1)

BARRIERS

FIGURE 19: BARRIERS TO SUSTAINABLE TRANSPORT



'Lack of infrastructure (48%)' was the top barrier to emerge, followed by 'It's too expensive (37%)' and 'Road safety (33%)'.

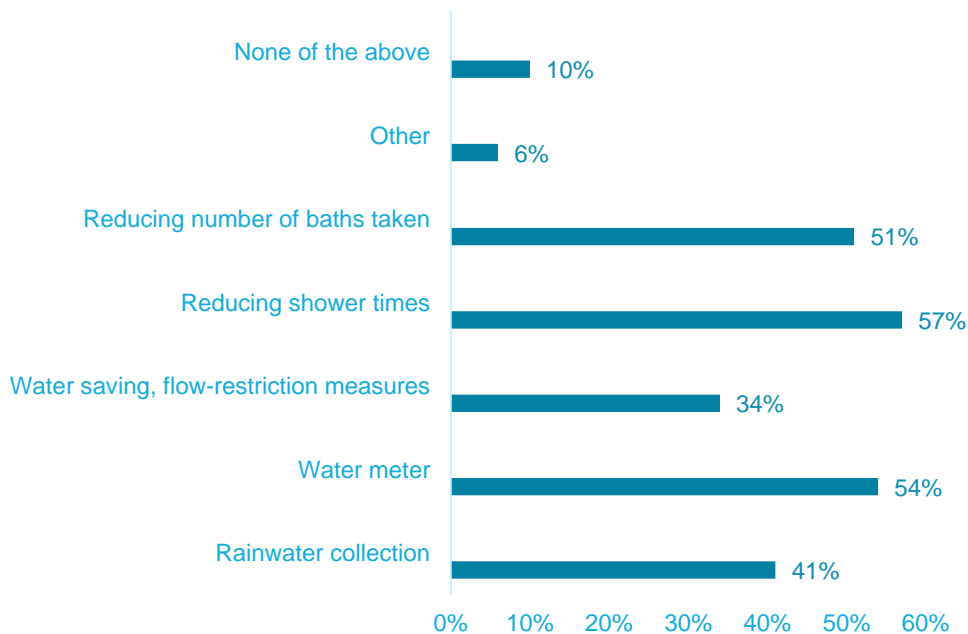
There were 212 'other' comments made in response to this question. Again, some of the comments were a discussion of options already listed within the question:

- Disability/age/health issues/ I'm housebound/ mobility problems/ lack of fitness/ can't get on a bus with a wheelchair (71)
- Poor public transport offering/ slow/restrictive/cost/timetables/no links between bus and train/ inconvenient/ unreliable/not practical/poor route plan/ no park and ride options/ polluting/ should be publicly owned/ unsafe after dark (36)
- Cycling is unsafe/other vehicles don't respect cyclists /There is no connected off-road network/ poor quality cycle lanes and routes/poor road surfacing /lack of places to leave a bike/security/ nowhere to store a bike (24)
- Convenience of having a car /I need a vehicle for work/ability to tow/need a car for caring responsibilities/ security of having a car (carrying tools etc)/there's no one to car share with/ I go to work or school too far away (18)
- Cost of EV/ e-bike (16)
- Too hilly for cycling or walking in Kirklees (14)
- Only use vehicle when necessary/not excessive car use/work from home/ only use car for essential journeys/ I don't travel abroad (12)
- Lack of EV charge points and infrastructure / can't install a charge point at home/EV range not good (11)
- Safety issues of walking especially for women at night/cyclists on footpaths make it dangerous to walk/ dangers as a pedestrian on busy roads/motorists don't respect pedestrians/ bad parking/lack of speed measures/ need to improve pavements (11)
- EVs are not green/ worries about EV battery disposal/ don't want to rent the battery /better to use less electricity not more (11)
- Cycling/public transport is inconvenient for carrying anything/takes too long/don't want to change clothes at work/ can't ride a bike (9)
- Plan to buy an EV at the right time/in a few years/not ready to change my car (5)

- Weather (4)
- CO2 is not a problem/ climate change deniers (4)
- Covid/germ worries on public transport (3)

WATER

FIGURE 20: WATER-SAVING MEASURES ALREADY TAKEN



ACTIONS

Minimal use of a hosepipe (57%) was the most popular measure to be taken by respondents, followed by *Water meter (54%)* and *Reducing number of baths taken (51%)*.

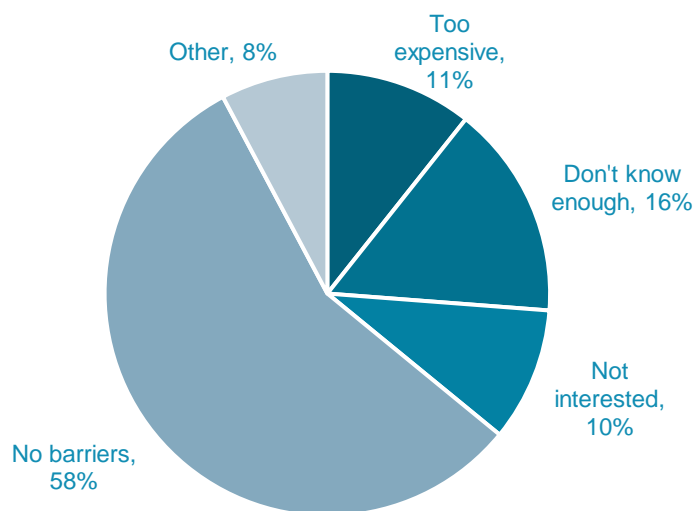
There were 82 'other' comments made in response to this question. Suggestions made to manage water consumption that were not already listed as response options to the question were:

- Reusing and recycling water / using grey water on plants /Use rain water to flush toilet, wash car, water plants etc (14)
- Reducing use of washing machine and dishwasher / only use when full or necessary / bought a more efficient washing machine / reduce cycle times (11)
- Collect the water as tap is running waiting to heat up/ use cold water instead (11)
- Restrict toilet flushing (6)
- Only use the minimum for everything (6)
- No continual water flow for shower/car wash/teeth cleaning (5)
- Restrict washing up/ wash dishes by hand (4)
- Only fill the kettle with what you need (4)
- It rains a lot in the UK, there is no shortage of water (3)

- Use the gym showers/sauna instead (3)
- We have our own well/ private supply of water (3)
- Water should be publicly owned (1)

BARRIERS

FIGURE 21: BARRIERS TO WATER-SAVING MEASURES



No barriers – I already do many of these (58%) was the most popular option selected, followed by *I don't know enough about it (16%)* and *It's too expensive (11%)*.

THERE WERE 110 'OTHER' COMMENTS MADE IN RESPONSE TO THIS QUESTION:

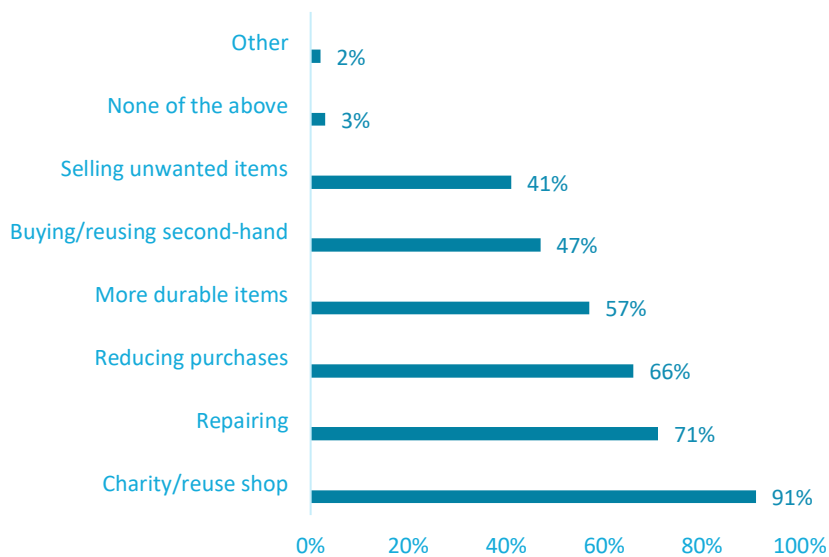
- Can't have water meter/water butt due to house restrictions / location/ lack of space / a shared water supply / not compatible with infrastructure of apartment block/ listed building / water company won't fit it for me / Yorkshire Water said it wasn't advantageous/pipes are too old / flow restrictors don't work on my systems/ my water pressure is too low / previous problems with water meters (24)
- My water consumption is already low / I do everything I can / I don't take baths (11)
- Time constraints / will do eventually / intend to do this at some point (10)
- Disability / old age / skin condition / health issues require baths/hygiene reasons (10)
- Yorkshire Water are wasteful / problem is with the water companies not consumers / profiteering by water company for shareholders / YW don't offer advice or a discount for using a water butt / YW should be privatised (8)
- Cost / low income (7)
- Not in my control/ live with my parents / live in a rented property (6)
- Don't understand why we need to save water / we get a lot of rain here/ it doesn't seem necessary (6)
- Laziness / convenience/ don't think I need to change/ don't think about it/ I like a long shower (5)
- Water meters are bad for families and poorer households/ water shouldn't be restricted (5)
- Don't have the DIY skills or ability to install rainwater collection or water butt (5)

- This is all rubbish / political / due to immigration / stop preaching / council doesn't care so why should we (5)
- Need advice / don't know who to trust or where to go for help to do this (3)
- Can't persuade teenage children/family members to take shorter showers (2)
- I buy bottled water (1)
- Worried about getting legionnaires disease from a water butt (1)

WASTE

ACTIONS

FIGURE 22: ACTIONS TAKEN TO REDUCE WASTE



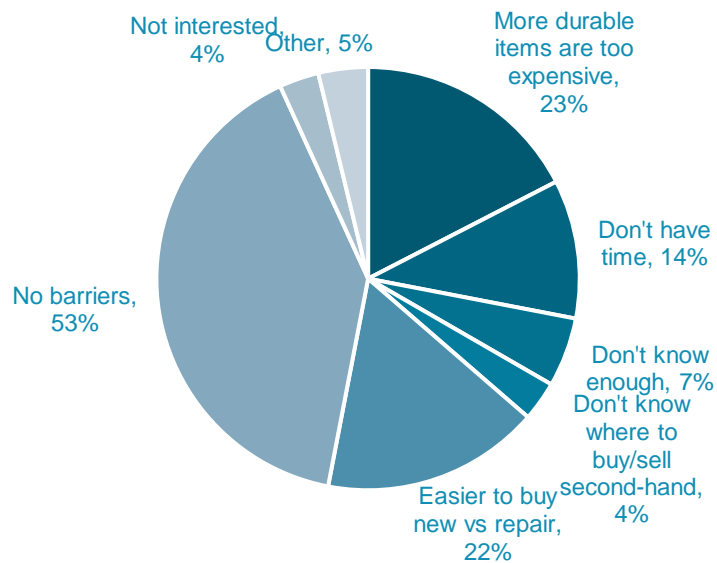
Donating unwanted items to a charity or reuse shop (91%) was the most popular measure taken by respondents, followed by Repairing broken items where possible (71%) and Reducing the number of items I purchase (66%).

There were 34 'other' comments received to this question. Suggestions made that were not already listed as response options to the question were:

- I only buy things I really need / I buy very little / I mostly buy from charity shops (9)
- I wait for clothes to fall apart / things to become irreparable before I part with them (5)
- I give items away on Freecycle / trash nothing / Freegle (4)
- Sharing items with friends, family, and neighbours (3)
- Manufacturers need to make goods that last/ combat this throw-away society (2)
- Find new uses for items (2)
- I make and repair things myself (2)
- I repurpose waste within the community (1)
- I work for a charity (1)
- It's my life, I consume what I want (1)

BARRIERS

FIGURE 23: BARRIERS TO ACTIONS TO REDUCE WASTE



No barriers – I already do many of these (53%) was the most popular option selected, followed by *More durable items are too expensive (23%)* and *It's easier to buy new than to repair (22%)*.

THERE WERE 59 'OTHER' COMMENTS RECEIVED TO THIS QUESTION. SUGGESTIONS MADE THAT WERE NOT ALREADY LISTED AS RESPONSE OPTIONS TO THE QUESTION WERE:

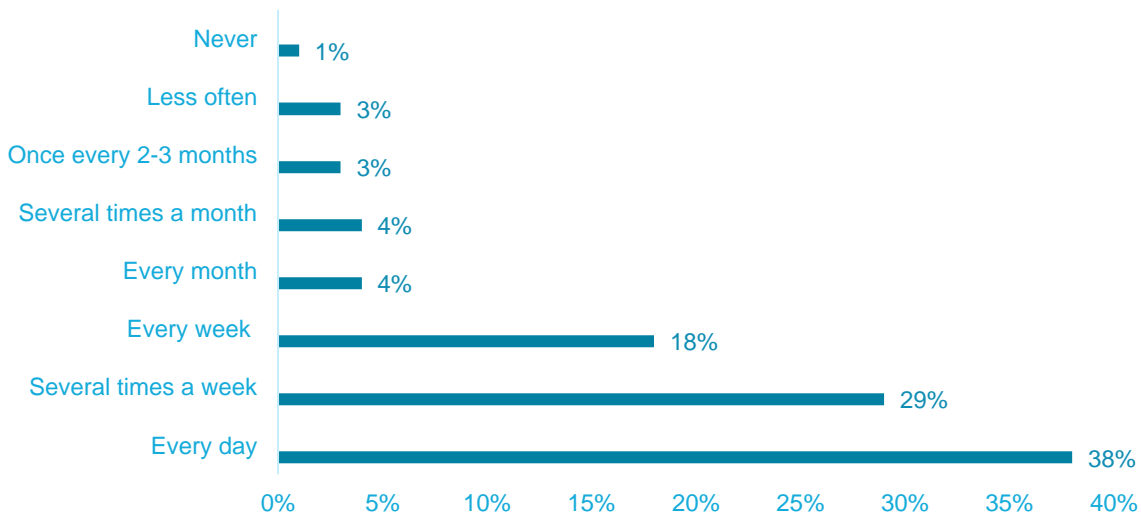
- It's cheaper to buy new than to repair / repair not always good enough which makes it more of a risk (14)
- Things are not built to last any more / poor quality items on offer/ impossible to repair electrical goods sometimes/ manufacturers should make things more durable (13)
- Difficulty with repairing items /Council should be promoting reuse and repair centres / need more places to take items that can be reused/ don't know where to take things for repair /can't repair things myself/ need to teach more people how to repair items/ need more reuse centres (11)
- I buy very little/ look after my things/ keep things until they are worn away (4)
- The items I throw away nobody else would want or are beyond repair (2)
- My partner doesn't like second hand goods (1)
- I don't like strangers coming to my house to buy second hand goods (1)

NATURAL ENVIRONMENT

The section on the Natural Environment took a different approach to previous sectors and aimed to ask utilisation and quality of green spaces. There were **no** free-text options in this section.

TIME SPENT IN GREEN SPACES

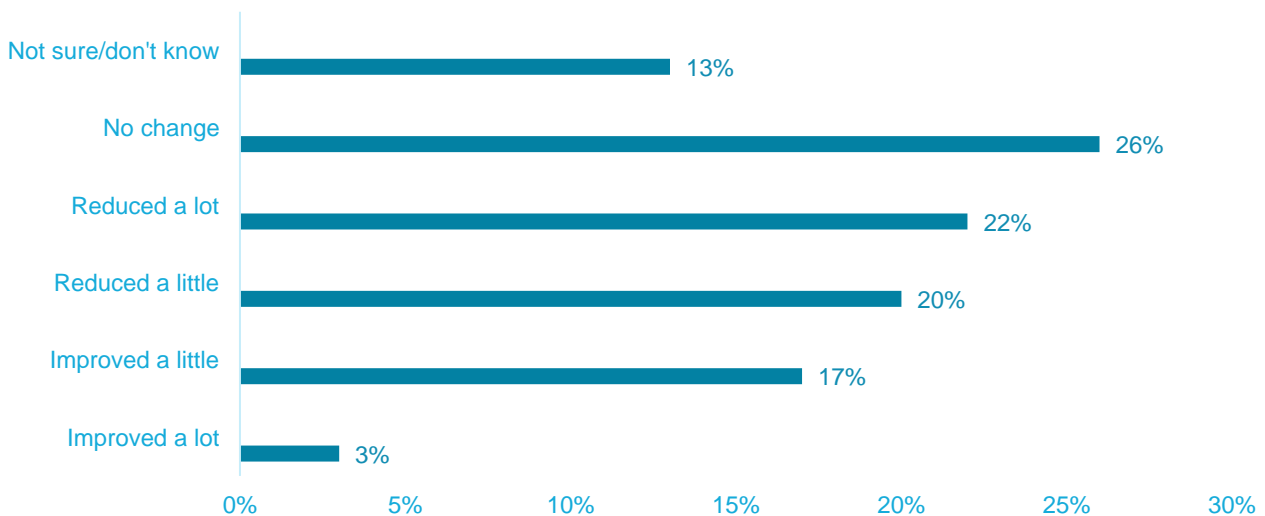
FIGURE 24: AMOUNT OF TIME ON AVERAGE SPENT IN GREEN SPACES OVER THE LAST 12 MONTHS



Residents were first asked how often they spend free time in green and natural spaces over the last 10 months. The vast majority of respondents stated that they have at least a weekly contact with green / natural spaces, with most (38%) spending time in them every day on average.

QUALITY OF GREEN SPACES

FIGURE 25: ANSWERS TO IF 'HAS THE QUALITY CHANGED OVER THE LAST 5 YEARS?'



The following question asked if they felt the quality of local green/natural spaces had changed over the last 5 years.

Most (26%) felt there was no change in quality over the last 5 years, and, overall, more felt that the quality had reduced compared to those felt it had improved.

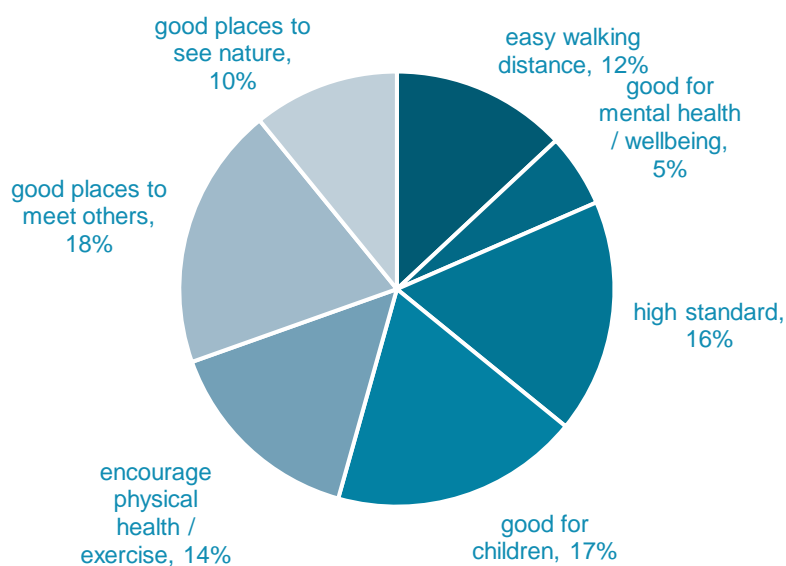
To assess more specifically the quality of green spaces with regards to utility value, residents were asked the extent to which they agreed/disagreed with the following statements:

- They're within easy walking distance
- They're good places for mental health and wellbeing
- They're of a high enough standard to want to spend time in
- They're good places for children to play
- They're places that encourage physical health and exercise
- They're good places to meet other people
- They provide a good opportunity to see nature

For brevity, the pie chart in Figure 26 below shows the proportion of those who either **disagreed** or **strongly disagreed** with the above statements:

QUALITY AND USE OF GREEN SPACES

FIGURE 26: PROPORTION OF RESPONDENTS WHO DISAGREED OR STRONGLY DISAGREED WITH EACH STATEMENT



This shows that for each statement the vast majority of respondents *agreed, strongly agreed* or *'didn't know'* for each of the statements. The most discontent was found regarding if they were *good places to meet others*, where **18% disagreed or strongly disagreed**, closely followed by *'good for children'* (17%) and that they were *'of a high enough standard'* (16%)

COMMENTS AND FURTHER SUGGESTIONS

The final question was an optional open question:

Do you have any other comments or suggestions for developing Kirklees' Climate Change Action plan?

It received **799 comments**, and of these there were, in terms of general comments, **8 key themes and 4 minor themes** that have been identified from analysis of the comments.

In addition, we studied the comments for those which included suggestions for **actions** that the council (or partners) could take, and analysed the number of times each **action** was suggested. The top ten suggestions and their frequency are shown in Figure 27 below.

SUMMARY

The 8 key themes are:

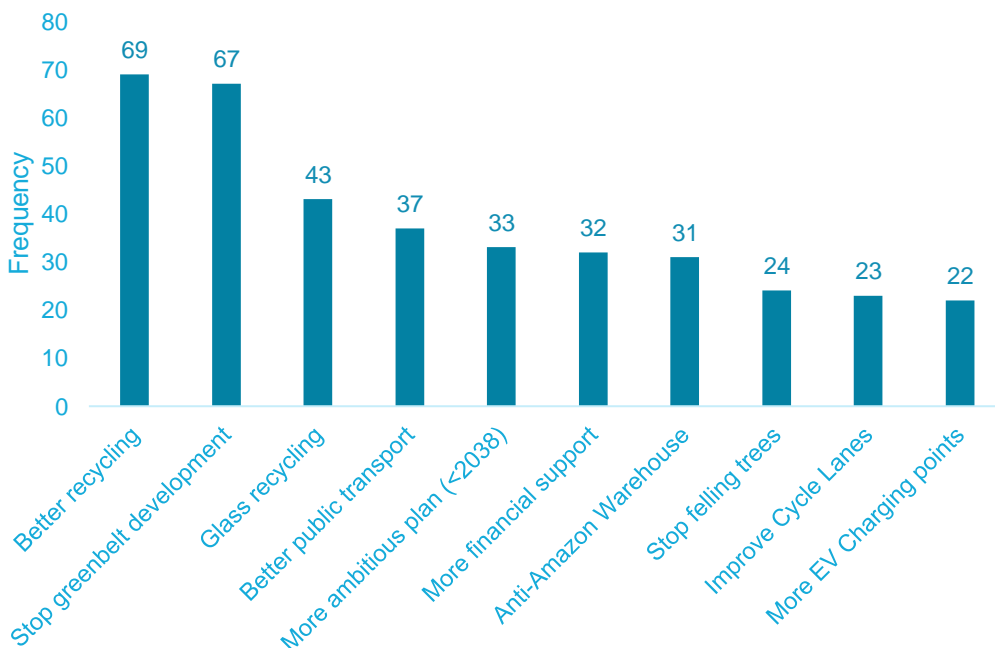
- Improve Recycling Options
- Housing & Planning Decisions
- Tackle Traffic Congestion & Air Pollution
- Improve and Encourage Active Travel & Public Transport
- Educate, Involve & Inform Communities
- Criticism of the Council's Approach

- Tackle Financial Inequalities
- Protect Trees and Improve Biodiversity

The four minor themes are:

- 2038 is not soon enough
- Littering and fly tipping
- Electric Vehicle Issues
- Focus on business, not just individuals

FIGURE 27: TOP 10 ACTIONS SUGGESTED AND NUMBER OF TIMES EACH ACTION WAS SUGGESTED.



KEY THEMES

IMPROVE RECYCLING OPTIONS

Many respondents commented that the current recycling facilities available within Kirklees were **inadequate**, and that kerbside collections should be expanded to include materials such as **glass, soft plastics, tetra-paks and food waste**. If not at kerbside, then more freely at recycling centres. Providing a brown garden waste bin free of charge was also repeatedly called for.

The highest number of comments criticising the council throughout this survey came in response to poor availability of recycling options:

“Start offering the glass recycling scheme again as most people have to drive to a bottle bank to get rid of their glass. It not very good for the environment, is it?”

“Reintroduce glass collections, brown bins free of charge, food waste collections and free compost bins and water butt's”

“Can we improve the amount of things we can recycle e.g soft plastics etc to reduce landfill, tetrapaks; food waste”

Other local authorities were frequently mentioned, with many respondents claiming that Kirklees falls short in comparison with other areas in terms of the recycling service offered:

“It would be nice to see a better recycling scheme. Other councils have food waste and glass recycling as standard.”

“Maybe attempt to not be ranked the worst Council in the country for recycling...it's embarrassing.”

“Do not feel that Kirklees are doing as much as other Councils for recycling. I know of others in neighbouring Councils who have glass collections and garden bin collections free”

Several respondents also commented that age, disability and lack of transport could make some residents unable to successfully recycle certain materials:

“Always remember age can be a barrier to successful recycling. Eg infirmity, lack of transport will rule out much recycling.”

“It is... difficult to take bottles to bottle banks on bus.!”

HOUSING & PLANNING DECISIONS

Concerns, criticisms and suggestions around Council planning decisions forms this second key theme. This includes criticism of Council decisions to approve construction and development of housing on **green belt land** and **flood plains**, and suggestions to ensure both new and existing homes are **built/retro-fitted** to be as eco-friendly and energy efficient as possible.

The second highest number of comments criticising the Council throughout this survey came in response to building on green belt land:

“Cutting down on the number of planning approvals which re-zone green belt land as brown field”

“Yes review all local plans, if they involve Green Belt, or former Green Belt do NOT build on them”

“If Kirklees is serious about climate change then it needs to reverse its decision to build over 600 new houses on the green belt.”

Assessing the environmental impact of planning decisions in terms of **destruction of green spaces and potential flood risk** was frequently mentioned:

“The council should review every planning application with a view to the impact on climate. ... Every bit of development affects both pollution and flooding adversely.”

“the scale on which new housing is going up and the fact that this could be eco, sustainable development, but it's not! Kirklees are failing to minimise/mitigate the environmental impact, it's devastating!”

“Yes stop giving planning permission for houses on ancient water meadows in the highest risk flood areas.”

Re-purposing empty properties across Kirklees was suggested by many people as a housing solution instead of building on green belt areas. Ensuring these buildings were properly **insulated** and made as **eco-friendly** as possible was also stressed:

“Be more inventive ... reuse, re-purpose brown sites or disused/derelict sites. Encroaching onto green land or green, open spaces is a total abandonment of our climate change responsibilities.”

“Re-use of consistently empty property, with a thought for more efficient heating, insulation etc. Why are council houses that are being re-roofed (Overthorpe Estate) not incorporating solar panels?”

“It concerns me that Kirklees spend a lot of time sending out resident surveys, instead of taking action ... and reduce building on green belt land, when existing and grade listed properties are stood empty in town centres.”

Ensuring **new-build** houses were all automatically fitted with features such as EV charge points, effective insulation, heat pumps and renewable energy sources was frequently raised by respondents. The importance of **retro-fitting** existing properties in this way was also mentioned:

Planning/building regulations should be amended to make solar panels, ev charging points, green heating systems, etc absolutely compulsory on all new construction - both domestic and commercial.

“All planning consents for new builds should make it compulsory to have solar or wind power. All extensions should have planning permission to include green energy”

“We must have a huge increase in retrofitting and building new houses fully insulated, with renewable energy sources as standard”

The importance of **public and council-owned buildings** showcasing eco-friendly systems and features was also raised:

“People need to see public buildings using eco saving methods”

“Support more renewable energy sources on council buildings”

TACKLE TRAFFIC CONGESTION & AIR POLLUTION

The problem of **air pollution** across Kirklees forms this third key theme to emerge from the comments. There are many factors contributing to this problem as recognised by respondents. These include traffic congestion, road widening policies, airport expansion, certain business activity (Syngenta was mentioned several times), bonfires, wood-burning stoves, bad traffic management by the Council and engines left running when vehicles are stationary.

A significant amount of criticism directed at the proposed **Amazon warehouse** at Cleckheaton and the increased traffic flow and potential pollution that would come from this has also been included within this theme.

Council-led decisions on road widening and traffic management were widely criticised throughout the comments as having detrimental impact on air pollution levels, and contributing to the climate emergency:

“STOP all road expansion schemes in Kirklees - they are NOT compatible with a climate emergency.”

“The West Yorkshire Combined Authority is wrongly planning to spend £100 million on roads in Kirklees - when a Moratorium would be better to ameliorate climate change”

“This council is largely responsible for travel and vehicle related pollution due to its inability to manage traffic flows.”

“We need ... Kirklees officers who really understand and have a real vision and understanding for clean and green communities that don't rely on cars, NOT investment in road widening and car parking!!”

Air pollution caused by speeding, speed bumps, congestion, too many traffic lights, road works and diesel/petrol engines left running were also raised by respondents:

“more speed restriction to cut emissions and accidents.”

“Vast numbers of vehicles with cold engines running. a few cars at a time through traffic light controlled junctions. Effects? Vast consumption of fuel with no gain (ie. movement), appalling air quality along many roads”

“Reduce the time that traffic is impaired by roadworks. Queuing cars/lorries creates pollution.”

“Fine occupants of stationary vehicles who sit with the engine running”

Electric buses and taxis were also encouraged alongside electric cars:

“Get more electric buses in Kirklees like there are in nearby Leeds”

The proposed construction of an **Amazon** warehouse near the Chain Bar roundabout at Cleckheaton caused much concern amongst respondents, who claimed that approving this development was **completely at odds** with the Council's net zero aspirations and would generate pollution from increased traffic flow, and destroy local greenspaces:

“Kirklees Council are total hypocrites to send this survey out and also support the building of the Amazon centre at Junction 26 of the M62. This will destroy an extensive area of natural beauty, drastically reduce the local air quality locally by clogging up the already overburdened local roads”

“Its absolutely disgraceful that Kirklees are even considering the Amazon warehouse which will drastically worsen the already over polluted area and completely destroy the biodiversity of the former green belt. Kirklees commitment to climate change? WHAT A JOKE!!”

“Stop the plans for the Amazon warehouse from going ahead... you will never achieve net zero with this monstrosity and the pollution which is already double WHO recommended guidelines will be astronomical”

IMPROVE AND ENCOURAGE ACTIVE TRAVEL & PUBLIC TRANSPORT

The importance of switching away from individual cars and towards the use of active travel methods and public transport was expressed by many respondents, and forms the fourth key theme to emerge.

Making bus and train fares cheaper, offering free bus passes to more groups of people, and ensuring the service on offer was more reliable and appealing than at present in order to encourage people to switch from using cars were among the most common suggestions made by respondents within this theme:

“Buses need to be more reliable to reduce car usage. Train fares need to be cheaper.”

“I live on a bus route for work commute but hindrances such as no waterproof bus shelter affect my decision. Cost is expensive and reliability is poor at best.”

“Why build new road ... Better to restrict car usage and increase public transport targeted at much used locations eg supermarkets.”

“Buses need to be a comparable experience to private cars in terms of comfort and convenience - a knackered 20 year old bus with leaky windows and threadbare seats twice an hour isn't going to get anybody out of an air conditioned car.”

Improving the safety of cycle lanes, cycling infrastructure, waterways, footpaths and greenspaces to encourage more people to switch to active travel was also suggested by many respondents:

“Develop a coherent cycling and active travel plan.”

“Creation of more greenways and maintenance of existing footpaths to a better standard.”

Providing adequate facilities for people with disabilities and considering accessibility issues and barriers certain groups might face in terms of transport was also raised:

“Little notice is ever taken of disabled peoples’ transport needs. For example, there is a huge emphasis on cyclists’ needs but none on improving access needs of disabled people eg improving pavements and paths to make them safer for essential wheelchair & mobility scooter users.”

EDUCATE, INVOLVE & INFORM COMMUNITIES

The importance of **educating residents of all ages** about climate change, providing practical advice and information to **help people make more informed eco-friendly choices**, and involving community groups, universities and local experts to contribute towards the plan forms this next key theme.

A **lack of understanding** about the impact of climate change, and the need to educate people in Kirklees to raise awareness of the problem and the potential solutions was expressed by many respondents:

“Just to do everything you can to bring the dangers of climate change to everyone's attention”

“Utilise council assets, e.g. museums, libraries, parks and open spaces to provide fun but educational activities for all ages to increase learning and raise awareness of climate emergency”

“You need to run campaign days in communities challenging people to think about their choices more.”

“I think we need to find a way to speak to the non converted.”

Kirklees Council needing to provide reliable and comprehensive **information and advice** for residents to help them make greener choices, in particular relating to household decisions such as insulation, heating and generating power was also called for:

“Open more information sessions in town, drop in centres with specialist or knowledgeable staff manning them.”

“The council need to get potential green suppliers so people don’t get conned and incentives for people to use them”

“Provide realistic/practical advice on how to insulate a typical West Yorks ...house.”

Building **partnerships with local community** groups in order to get the message across, supporting groups that were already doing good work for climate change and ensuring the community in general was engaged and involved with the whole process was also expressed:

“Local communities should be involved in drawing up plans in the style of Planning for Real.”

“Involving and linking up community groups from various areas to help get the message across to people.”

“Keen that the council should enable and support community-led actions on things like retrofit, community-led energy generation projects, local food production”

Involving **students and experts** at local universities and taking learnings from all appropriate sources in order to develop the Climate Change Action Plan was stressed by several respondents:

“allocating more funds for related research in the field of climate change to the university of Huddersfield could be a good practical step forward”

“Please please please don’t assume that you know all of the answers. There is a wealth of knowledge across Kirklees that can be used to drive action!”

“Consult with the Green Party and other appropriate groups with relevant expertise. Give this as a project to University students. Go through recent, relevant research papers etc.”

CRITICISM OF THE COUNCIL’S APPROACH

Criticism of the Council’s approach to the climate emergency, criticism of council employees and decisions, including calls for the Climate Change Action Plan and net zero target to be scrapped, forms this next key theme. Claims that this agenda is a **waste of money and that climate change does not exist** have also been included here.

A number of respondents accused the council of **hypocrisy**, citing decisions on planning (roads and construction) that were at odds with the net zero target:

“Kirklees may have a plan but the damage to the environment by the Council or condoned and supported by it verges on the hypocritical”

“YES - I find the role of KCC to be appalling in their lack of concrete measures to reduce climate change. The proposals to fell many mature trees, the failure to support the planting of trees... the greenwash in this survey. KCC is a very conservative anti-Green out-of-date council with arrogant councillors.”

“How can we meet our agreed limits on Co2 in the UK when our council (Kirklees) is supporting a huge building of a warehouse that will put close to 40,000 extra lorries on our roads. ...Should we care when the council shows it doesn’t care?”

Some respondents accused the council of **virtue signalling**, and described the council’s net zero plans as a **waste of money**, calling for the funds to be re-directed elsewhere rather than spent on tackling climate change:

“Concentrate on providing the services your employers, the general public, actually want instead of this green rubbish.”

“Focus on other things that affect people’s everyday lives now. Cost of living, food banks, stop these virtue signalling projects”

“Yes. Scrap it and use the savings to reduce council tax so that all residents may benefit.”

“Stop virtue signalling... and get on with what you are supposed to be doing- emptying bins and fixing potholes”

Some respondents went further than suggesting this policy was a waste of money, to suggest that climate change doesn't exist and that net zero is a harmful agenda:

“Drop carbon zero now, it's a global de-population agenda and a project of global bankers”

“You can't change the climate. If you think you can you need to get some psychiatric help for you are delusional.”

“climate change doesn't exist.”

“There is no policy as ill-thought out, as ineffective, as madcap or as unnecessarily punitive as net-zero. It is literally destroying lives.”

TACKLE FINANCIAL INEQUALITIES

The **cost** of eco-friendly options was raised by a number of respondents as being the biggest **barrier** in preventing them from making greener choices. The high price of electric cars, renewable energy sources, home improvements and organic food were all mentioned.

Respondents suggested that the Council needed to tackle these inequalities and ensure greener choices were economically viable for all residents, regardless of income:

“Environmentally friendly options need to be made significantly cheaper - if not, free!!”

“Until the cost of electric/hybrid cars reduce I can't afford one either new or secondhand!”

“The biggest barrier for people is cost”

“Unfortunately, whatever the plan it is likely to prove too expensive for many of us when even buying food is a struggle let alone anything else.”

Following on from this, a number of respondents commented that the Council (or central government) should be **incentivising** residents, private landlords/homeowners and businesses to switch over to more eco-friendly and energy efficient solutions (suggestions included insulation, double glazing, EV ownership, e-bikes, solar panels, wind turbines, heat pumps etc); by offering grants / bursaries or interest-free loans, or by supporting people to find funding and help where available:

“provide low interest loans for environmental improvements at home”

“There needs to be massive government incentive available to make house refitting affordable... The net zero target for Kirklees does not feel possible without a massive programme backed by cash or long term zero interest payments.”

“Ground source heat pumps/wind turbines are great but not practical for individual households in terms of cost or space - could we have council initiated shared sites where several households could use them and share the cost?”

“Grants for solar panels and ground source heat pumps.”

PROTECT TREES AND IMPROVE BIODIVERSITY

Protecting **mature trees** and tackling the **biodiversity crisis** forms this last key theme. A large number of respondents commented specifically on Council plans to widen the A629 Halifax Road and the decision to fell 126 mature trees to make way for this, stressing how detrimental to climate change this would be, as well as being at odds with the Council's net zero plans:

“Stop felling mature trees - there is no point in planting hundreds/thousands of sapling trees and then felling mature trees on a planning whim”

“STOP THE WIDENING OF THE A629 AND STOP CHOPPING DOWN MATURE TREES TO MAKE SPACE FOR MORE CARS.”

“the planned work on the Halifax Road is a dreadful step forward in combating climate change - all for the sake of saving literally 2 minutes on a journey. Absolutely ridiculous to get rid of those trees, widen roads, encourage more traffic.”

“protect all trees... TREES ARE FREE CARBON CAPTURE, and also look stunning”

The importance of tackling the current **biodiversity** crisis was also stressed by a large number of respondents. This includes suggestions such as cutting out use of weedkiller and pesticides, supporting wildlife, increasing availability of allotments, ponds and green spaces and educating residents on the importance of insects and re-wilding:

“Reducing/eliminating use of pesticides, encouraging residents to use alternatives to pesticides; re-wilding more; developing & protecting wildlife corridors”

“I would also like to see less grass verge cutting and areas of parks where native wildflowers can grow to support the native wildlife. All pesticides / chemical weed control substances should not be used by the local area maintenance services. Seed sharing schemes too”

“There need to be more done in the action plan to tackle the biodiversity crisis”

“re-wilding more; developing & protecting wildlife corridors... plant trees, protect existing ponds/green spaces.”

MINOR THEMES

2038 IS NOT SOON ENOUGH

A number of respondents were frustrated with the 2038 net zero target and called for the Council to be bolder and more ambitious and bring this forward. People called for meaningful and urgent action to be shown right away and for this to be the Council's top priority:

"2038 is a poor target. You can and should implement change quicker. Stop making excuses, stop wasting time"

"Make sure it is embedded in every aspect of life in Kirklees as a matter of urgency and importance."

"Net Zero needs to happen before 2038. There is no ambition with a target that is 16 years away"

"The plan is nowhere near ambitious enough. NetZero by 2030 or earlier"

LITTERING AND FLY-TIPPING

A number of respondents agreed that littering and fly-tipping was a problem in Kirklees that was damaging to the environment and needed to be addressed. Some suggested stricter fines and penalties to be imposed on people who dump rubbish, but the majority were in favour of making access to tips and household waste/recycling sites easier so that people could dispose of items (including rubble) properly.

Providing a re-use shop at all recycling facilities was also suggested, as well as a free council collection service for bulky items. Ensuring takeaway food packaging was biodegradable across Kirklees was also mentioned by some respondents.

"do something more about fly tipping, littering etc which is damaging the environment. I often think it would be cheaper to allow more stuff to be tipped at council tips, than to clear fly tips!"

"Making disposal of some kinds of waste difficult and expensive as Kirklees Council had done in recent years is completely THE WRONG APPROACH. This has just brought about a burgeoning of fly-tipping, (never cleared for months on end) which has degraded so many of the green natural areas into dirty, smelly quasi-tips. Responsible waste management cannot depend on clumsy and ineffective so-called deterrents, it must provide easily accessible, free of charge facilities as an alternative."

"Bigger fines for rubbish dumping"

"Make it easier and cheaper for people to get rid of bulky goods to stop the dreadful fly-tipping, which is costly to us all and to the environment. Many people do not have transport to get to tips. Those people should not be penalised or prejudiced, as they are often single parents, young, old, ill, disabled, or poorer residents."

ELECTRIC VEHICLE ISSUES

Respondents raised several issues surrounding electric vehicles – such as the current lack of infrastructure, the lack of affordability (as discussed in the previous 'Tackle Financial Inequalities' theme), and our continued reliance on fossil fuels for electricity.

The need for more charge points across the district and the problem of how to charge a car parked on-street overnight were both mentioned:

“Install and maintain more electric car charging points in all car parks.. Make sure existing charging points work.”

“Have a more robust EV charging plan. Every parking bay should have a charger. Charging hubs, lamppost charging etc.”

“I hope to be told how to charge an electric car soon, despite my car being 20 metres from my house.”

Also, a smaller number of respondents commented that promoting electric vehicles as an eco-friendlier alternative to diesel/petrol cars was misleading unless we address where the electricity is sourced and how cars are manufactured, and batteries are disposed of:

“Promoting electric cars, instead of reducing the need for travel, and improving public transport, just wastes resources (by making new cars) and wastes precious electricity”

“Until someone proves to me that the electricity for electric cars is coming from an ethical and environmental source I would not consider buying an electric car.”

“EVehicles less effective for reducing emissions than petrol/diesel efficient engines by time battery construction and disposal, electric generation and lack of mileage possible considered”

FOCUS ON BUSINESS, NOT JUST INDIVIDUALS

Placing more emphasis on business activity rather than individual activity, and how incentivising or forcing businesses to reduce their carbon footprint could make the biggest difference when it comes to achieving net zero, was expressed by a number of respondents, and forms this last minor theme.

Action being required that is beyond the Council to take, and in some cases beyond central government and on a more global scale was also raised by some people.

“The main power in combating catastrophic climate change does not lie with individuals. Encouraging recycling of yogurt pots is great and that, but let's not pretend it matters a hill of beans when set against flights with nobody on board”

“I think local councils are duty-bound to work/liaise with local industry to maximise their Climate Change Action Plans.”

“Please start placing most emphasis on business, especially big business and richer people. Currently the plans imply energy poverty for more of us and another money-making scheme for those able to profit from government contracts.”