

AREA PROFILES 2009

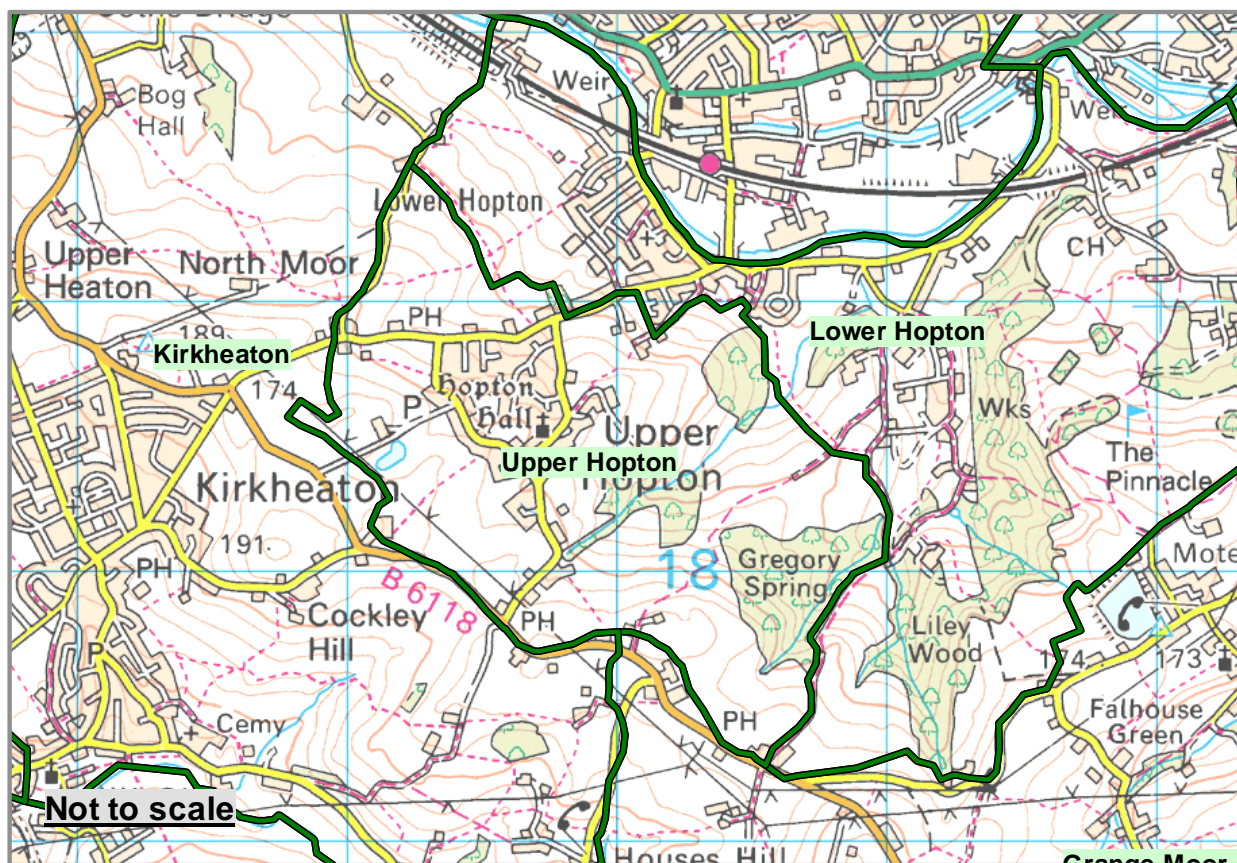
Upper Hopton Settlement

POPULATION (MID-YEAR ESTIMATE 2008)

	Upper Hopton		No.	Kirklees		No.	Great Britain	
	No.	%		%	%			
Total population	860	100.0	403,943	100.0	59,608,200	100.0		
Total males	430	50.0	198,291	49.1	29,280,500	49.1		
Total females	430	50.0	205,652	50.9	30,327,700	50.9		
All aged 0-4	40	4.7	27,172	6.7	3,580,500	6.0		
All aged 5-15	120	14.0	55,747	13.8	7,555,800	12.7		
All aged 16-19	40	4.7	22,296	5.5	3,123,200	5.2		
All aged 20-44	280	32.6	139,016	34.4	20,654,300	34.7		
All aged 45-64	240	27.9	100,654	24.9	15,013,400	25.2		
All aged 65-74	70	8.1	31,181	7.7	5,019,500	8.4		
All aged 75-84	40	4.7	20,049	5.0	3,354,400	5.6		
All aged 85 and over	20	2.3	7,828	1.9	1,307,300	2.2		

Settlement estimates are produced using the council tax database and Super Output Area ONS 2008 Mid-Year Estimates.

MAP OF 2003 SETTLEMENTS



Ordnance Survey mapping has been used in this publication to show the boundaries of 2003 Settlements.

© Crown Copyright. All rights reserved. Kirklees Council, Licence Number 100019241.

Produced by the Policy and Governance Service

Telephone: 01484 221762 Fax: 01484 221755

Email: andy.shackleton@kirklees.gov.uk



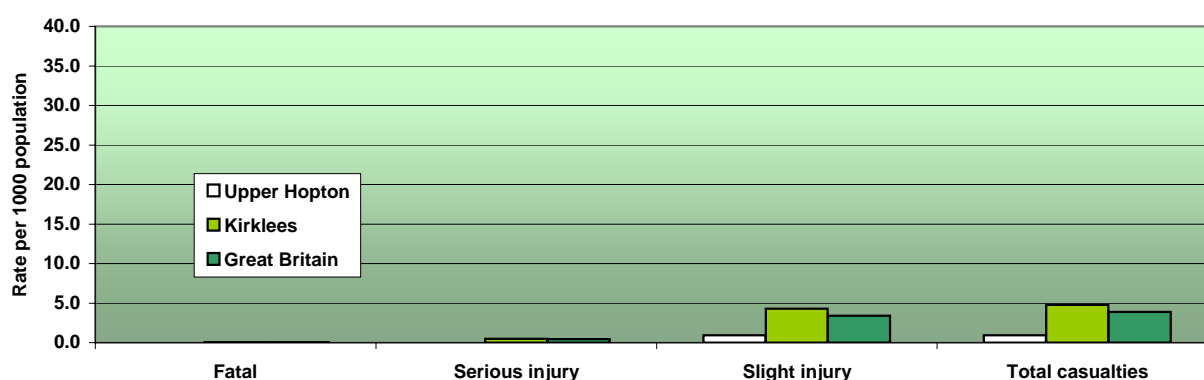
AREA PROFILES 2009

Upper Hopton Settlement

ROAD TRAFFIC CASUALTIES JANUARY 2004 - DECEMBER 2008

Type of casualty	Upper Hopton		No.	Kirklees		Great Britain	
	No.	Average yearly rate per 1000 population		Average yearly rate per 1000 population	No. (2008 figures only)	Rate per 1000 population	
Fatal	0	0.0	64	0.0	2,538	0.0	
Serious injury	0	0.0	981	0.5	26,034	0.4	
Slight injury	4	0.9	8,632	4.3	202,333	3.4	
Total casualties	4	0.9	9,677	4.8	230,905	3.9	

Source: Kirklees Highways Service.



RECORDED CRIME (OFFENCES) 2008/2009

	Upper Hopton		No.	Kirklees		England and Wales	
	No.	Rate per 1000 population		Rate per 1000 population	No.	Rate per 1000 population	
Burglary dwelling	3	3.5	3,358	8.3	284,445	5.2	
Burglary other	4	4.7	3,087	7.6	296,952	5.5	
Criminal damage	4	4.7	9,063	22.4	936,729	17.2	
Drugs offences	0	0.0	722	1.8	242,907	4.5	
Fraud/Forgery	1	1.2	1,015	2.5	163,283	3.0	
Handling	0	0.0	66	0.2	10,720	0.2	
Homicide	0	0.0	5	0.0	648	0.0	
Others	0	0.0	575	1.4	71,141	1.3	
Other theft	6	7.0	8,266	20.5	1,069,935	19.7	
Other violence	1	1.2	6,239	15.4	903,345	16.6	
Robbery	0	0.0	675	1.7	80,104	1.5	
Sexual offences	1	1.2	390	1.0	51,488	0.9	
Theft from vehicle	9	10.5	3,880	9.6	444,647	8.2	
Theft etc of vehicle	0	0.0	1,480	3.7	147,470	2.7	
Total No. of Offences	29	33.7	38,821	96.1	4,703,814	86.4	

Source: West Yorkshire Police.

Produced by the Policy and Governance Service

Telephone: 01484 221762 Fax: 01484 221755

Email: andy.shackleton@kirklees.gov.uk



AREA PROFILES 2009

Upper Hopton Settlement

COUNCIL TAX JULY 2009

	Upper Hopton		Kirklees	
	No.	%	No.	%
Total properties	392	100.0	177,476	100.0
Liable properties ¹	372	94.9	165,614	93.3
Properties claiming some or 100% benefit ²	46	12.4	39,684	24.0
Void (empty) properties	18	4.6	8,917	5.0

Source: Kirklees Revenues and Benefits Service (Council Tax Section). ¹Liable properties equals total properties less exempt and void properties. ²Percentage in this row is a % of liable properties.

COUNCIL TAX BANDS JULY 2009

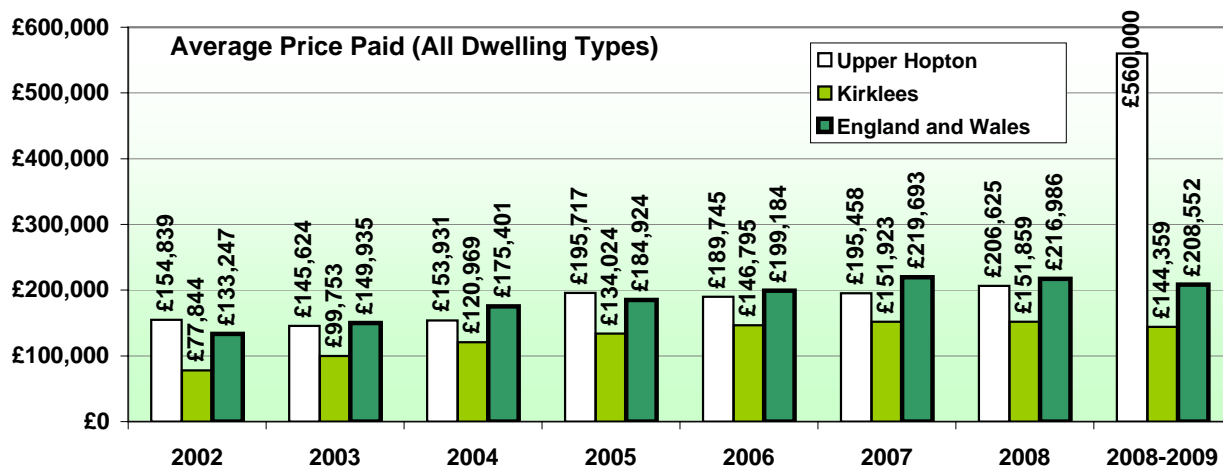
	Upper Hopton		Kirklees		England	
	No.	%	No.	%	No.	%
Band A (£40,000 and under)	81	20.7	81,050	45.7	5,377,291	24.6
Band B (£40,001 - £52,000)	81	20.7	32,699	18.4	4,234,049	19.4
Band C (£52,001 - £68,000)	35	8.9	30,474	17.2	4,751,312	21.8
Band D (£68,001 - £88,000)	41	10.5	15,523	8.7	3,357,988	15.4
Band E (£88,001 - £120,000)	82	20.9	10,905	6.1	2,087,885	9.6
Band F (£120,001 - £160,000)	51	13.0	4,743	2.7	1,105,075	5.1
Band G (£160,001 - £320,000)	17	4.3	1,952	1.1	780,667	3.6
Band H (£320,001 and over)	4	1.0	130	0.1	121,355	0.6
Total	392	100.0	177,476	100.0	21,815,622	100.0

Source: Kirklees Revenues and Benefits Service (Council Tax Section).

AVERAGE HOUSE PRICES JULY 2008 TO JUNE 2009

	Upper Hopton		Kirklees		England and Wales	
	£	Sales	£	Sales	£	Sales
Average (mean) house prices	£560,000	5	£144,359	3,531	£208,552	490,648

Source: HM Land Registry © Crown Copyright. Reproduced with the permission of HM Land Registry on behalf of the Controller of Her Majesty's Stationery Office. Note: In Settlements with few sales the sale of a single high value property may greatly inflate the mean price shown.



GROSS HOUSEHOLD INCOME 2009

	Upper Hopton	Kirklees	Great Britain
Gross income (mean)	£43,400	£33,500	£35,000

Source: CACI Paycheck Model 2009. Figures relate to total household income from any source including welfare benefits.

Produced by the Policy and Governance Service
 Telephone: 01484 221762 Fax: 01484 221755
 Email: andy.shackleton@kirklees.gov.uk

