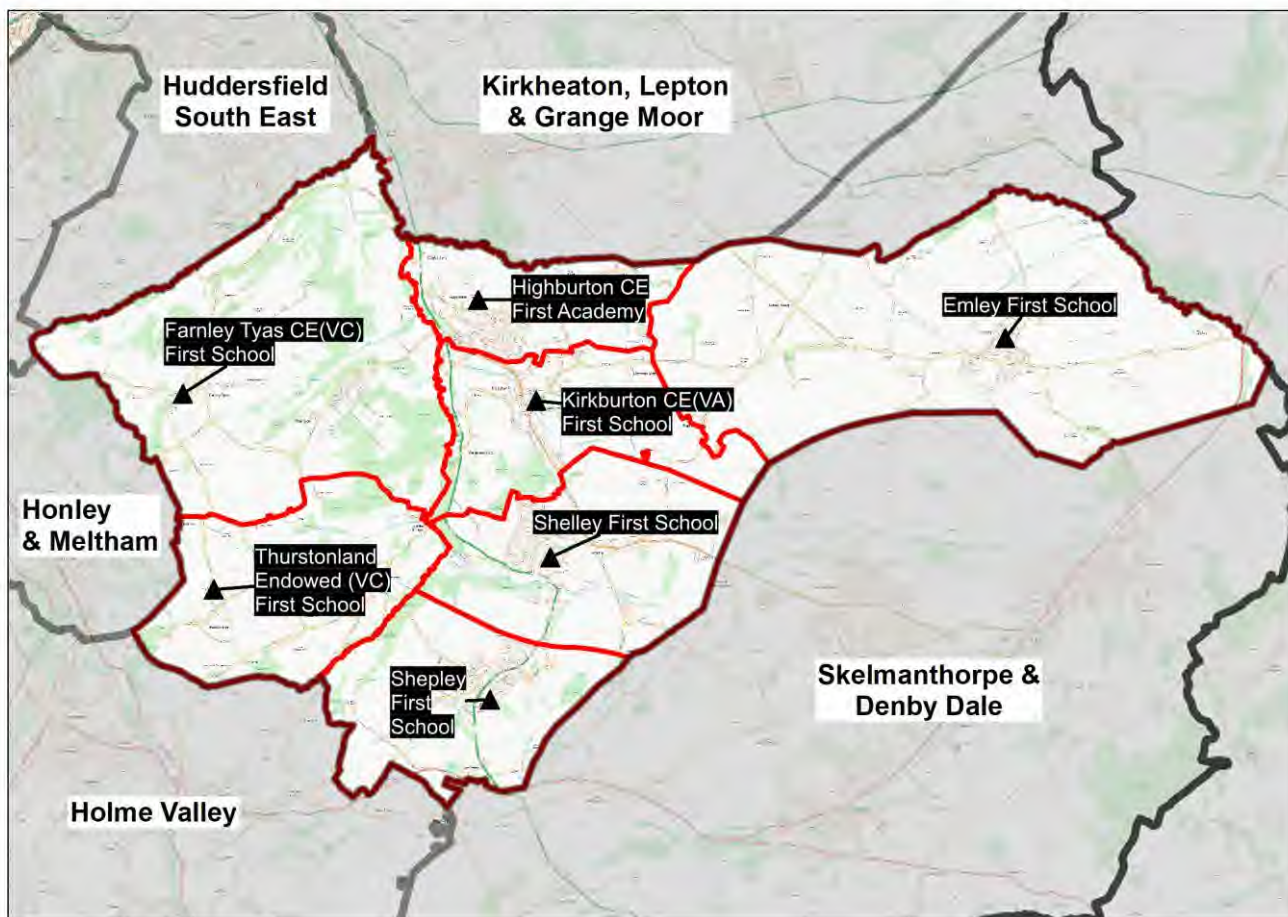


Planning Area 22: Shelley



Contains Ordnance Survey data
© Crown Copyright and database right 2023


- ❖ Emley First School
- ❖ Farnley Tyas CE(VC) First School
- ❖ Highburton CE First Academy
- ❖ Kirkburton CE(VA) First School
- ❖ Shelley First School
- ❖ Shepley First School
- ❖ Thurstonland Endowed (VC) First School

Overview: The chart on page 205 (and Table B on page 206) shows the demand for Reception places from children resident in this planning area is expected to continue to decline. This is an area in the LA that has a 3-tier system of first and middle schools. The schools in this planning area serve a semi-rural cluster of small settlements, including some rural schools.

In 2022/23 there were a modest number of unfilled places at over half the schools.

In 2023/24 there were a modest number of unfilled places on national offer day at all but one school. The pattern of pupil distribution illustrates that the majority of children (89%) living in the planning area attend schools in the area, with a number of pupils (18%) attending schools here from neighbouring planning areas.

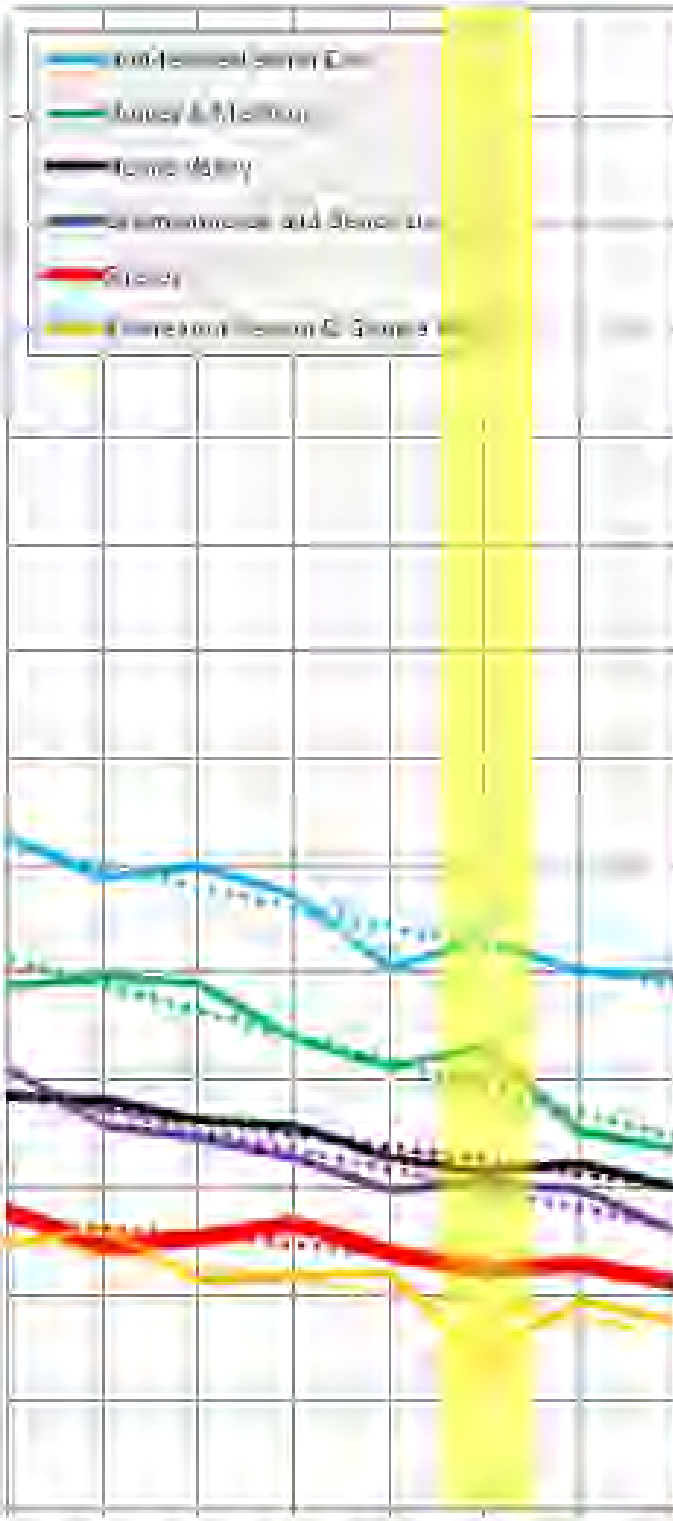
For 2024, 2025 and 2026 population data indicate a continuation of a declining trend. There is a small housing development of approximately 50 dwellings in this planning area, which has not yet commenced. There is no need for additional places.

| <h3>Place planning data for three cohorts of children: Reception, Year 1 & 2</h3> <p>From NHS Data 2022 and School Census year 2023</p> <p>Note numbers in square brackets show the average number of children per year group</p> | |
|---|--|
| <p>386 (129) children live in this PA (NHS)</p> <ul style="list-style-type: none"> • 314 (115) go to schools in this PA • 88 (0) go to schools in other LA's PAs • 2 (1) go to schools in free-transport provisions • 0 (0) go to schools in other LA's • 12 (4) are unknown | <p>130 (14) children go to school in this PA (Census)</p> <ul style="list-style-type: none"> • 114 (15) live in this PA • 70 (26) live in other PAs • 3 (3) live in other LA's |
| <p>Average number of places used per year group</p> <p>Number of reception places available</p> <p>Trend in number of children living in this PA per year group</p> | <p>143</p> <p>(8)</p>  <p>Decline</p> |
| <p>Place planning strategy, assuming current patterns of migration, housing activity & parental preference etc:</p> <ul style="list-style-type: none"> - Reception provision in this PA is sufficient to meet the demand for places in this PA - There is no need for additional places in this PA - There is no need for additional places in other LA's PAs - There is no need for additional places in other LA's | |

Planning Area 22: Shelley

Chart showing pupil population trends and available school places

population trends in neighbouring planning areas
Reception 2019 to Reception 2026 (ME6)



number of
reception
places in
planning area
(PAN 2024/25)

The dotted lines show the
underlying trends in the size of
the population for the area



Rec 2019 Rec 2020 Rec 2021 Rec 2022 Rec 2023 Rec 2024 Rec 2025 Rec 2026

The chart above shows the size of each year group in the child population in the planning area and the neighbouring planning areas for Reception cohorts Sep 2019 to Sep 2026. The dotted line shows the underlying trend in the size of the pupil population for each area.

The bar chart shows the number of Reception class places available in each planning area, based on the Published Admission Numbers (PANs) of the schools in the area. The yellow shading highlights the data for Reception classes in September 2024.

| Planning Area 22, Shelley | | | | | | | | | | | | | | | | | | |
|---|-------------|-----------------------|---------|-------|-------|-------|----|--------------|-------|-----|-----|-----|-----|-----|-----|-----|--|--------------|
| Table A. Number on roll - pupil census January 2023 | | | | | | | | | | | | | | | | | | |
| School Name | PAN 2024/25 | Admission Limit / PAN | Nursery | | | | | First School | | | | | | | | | | Total Pupils |
| | KS1 | KS2 | < 2 PT | 2+ PT | 3+ PT | 4+ PT | FT | Primary | | | | | | | | | | |
| | | | | | | | | 4+ PT | 4+ FT | 5+ | 6+ | 7+ | 8+ | 9+ | 10+ | | | |
| Emlay First School | 25 | 25 | 0 | 0 | 0 | 0 | 0 | 0 | 25 | 19 | 24 | 24 | 20 | 27 | 0 | 139 | | |
| Famley Tyas CE (VC) First School | 10 | 10 | 0 | 0 | 0 | 0 | 0 | 0 | 9 | 11 | 9 | 9 | 10 | 0 | 57 | | | |
| Highburton CE (VC) First School | 30 | 30 | 0 | 0 | 0 | 0 | 0 | 0 | 28 | 29 | 30 | 30 | 29 | 0 | 176 | | | |
| Kirkburton CE (A) First School | 24 | 24 | 0 | 0 | 0 | 0 | 0 | 0 | 19 | 17 | 18 | 27 | 25 | 23 | 0 | 129 | | |
| Shelley First School | 30 | 30 | 0 | 0 | 0 | 0 | 0 | 0 | 25 | 33 | 22 | 34 | 36 | 28 | 0 | 178 | | |
| Shepley First School | 30 | 30 | 0 | 0 | 0 | 0 | 0 | 0 | 28 | 28 | 24 | 28 | 28 | 27 | 0 | 163 | | |
| Thurstonland Endowed (VC) First School | 12 | 12 | 0 | 0 | 0 | 0 | 0 | 0 | 12 | 13 | 7 | 9 | 12 | 12 | 0 | 65 | | |
| | 161 | 161 | 0 | 0 | 0 | 0 | 0 | 0 | 146 | 150 | 134 | 161 | 160 | 156 | 0 | | | |

| Planning Area 22, Shelley | | | | | | | | | | | | | | | |
|---|--------------------|--------------------|--------------------|-------------------|--------|--------|----------------|--------|--------|--------|-------------------|--------|--------|---------|---------|
| Table B. Number of pupils in each year cohort resident in the planning area - school year 2022-23 - (NHS Oct2022) | | | | | | | | | | | | | | | |
| future reception year groups | | | | Infant 2022/23 | | | Junior 2022/23 | | | | Secondary 2022/23 | | | | |
| | | | | Early years/KS1 | | | Key Stage 2 | | | | Key Stage 3 | | | KS4 | |
| Reception Sep 2026 | Reception Sep 2025 | Reception Sep 2024 | Reception Sep 2023 | Reception 2022/23 | Year 1 | Year 2 | Year 3 | Year 4 | Year 5 | Year 6 | Year 7 | Year 8 | Year 9 | Year 10 | Year 11 |
| 106 | 113 | 111 | 119 | 133 | 126 | 122 | 138 | 153 | 142 | 174 | 156 | 160 | 155 | 187 | 171 |

Planning Area 22. Shelley

Table C: Where do children living in the Shelley planning area go to school?

Reception - Year 6 (Jan 2023)

| School Attended | Emley First School | Farnley Tyas CE (VC) First School | Highburton CE First Academy | Kirkburton CE (VA) First School | Shelley First School | Shepley First School | Thurstonland Endowed (VC) First School | Grand Total |
|---|--------------------|------------------------------------|-----------------------------|----------------------------------|----------------------|----------------------|--|-------------|
| Birdsedge First School | | | | | 4 | | | 4 |
| Birkby I & N School | 2 | | | | | | | 2 |
| Brockholes CE (VC) J & I School | | | | 1 | | | | 1 |
| Cumberworth CE (VA) First School | 3 | | 1 | | 5 | 5 | | 14 |
| Dalton School | | | 1 | | | | | 1 |
| Denby CE(VA) First School | | | | | 1 | | | 1 |
| Denby Dale First & Nursery School | 1 | | | 2 | 2 | | | 5 |
| Emley First School | 80 | | 1 | 1 | | | | 82 |
| Farnley Tyas CE (VC) First School | | 14 | 2 | | | 8 | | 24 |
| Grange Moor Primary School | | | | 1 | | | | 1 |
| Hepworth J & I School | | 1 | | | | 1 | | 2 |
| Highburton CE First Academy | | | 136 | 11 | 6 | 2 | 1 | 156 |
| Holmfirth J I & N School | | | | | | | 1 | 1 |
| Howard Park Community School | | | | 2 | | | | 2 |
| Kaye's Academy | 2 | | | | 2 | | | 4 |
| Kirkburton CE (VA) First School | 1 | 2 | 14 | 83 | 6 | 1 | 1 | 108 |
| Kirkburton Middle School | 13 | 4 | 41 | 20 | 35 | 24 | 5 | 142 |
| Kirkheaton Primary School | | | 2 | | | | | 2 |
| Lepton CE Primary Academy | | | 1 | 1 | | 1 | | 3 |
| Netherhall Learning Campus Junior School | | | 1 | | | | | 1 |
| Netherthong Primary School | | | | | 1 | 1 | 1 | 3 |
| Rowley Lane J I & N School | | | 7 | 2 | 2 | | 1 | 12 |
| Scholes (Holmfirth) J & I School | | | | 1 | | 2 | | 3 |
| Scissett CE Academy | 2 | | | | 1 | 1 | | 4 |
| Scissett Middle School | 1 | | | 1 | 4 | 3 | | 9 |
| Shelley First School | | | 5 | 7 | 139 | 1 | | 152 |
| Shepley First School | | | 1 | 1 | 10 | 125 | 10 | 147 |
| Skelmanthorpe Academy | 1 | | | | 2 | 1 | | 4 |
| St Aidan's Church of England Academy | | | 2 | | | 2 | | 4 |
| St Joseph's Catholic Primary Academy Huddersfield | | | | | | | 1 | 1 |
| Thurstonland Endowed (VC) First School | | 3 | 1 | | 2 | 1 | 40 | 47 |
| Grand Total | 106 | 24 | 216 | 134 | 222 | 179 | 61 | 942 |

Planning Area 22. Shelley

Table D: Where do children attending school in Shelley live?

Reception - Year 6 (Jan 2023)

School Attended

| PAA of Residence | Emley First School | Farnley Tyas CE (VC) First School | Highburton CE First Academy | Kirkburton CE (VA) First School | Shelley First School | Shepley First School | Thurstonland Endowed (VC) First School | Grand Total |
|--|--------------------|-----------------------------------|-----------------------------|---------------------------------|----------------------|----------------------|--|-------------|
| All Hallows' CE (VA) Primary School / Hill View Academy KS2 | 2 | 4 | 2 | 1 | 9 | 2 | 3 | 23 |
| Berry Brow I & N School / Newsome Junior School | | 1 | | | | | | 1 |
| Birdsedge First School (The Mast Academy Trust) | | | | | 1 | 1 | | 2 |
| Birkby I & N School / Birkby Junior School | | | | | 2 | | | 2 |
| Brockholes CE (VC) J & I School | | | | | | | 2 | 2 |
| Cumberworth CE (VA) First School | | | | 1 | | | | 1 |
| Dalton Junior Infant and Nursery School | 1 | 1 | | 2 | | | | 4 |
| Denby CE (VA) First School | | | | | | 2 | | 2 |
| Denby Dale First and Nursery School | | | | 1 | 3 | | | 4 |
| Emley First School | 80 | | | 1 | | | | 81 |
| Farnley Tyas CE (VC) First School | | 14 | | 2 | | | 3 | 19 |
| Flockton CE (VC) First School | 25 | | | 1 | | | | 26 |
| Grange Moor Primary School | 1 | | | 1 | | | | 2 |
| Highburton CE First Academy | 1 | 2 | 136 | 14 | 5 | 1 | 1 | 160 |
| Hill View Academy | | 4 | | 2 | 1 | 1 | 3 | 11 |
| Hillside Primary School | | 4 | | | | | | 4 |
| Honley CE(VC) Junior, Infant & Nursery School | | 1 | | | | | 4 | 5 |
| Kaye's Academy School | 7 | | | | | | | 7 |
| Kirkburton CE (VA) First School | 1 | | 11 | 83 | 7 | 1 | | 103 |
| Kirkheaton Primary School | | | | | 2 | | | 2 |
| Lepton CofE Primary Academy | 2 | | 3 | 4 | 4 | | | 13 |
| Lowerhouses CE (VC) Junior Infant and Early Years School | | 8 | 1 | | | | | 9 |
| Meltham CE (VC) Primary School | | 2 | | | | | | 2 |
| Moldgreen Community Primary School | | | | | 1 | | | 1 |
| Netherhall St James CE(VC) I & N School / Netherhall Learning Campus Junior School | | 1 | 3 | 1 | | 1 | 2 | 8 |
| Netherthong Primary School | | | | | | | 1 | 1 |
| New Mill Infant School / New Mill Junior School (Learning Accord MAT) | | 2 | | | | 1 | 1 | 4 |
| Old Bank Academy | | | | 1 | | | | 1 |
| Paddock J I & N School | | | | | 1 | | | 1 |
| Rowley Lane J I & N School | 2 | 2 | 8 | 2 | | | 2 | 16 |
| Scissett CE (VA) Academy | | | | 3 | | | | 3 |
| Shelley First School | | | 6 | 6 | 139 | 10 | 2 | 163 |
| Shepley First School | | 8 | 2 | 1 | 1 | 125 | 1 | 138 |
| Skelmanthorpe Academy School | 8 | | 3 | | 2 | 7 | | 20 |
| St Thomas CE (VC) Primary School | | 2 | | | | | | 2 |
| Thurstonland Endowed (VC) First School | | | 1 | 1 | | 10 | 40 | 52 |
| Woodside Green, A SHARE Primary Academy | | 1 | | | | | | 1 |
| Grand Total | 130 | 57 | 176 | 128 | 178 | 162 | 65 | 896 |

Tables E(i) to E(iii) below show how Reception places were allocated in this planning area at each of the last three National Offer Days, compared to the number of Reception places available at each school and the number of applicants resident in each school's Priority Admission Area (PAA). Blanks in the tables indicate a school does not have a PAA.

Table E(i)

| 2023/24 | PAN | No of <u>applicants</u> living in PAA | No of places allocated | Vacancies | Waiting list |
|--|------------|--|-------------------------------|------------------|---------------------|
| Shelley | | | | | |
| Emley First School | 25 | 13 | 17 | 8 | 0 |
| Farnley Tyas CE (VC) First School | 10 | 6 | 9 | 1 | 0 |
| Highburton CE (VC) First School | 30 | 23 | 24 | 6 | 0 |
| Kirkburton CE (VA) First School | 24 | 7 | 15 | 9 | 0 |
| Shelley First School | 34 | 29 | 31 | 3 | 0 |
| Shepley First School | 30 | 28 | 31 | -1 | 5 |
| Thurstonland Endowed (VC) First School | 12 | 8 | 8 | 4 | 0 |
| | 165 | 114 | 135 | 30 | 5 |

Table E(ii)

| 2022/23 | PAN | No of <u>applicants</u> living in PAA | No of places allocated | Vacancies | Waiting list |
|--|------------|--|-------------------------------|------------------|---------------------|
| Shelley | | | | | |
| Emley First School | 25 | 23 | 25 | 0 | 11 |
| Farnley Tyas CE (VC) First School | 10 | 1 | 8 | 2 | 0 |
| Highburton CE (VC) First School | 30 | 20 | 27 | 3 | 0 |
| Kirkburton CE (VA) First School | 24 | 18 | 21 | 3 | 0 |
| Shelley First School | 34 | 27 | 26 | 8 | 0 |
| Shepley First School | 30 | 26 | 30 | 0 | 6 |
| Thurstonland Endowed (VC) First School | 12 | 15 | 12 | 0 | 0 |
| | 165 | 130 | 149 | 16 | 17 |

Table E(iii)

| 2021/22 | PAN | No of <u>applicants</u> living in PAA | No of places allocated | Vacancies | Waiting list |
|--|------------|--|-------------------------------|------------------|---------------------|
| Shelley | | | | | |
| Emley First School | 25 | 11 | 20 | 5 | 0 |
| Farnley Tyas CE (VC) First School | 10 | 9 | 10 | 0 | 8 |
| Highburton CE (VC) First School | 30 | 30 | 30 | 0 | 2 |
| Kirkburton CE (VA) First School | 24 | 16 | 20 | 4 | 0 |
| Shelley First School | 34 | 27 | 32 | 2 | 0 |
| Shepley First School | 30 | 23 | 29 | 1 | 0 |
| Thurstonland Endowed (VC) First School | 12 | 10 | 12 | 0 | 6 |
| | 165 | 126 | 153 | 12 | 16 |