

# Footfall Report for: Dewsbury Town Centre

Weeks This Month: 4  
Weeks Last Month: 4

## Monthly Footfall

	Year to date %		Year on year %		Month on month %	
	2023	2022	2023	2022	2023	2022
Dewsbury Town Centre	10.3%		0.0%		11.4%	45.4%
North & Yorkshire	7.7%	139.2%	11.1%	128.2%	13.9%	8.2%
UK	15.7%	162.4%	15.7%	153.8%	12.7%	12.4%

Benchmark calculations (Year on Year and Month on Month) have been calculated using like for like data sets (only those counters available in both comparison periods) to ensure statistical accuracy

## Headlines

The total number of visitors for the year to date is 445,952 which is 10.3% up on the previous year.

The total number of visitors to Dewsbury Town Centre in month commencing 30 January 2023 was 234,979.

The busiest day in month commencing 30 January 2023 was Saturday 4 February with 13,070 visitors.

The peak hour of the month was 14:00 on Saturday 11 February 2023 with footfall of 1,943.

## Footfall by month

Figures shown below are calculated using monthly totals.



■ This Month     ■ Previous Year  
■ Previous Month

## Weather



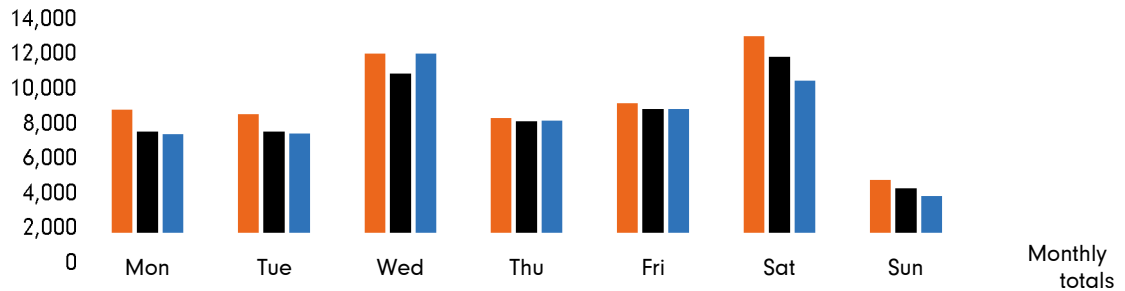
Number of days this month	8	20			
Number of days same month last year	5	2	19	2	
Number of days same month two years ago	11	12	2	1	2

## Average temperature

	Maximum temperature	Minimum temperature
2023	10°	4°
2022	9°	4°
2021	8°	3°

## Footfall by day

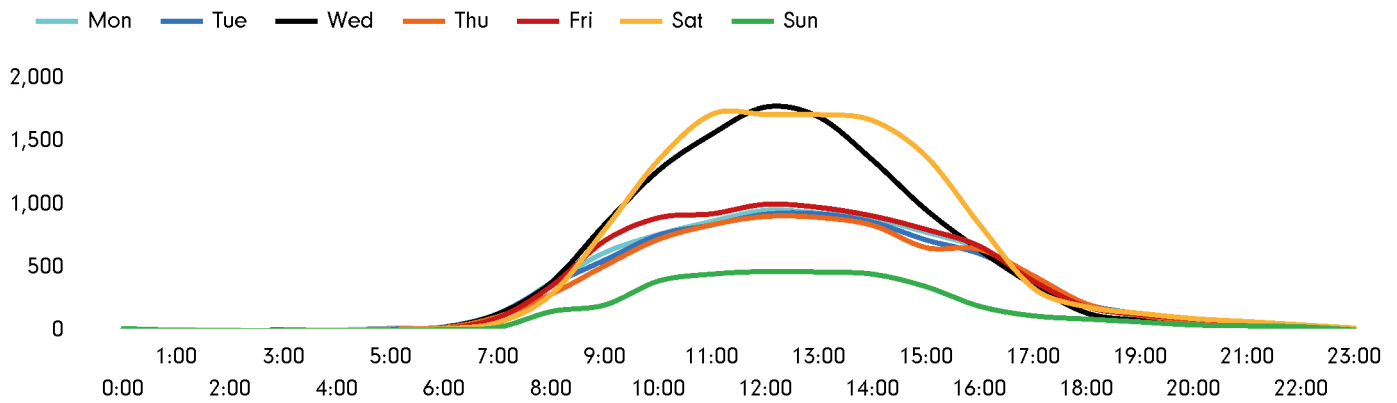
The figures shown below are calculated using weekly averages.



This Month	7,917	7,647	11,388	7,408	8,317	12,483	3,584	58,744
Previous Month	6,579	6,576	10,150	7,215	7,973	11,179	3,071	52,743
Previous Year	6,431	6,435	11,404	7,261	7,980	9,702	2,596	51,809
Month on month %	20.3%	16.3%	12.2%	2.7%	4.3%	11.7%	16.7%	
Year on year %	23.1%	18.8%	-0.1%	2.0%	4.2%	28.7%	38.1%	

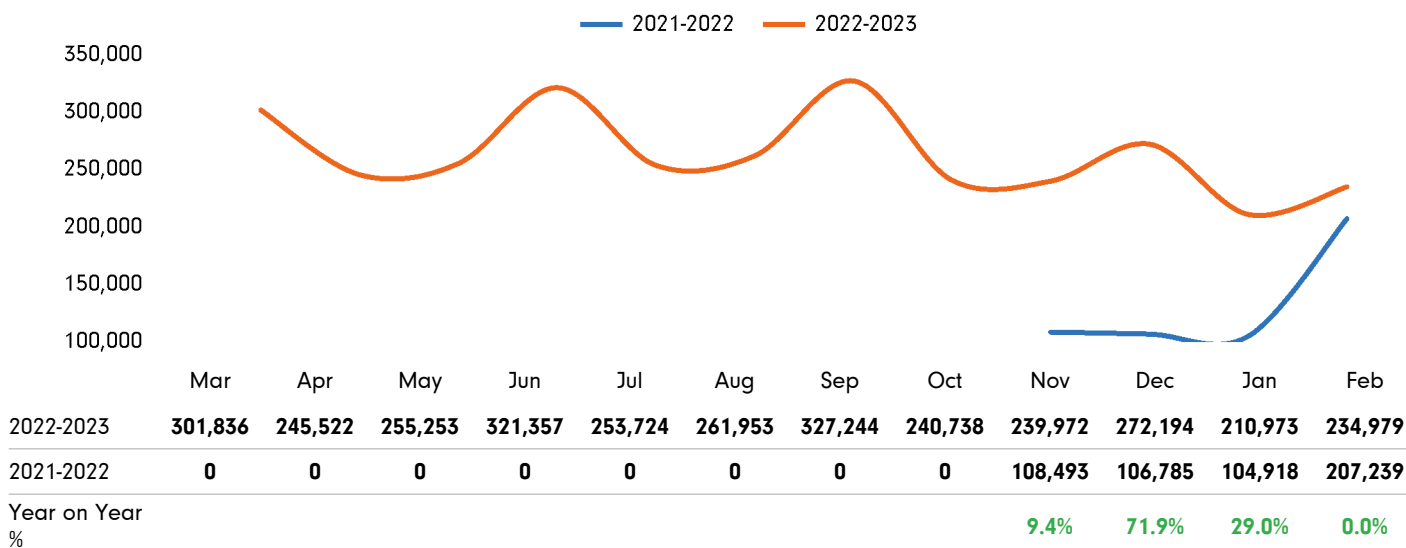
## Footfall by hour

The figures shown below are calculated using a weekly average



## Footfall - rolling 12 months

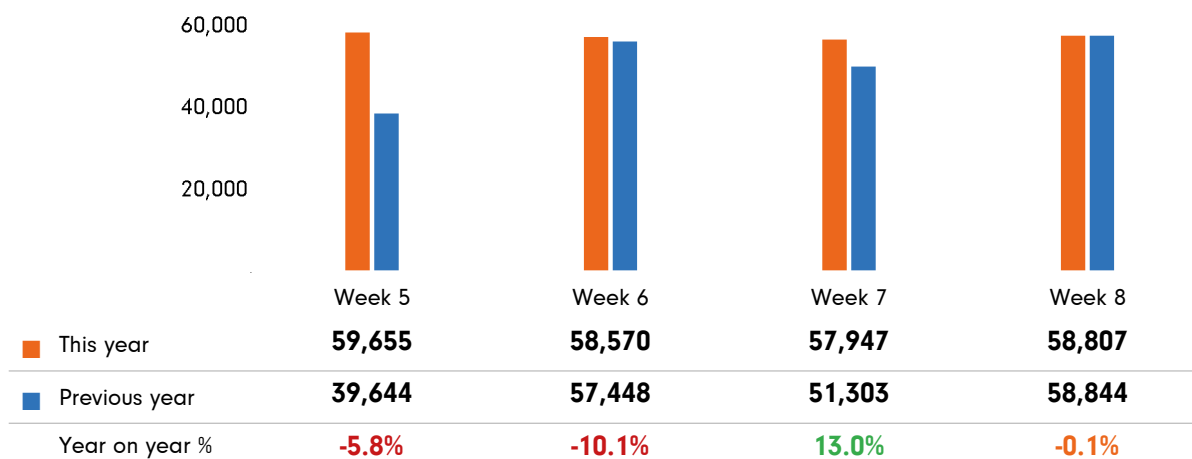
The figures shown below are calculated using weekly averages.



Year on year % is calculated by comparing the 2022-2023 period with the 2021-2022 period i.e the figure for February compares February 2023 to February 2022

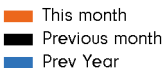
## Footfall by week of month

The figures shown below are calculated using weekly totals.



## Footfall by location

The figures shown below are calculated using weekly averages.

	This month	% share of total month	Previous month	Previous year	Month on month %	Year on year %	
Crossing at Dewsbury Ring Road, Eastbound	2,625	4.5%	2,599	4,168	1.0%	-37.0%	
Crossing at Dewsbury Ring Road, Westbound	2,012	3.4%	1,882	4,027	6.9%	-50.0%	
Dewsbury Ring Road (Eastside) at Wellington Road, Northbound	1,900	3.2%	1,741	1,439	9.1%	32.0%	
Dewsbury Ring Road (Eastside) at Wellington Road, Southbound	1,936	3.3%	1,747	1,962	10.8%	-1.3%	
Foundry Street (Eastside) at Corporation Street, Northbound	2,403	4.1%	1,970	2,031	22.0%	18.3%	
Foundry Street (Eastside) at Corporation Street, Southbound	2,912	5.0%	2,370	2,498	22.9%	16.6%	
Foundry Street (Westside) at Corporation Street, Northbound	2,674	4.6%	2,176	2,558	22.9%	4.5%	
Foundry Street (Westside) at Corporation Street, Southbound	2,649	4.5%	2,263	2,519	17.1%	5.2%	
Northgate (Eastside) at Bond Street, Northbound	6,169	10.5%	5,585	4,134	10.5%	49.2%	
Northgate (Eastside) at Bond Street, Southbound	7,209	12.3%	6,655	4,673	8.3%	54.3%	
Northgate (Westside) at Bond Street, Northbound	3,089	5.3%	2,672	2,112	15.6%	46.3%	
Northgate (Westside) at Bond Street, Southbound	4,294	7.3%	3,984	2,761	7.8%	55.5%	
Underpass at Railway Street, Northbound	8,873	15.1%	8,007	8,136	10.8%	9.1%	
Underpass at Railway Street, Southbound	9,995	17.0%	9,088	8,787	10.0%	13.7%	

## Reporting dates

This month - 30 January 2023 - 26 February 2023

Year to Date % Change is the annual % change in footfall from January of this year compared to the same period last year. January, 2023 to February, 2023 Vs January, 2022 to February, 2022

Year on Year % Change is the % change in footfall for this month compared to the same week in the previous year. February, 2023 Vs February, 2022

Month on Month % Change is the % change in footfall for this Month from the previous Month. 2023 Vs 1 2023

