



**We are:  
Going to  
Golcar Library.**

**We are:  
Kirkles  
Libraries.**

## Before I go to the library

I'm going to Golcar Library.



## About the library

I will enter the library through the left hand door. There are three steps to walk up.




The right hand door goes to a platform lift.

This helps with access for anyone who needs it.



When I go up the steps into the Library I will see a desk.

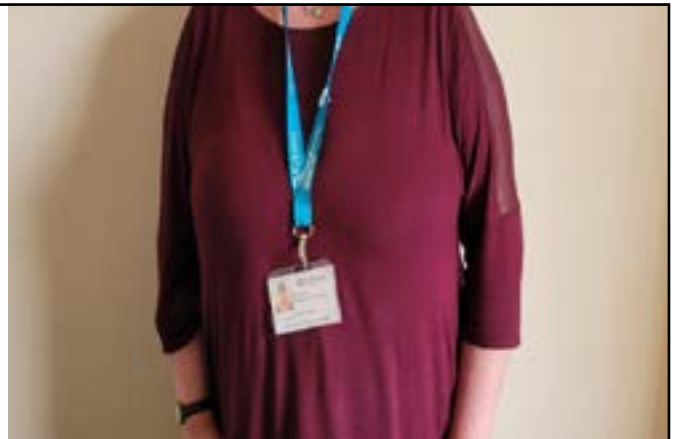


# How do I become a member of the library?

If I look left when I am standing at the Help desk I can see the main library area.



I will talk to a member of staff to help me become a member of the library.



I will tell them my name, address, date of birth, telephone number and email address.



Then I will be given a library card and talked to about how to borrow books and use the computers for free.





# When I visit the library

In the library there will be shelves of books.



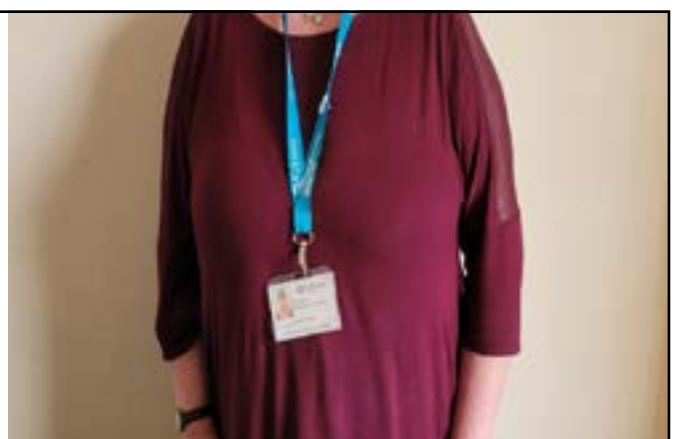
I can sit in a chair to read a book.



I can borrow books and take them home with me.



If I want to borrow a book I will talk to a member of the library staff.




## When I visit the library

A member of staff will show me how to borrow my books and tell me when I need to bring them back to the library.



The library will also have Wi-Fi and computers I can use for free.



To use the computers, I will need to talk to a member of staff.



There are toilets I can use in the library.



## When I have finished

I can also visit the garden. The garden is behind the library.



When I have finished, I will leave the library.



**Thank you for using our Social Story.**

Please use this link to tell us what you thought of it:

<https://forms.office.com/r/sWKB3et2UK>

Or scan this QR code:

